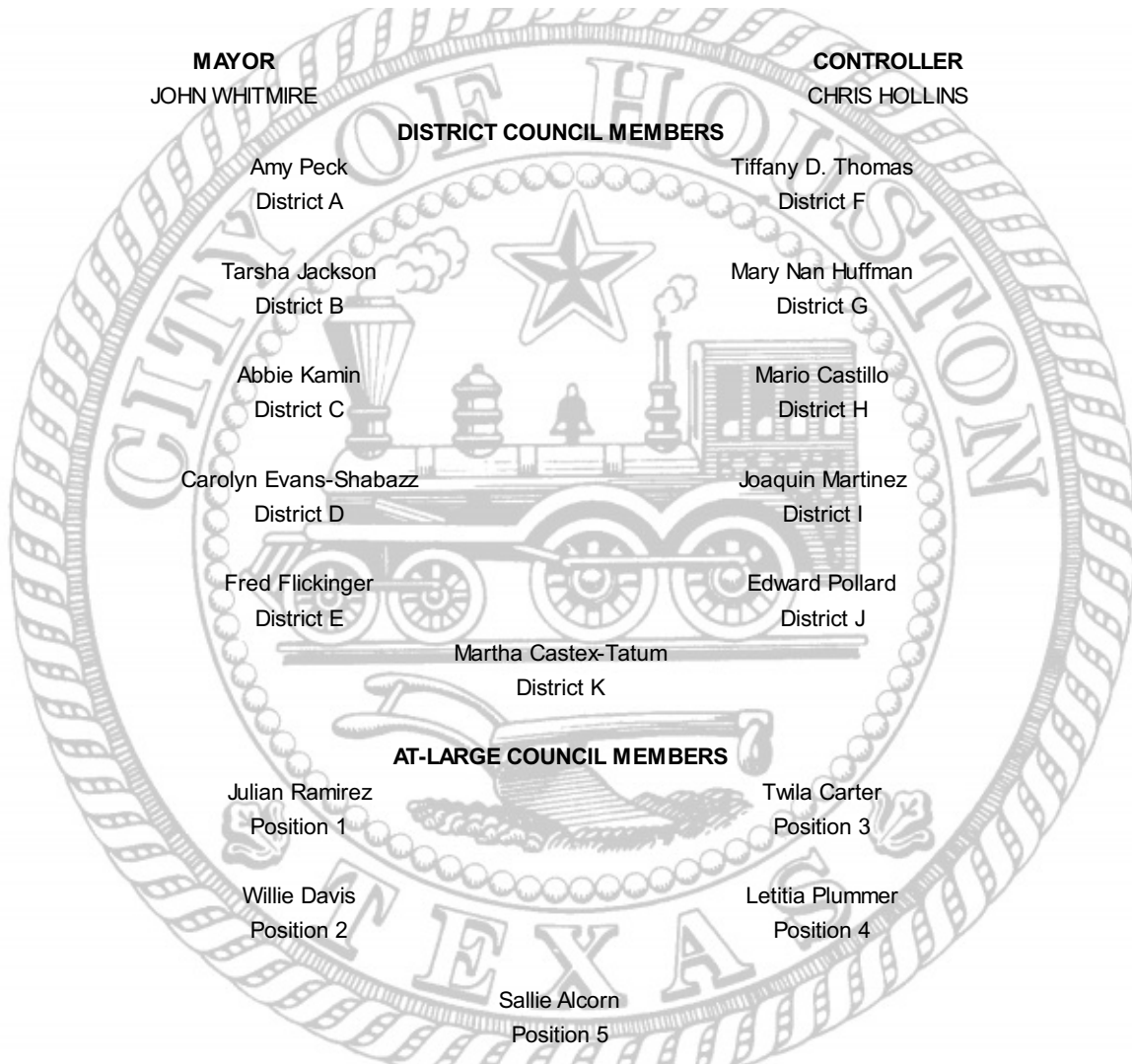


# AGENDA

CITY OF HOUSTON ■ CITY COUNCIL

October 8 & 9, 2024



**MAYOR**  
JOHN WHITMIRE

**CONTROLLER**  
CHRIS HOLLINS

**DISTRICT COUNCIL MEMBERS**

|                                     |                                 |
|-------------------------------------|---------------------------------|
| Amy Peck<br>District A              | Tiffany D. Thomas<br>District F |
| Tarsha Jackson<br>District B        | Mary Nan Huffman<br>District G  |
| Abbie Kamin<br>District C           | Mario Castillo<br>District H    |
| Carolyn Evans-Shabazz<br>District D | Joaquin Martinez<br>District I  |
| Fred Flickinger<br>District E       | Edward Pollard<br>District J    |
| Martha Castex-Tatum<br>District K   |                                 |

**AT-LARGE COUNCIL MEMBERS**

|                              |                               |
|------------------------------|-------------------------------|
| Julian Ramirez<br>Position 1 | Twila Carter<br>Position 3    |
| Willie Davis<br>Position 2   | Letitia Plummer<br>Position 4 |
| Sallie Alcorn<br>Position 5  |                               |

Marta Crinejo, Agenda Director

Pat Jefferson Daniel, City Secretary

In accordance with the Texas Open Meetings Act the agenda is posted for public information, at all times, for at least 72 hours preceding the scheduled time of the meeting on the bulletin board located on the exterior wall of the City Hall building at 901 Bagby.

The agenda may be accessed via the Internet at <http://houston.novusagenda.com/agendapublic/>. Copies of the agenda are available in the Office of the City Secretary in the City Hall Annex, Public Level at no charge. To receive the agenda by mail, send check or money order for \$52.00 for a one year subscription, made payable to the City of Houston to the attention of the City Secretary, P.O. Box 1562, Houston, Texas 77251.

To reserve time to appear before Council call 832-393-1100, or email us at [speakers@houstontx.gov](mailto:speakers@houstontx.gov) or weather permitting you may come to the Office of the City Secretary, City Hall Annex, Public Level **by 3:00 pm the Monday before Public Session.**

NOTE: If a translator is required, please advise when reserving time to speak

**AGENDA - COUNCIL MEETING Tuesday, October 8, 2024 - 1:30 PM**  
**City Hall - In Person Meeting**

**PRESENTATIONS**

**2:00 P.M. – INVOCATION AND PLEDGE OF ALLEGIANCE**

**INVOCATION AND PLEDGE OF ALLEGIANCE - Council Member Alcorn**

**ROLL CALL AND ADOPT THE MINUTES OF THE PREVIOUS MEETING**

**PUBLIC SPEAKERS** - Pursuant to City Council Rule 8, City Council will hear from members of the public; the names and subject matters of persons who had requested to speak at the time of posting this Agenda are attached; the names and subject matters of persons who subsequently request to speak may be obtained in the City Secretary's Office.

**NOTE: If a translator is required, please advise when reserving time to speak**

**SP10-08-2024**

**RECESS**

**RECONVENE**

**WEDNESDAY - OCTOBER 9th, 2024 - 9:00 A. M.**

DESCRIPTIONS OR CAPTIONS OF AGENDA ITEMS WILL BE READ BY  
THE  
CITY SECRETARY PRIOR TO COMMENCEMENT

**MAYOR'S REPORT**

**ELECTRONIC OPENINGS**

**APPROXIMATELY 10:30 A. M.**

Announcement by City Controller of the results of the electronic auction-style bidding for the sale in the amount not to exceed \$232,000,000.00 Tax and Revenue Anticipation Notes, Series 2024

1. MOTION authorizing the Mayor and City Controller to award the sale of Tax and Revenue Anticipation Notes, Series 2024 (the "Notes") in an aggregate amount not to exceed \$232 million (maximum allowable) and take any other action required related to the issuance of the Notes, including ratification and confirmation of the use of the Preliminary Official Statement provided to prospective bidders in connection with the offering for sale of the Notes and approval of the preparation and distribution of the Official Statement

**CONSENT AGENDA NUMBERS 2 through 41**

## **MISCELLANEOUS - NUMBER 2**

2. REQUEST from Mayor for confirmation of the appointment of the following individuals as Non-Voting Advisory Members to the **HOUSTON FIRST CORPORATION BOARD OF DIRECTORS:**  
**TWILA CARTER**, Council Member At-Large 3  
**JOAQUIN MARTINEZ**, Council Member District I

## **ACCEPT WORK - NUMBERS 3 and 4**

3. RECOMMENDATION from Director Houston Airport System for approval of final contract amount of \$50,114,661.80 and acceptance of work on contract with **MANHATTAN CONSTRUCTION COMPANY** for the Terminal D Renovations Project at George Bush Intercontinental Airport/Houston (IAH) (Project No. 500N) - 1.29% under the original contract amount - **DISTRICT B - JACKSON**
4. RECOMMENDATION from Director Houston Public Works for approval of final contract amount of \$3,946,837.33 and acceptance of work on contract with **GRAVA LLC** for FY2022 Street & Drainage Rehabilitation Contract #2 - 1.33% under the original contract amount - **DISTRICTS B - JACKSON; C - KAMIN; H - CASTILLO; I - MARTINEZ and K - CASTEX-TATUM**

## **PURCHASING and TABULATION of BIDS - NUMBERS 5 through 15**

5. **ALLIED BREATHING AIR, LLC.** for Purchase of Breathing Air Compressor for Houston Fire Department - \$58,031.98 - Equipment Acquisition Consolidated Fund
6. **POLARIS SALES, INC** for Purchase of Electric Utility Carts through Sourcewell Cooperative Purchasing Program for the Fleet Management Department on behalf of Houston Public Works - \$78,534.56 - Enterprise Fund
7. **WAUKESHA-PEARCE INDUSTRIES, LLC, GENSERVE, LLC dba LJ POWER, INC,** and **CENTRAL TEXAS HEAVY EQUIPMENT CO. dba CENTRAL TEXAS EQUIPMENT** for Mobile Generators through the BuyBoard Cooperative Purchasing Agreement for the Fleet Management Department on behalf of Houston Public Works - \$1,958,496.00 - Enterprise Fund
8. **RUSH TRUCK CENTERS OF TEXAS, LP** for Purchase of Heavy-Duty Trucks through the Houston-Galveston Area Council Cooperative Purchasing Program and **CALDWELL COUNTRY CHEVROLET** through the BuyBoard Cooperative Purchasing Agreement for the Fleet Management Department on behalf of Houston Public Works - \$2,368,628.00 - Enterprise and Other Funds
9. **AMEND MOTION #2024-0404, 5/22/2024, TO INCREASE** the spending authority from \$580,000.00 to \$1,350,000.00 and to expand the scope of work for City-wide Enterprise Assessment Consulting Services with **ERNST**

**& YOUNG** through a Cooperative Contract with Omnia Partners for the Mayor's Office and Finance Department - \$770,000.00 - General and Enterprise Funds

10. **METRO FIRE APPARATUS SPECIALIST, INC** for Purchase of Fire Rescue Truck for Public Safety and Homeland Security on behalf of the Houston Fire Department - \$1,446,998.00 - Grant Fund
11. **SAFE BOATS INTERNATIONAL, LLC.** sole source supplier of SAFE Boat Refurbishment Services for the Mayor's Office of Public Safety and Homeland Security, on behalf of the Houston Police Department - \$293,946.70 - Grant Fund
12. **THE CNA CORPORATION** for Purchase of Consulting and Assessment Services through the H-GAC Buy Cooperative for the Mayor's Office of Public Safety and Homeland Security - \$84,953.70 - Grant Fund
13. **APPROVE** spending authority for Water Meters and Repair Parts from **ACCURATE UTILITY SUPPLY, LLC.** through the Cooperative Purchasing Agreement with BuyBoard for Houston Public Works - 2 Months with 2 one-year options - \$15,198,145.21 - Enterprise Fund
14. ORDINANCE appropriating \$2,900,000.00 out of Water & Sewer System Consolidated Construction Fund as an appropriation to support the issuance of Emergency Purchase Order for Emergency Repairs to a Sanitary Sewer Line for Houston Public Works - **DISTRICTS C - KAMIN and D - EVANS-SHABAZZ**
15. **AMEND MOTION #2024-0281, TO INCREASE** the spending authority from \$4,400,000.00 to \$7,300,000.00 for additional Repairs to a Sanitary Sewer Line for Houston Public Works and awarded to **PM CONSTRUCTION & REHAB, LLC** - \$2,900,000.00 - Enterprise Fund  
**Should only be considered after passage of item 14 above**

#### **RESOLUTIONS - NUMBERS 16 through 18**

16. RESOLUTION of the City Council of the City of Houston, Texas, nominating **MELISSA MEISGEIER NORIEGA** to be placed on the ballot for an appointed position on the Board of Directors of the Harris Central Appraisal District
17. RESOLUTION authorizing the issuance of a Letter of Approval to **ELITE MEDICAL RESPONSE MANAGEMENT, INC** pursuant to Section 773.0573 of the Texas Health and Safety Code
18. RESOLUTION authorizing the issuance of a Letter of Approval to **OMNI EMS INCORPORATED** pursuant to Section 773.0573 of the Texas Health and Safety Code

#### **ORDINANCES - NUMBERS 19 through 41**

19. ORDINANCE approving and authorizing an amendment to Loan Agreement between City of Houston and **COLE KLEIN BUILDERS, LLC** to increase Uptown TIRZ Series 2021 Affordable Homes Funds for the construction of Sanitary Sewer Line - **DISTRICT D - EVANS-SHABAZZ**

20. ORDINANCE authorizing acceptance of award of \$400,342.00 in State of Texas Homeless Housing and Services Program Funds and approving and authorizing contract between City of Houston and the **TEXAS DEPARTMENT OF HOUSING AND COMMUNITY AFFAIRS** for the administration of a **FY 2025 Texas Homeless Housing and Services Program** to address Youth Homelessness
21. ORDINANCE authorizing acceptance of award of \$1,153,871.00 in State of Texas Homeless Housing and Services Program Funds and approving and authorizing contract between City of Houston and **TEXAS DEPARTMENT OF HOUSING AND COMMUNITY AFFAIRS** for the administration of **FY 2025 Texas Homeless Housing and Services Program**
22. ORDINANCE appropriating \$9,998,480.00 out of Airports Improvement Fund, awarding Construction Contract to **GONZALEZ GROUP, LP** for Terminal A Restrooms Upgrade Project at George Bush Intercontinental Airport/Houston (IAH) (Project 1009); setting a deadline for the bidder's execution of the contract and delivery of all bonds, insurance, and other required contract documents to the City; holding the bidder in default if it fails to meet the deadlines; providing funding for construction services, materials engineering & testing, and contingency relating to Terminal A Restrooms Upgrade Project financed by the Airports Improvement Fund - **DISTRICT B - JACKSON**
23. ORDINANCE approving and authorizing Professional Services Agreement between City of Houston and **HUSCH BLACKWELL LLP** to provide Legal Services; establishing a maximum contract amount - \$172,000.00 - Property and Casualty Fund
24. ORDINANCE approving and awarding Contract between City of Houston and **BOYER, INC** for Electrical Maintenance, Repair, Automation Support, and Technical Services for Houston Public Works; providing a maximum contract amount - 3 Years with 2 one-year options - \$25,477,455.00 - Enterprise Fund
25. ORDINANCE amending Ordinance No. 2019-857 to increase maximum contract amount for agreement between City of Houston and **ALWAYS IN SEASON DECORATING SERVICES, INC** for Seasonal Interior Design Services for the Houston Airport System - \$158,258.98 - Enterprise Fund
26. ORDINANCE appropriating \$2,000,000.00 out of Dedicated Drainage and Street Renewal Capital Fund - Drainage Charge and \$14,054,610.00 out of Water & Sewer System Consolidated Construction Fund as an additional appropriation to contract between City of Houston and **SENSUS USA, INC** for installation of an Advanced Metering Infrastructure System for Houston Public Works (as approved by Ordinance No. 2020-0992)
27. ORDINANCE appropriating \$99,000.00 out of General Improvement Consolidated Construction Fund; and approving First Amendment between the City of Houston and **RESTOCON CORPORATION** for the City Hall Annex Garage Waterproofing Project - **DISTRICT I - MARTINEZ**
28. ORDINANCE relating to Fiscal Affairs of **LAKE HOUSTON REDEVELOPMENT AUTHORITY ON BEHALF OF REINVESTMENT ZONE NUMBER TEN, CITY OF HOUSTON, TEXAS (LAKE HOUSTON**

- ZONE**); approving Fiscal Year 2025 Operating Budget for the Authority and Fiscal Years 2025-2029 Capital Improvement Plan Budget for the Zone - **DISTRICT E - FLICKINGER**
29. ~~ORDINANCE~~ relating to Fiscal Affairs of **SOUTHWEST HOUSTON REDEVELOPMENT AUTHORITY ON BEHALF OF REINVESTMENT ZONE NUMBER TWENTY, CITY OF HOUSTON, TEXAS**; approving Fiscal Year 2025 Operating Budget for the Authority and Fiscal Years 2025-2029 Capital Improvement Plan Budget for the Zone - **DISTRICTS F - THOMAS and J - POLLARD**
30. ORDINANCE relating to the fiscal affairs of **HIRAM CLARKE/FORT BEND REDEVELOPMENT AUTHORITY ON BEHALF OF REINVESTMENT ZONE NUMBER TWENTY-FIVE, CITY OF HOUSTON, TEXAS (HIRAM CLARKE/FORT BEND ZONE)**; approving the Fiscal Year 2025 Operating Budget for the Authority and the Fiscal Years 2025-2029 Capital Improvement Plan Budget for the Zone - **DISTRICT D - EVANS-SHABAZZ and DISTRICT K - CASTEX-TATUM**
31. ORDINANCE approving and authorizing submission of Electronic Application for acceptance of Grant Funds through the **OFFICE OF THE GOVERNOR, PUBLIC SAFETY OFFICE CRIMINAL JUSTICE DIVISION** for the **FY25 General Victim Assistance Grant Program**; declaring the City's eligibility for such Grant; authorizing the Chief of the Houston Police Department ("Police Chief") to act as the City's representative in the application process, to apply for, accept, and expend the Grant Funds if awarded and to apply for, accept, and expend all subsequent awards, if any, pertaining to the Grant and to extend the budget period
32. ORDINANCE approving and authorizing submission of Electronic Application for and acceptance of Grant Funds through the **TEXAS DEPARTMENT OF MOTOR VEHICLES** for **FY2025 Motor Vehicle Crime Prevention Authority Catalytic Converter Grant**; declaring the City's eligibility for such Grant; authorizing the Police Chief of the City of Houston Police Department to act as the City's representative in the application process, to apply for, accept, and expend the Grant Funds if awarded and to apply for, accept, and expend all subsequent awards, if any, if any, pertaining to the Grant and to extend the budget period
33. ORDINANCE amending Ordinance No. 2022-0867 to increase maximum contract amount; approving and authorizing first amendment to existing contract with **HARRIS COUNTY DEPARTMENT OF EDUCATION** for CASE for Kids Program
34. ORDINANCE establishing the north side of the 400 Block of Byrne Street, between Helen and Florence Streets, within the City of Houston, Texas, as a Special Minimum Lot Size Block pursuant to Chapter 42 of the Code of Ordinances, Houston, Texas - **DISTRICT H - CASTILLO**
35. ORDINANCE consenting to the addition of 468.48 acres of land to **HARRIS COUNTY WATER CONTROL AND IMPROVEMENT DISTRICT NO. 158**, for inclusion in its district
36. ORDINANCE finding and determining public convenience and necessity for the acquisition of real property interests in connection with the public improvement project known as the Hirsch: Laura Koppe to Crosstimbers

Paving and Drainage Improvements Project; authorizing the acquisition of fee simple or easement interest to one parcel of land required for the project and situated in the William P. Harris & Robert Willson survey, Abstract No. 32, in Harris County, Texas, said parcel of land being located along Hirsch Road in the City of Houston, by gift, dedication, purchase and the use of eminent domain and further authorizing payment of the costs of such purchases and/or eminent domain proceedings and associated costs for relocation assistance, appraisal fees, title policies/services, recording fees, court costs, and expert witness fees in connection with the acquisition of fee simple or easement interest to one parcel of land required for the Project

**- DISTRICT B - JACKSON**

37. ORDINANCE finding and determining that public convenience and necessity no longer require the continued use of a 20 foot-wide storm sewer easement, being out of and a part of Restricted Reserve "B," Wells Fargo Waugh, situated in the Obediance Smith League, Abstract No. 696, Harris County, Texas; abandoning said easement to the abutting property owner, in consideration of its payment to the City in the amount of \$209,633.00, and other good and valuable consideration - **DISTRICT C - KAMIN**
38. ORDINANCE finding and determining public convenience and necessity for the acquisition of real property interests in connection with the public improvement project known as the 315 Coveview Roadside Ditch Improvements Project; authorizing the acquisition of fee simple or easement interest to one parcel of land required for the project and situated in the F. Rankin Survey, Abstract No. 57, Harris County, Texas, and being Situated on Fairlake Lane near Covecrest Drive in the City of Houston, by gift, dedication, purchase and the use of eminent domain and further authorizing payment of the costs of such purchases and/or eminent domain proceedings and associated costs for relocation assistance, appraisal fees, title policies/services, recording fees, court costs, and expert witness fees in connection with the acquisition of fee simple or easement interest to one parcel of land required for the project
39. ORDINANCE appropriating \$3,360,742.18 out of Water & Sewer System Consolidated Construction Fund; approving and authorizing Professional Engineering Services Contract between the City of Houston and **PAPE-DAWSON CONSULTING ENGINEERS, LLC** for Lift Station Rehabilitation and Reconstruction Design FEMA-CD (Woodland Ridge Lift Station, Ben's Branch Lift Station, Elmwood Hills Lift Station, Trail River Lift Station, Forest Shores Lift Station, Riverlawn Lift Station); providing funding for CIP Cost Recovery relating to construction of facilities financed by the Water & Sewer System Consolidated Construction Fund - **DISTRICT E - FLICKINGER**
40. ORDINANCE appropriating \$11,103,311.10 out of Water & Sewer System Consolidated Construction Fund; approving and authorizing Professional Engineering Services Contract between the City of Houston and **GARVER, LLC** for Cedar Bayou Wastewater Treatment Plant Improvements and Expansion; providing funding for CIP Cost Recovery financed by the Water & Sewer System Consolidated Construction Fund
41. ORDINANCE appropriating \$1,800,000.00 out of Contributed Capital Projects Fund and \$848,075.55 from METRO Projects Construction - DDSRF; awarding Contract to **TIKON GROUP, INC** for Sidewalk Program

(PKG. 2); setting a deadline for the bidder's execution of the Contract and delivery of all bonds, insurance, and other required Contract documents to the City; holding the bidder in default if it fails to meet the deadlines; providing funding for testing services and CIP Cost Recovery relating to construction of facilities financed by the Contributed Capital Projects Fund and the METRO Projects Construction - DDSRF

### **END OF CONSENT AGENDA**

### **CONSIDERATION OF MATTERS REMOVED FROM CONSENT AGENDA**

#### **NON-CONSENT - MISCELLANEOUS**

42. **RECOMMENDATION** from the Mayor and Director of Finance to place the proposed tax rate of \$0.519190 on each \$100 of taxable value, which is the same as last year's tax rate on the October 16 agenda. Publication of the proposed tax rate will be October 11, 2024.

#### **MATTERS HELD - NUMBER 43**

43. REQUEST from Mayor for confirmation of the appointment or reappointment of the following individuals to the **HARRIS COUNTY-HARRIS COUNTY SPORTS AUTHORITY BOARD OF DIRECTORS**, for a term to expire August 31, 2026:

Position One - **CHRISTOPHER NEWPORT**, appointment

Position Two - **NOMAAN K. HUSAIN**, reappointment

Position Three - **JOHN ARNOLD**, appointment

**TAGGED BY COUNCIL MEMBER POLLARD**

This was item 1 on agenda of October 2, 2024

#### **PROPOSITION A COUNCIL MEMBER ITEM - NUMBER 44**

44. **RECOMMENDATION** to place a proposed tax rate of \$0.55160 on each \$100 of taxable value on the October 16, 2024 agenda with adoption of such a tax rate expected to result in an increase of the City's ad valorem tax revenues for the current fiscal year in an amount greater than five percent more than the ad valorem property tax revenues collected during the immediately preceding fiscal year.

**HEARING DATE - OCTOBER 16, 2024- 9:00 AM**

#### **MATTERS TO BE PRESENTED BY COUNCIL - Council Member Peck first**

**ALL ORDINANCES ARE TO BE CONSIDERED ON AN EMERGENCY BASIS AND TO BE PASSED ON ONE READING UNLESS OTHERWISE NOTED, ARTICLE VII, SECTION 7, CITY CHARTER**

**NOTE** WHENEVER ANY AGENDA ITEM, WHETHER OR NOT ON THE CONSENT AGENDA, IS NOT READY FOR COUNCIL ACTION AT THE TIME IT IS REACHED ON THE AGENDA, THAT ITEM SHALL BE PLACED AT THE END OF THE AGENDA FOR ACTION BY COUNCIL



WHEN ALL OTHER AGENDA ITEMS HAVE BEEN CONSIDERED.

CITY COUNCIL RESERVES THE RIGHT TO TAKE UP AGENDA ITEMS OUT OF THE ORDER IN WHICH THEY ARE POSITIONED IN THIS AGENDA. ALSO, AN ITEM THAT HAS BEEN TAGGED UNDER CITY COUNCIL RULE (HOUSTON CITY CODE 2-2) OR DELAYED TO ANOTHER DAY MAY BE NEVERTHELESS CONSIDERED LATER AT THE SAME CITY COUNCIL MEETING.



## CITY OF HOUSTON - CITY COUNCIL

Meeting Date: 10/8/2024

Item Creation Date:

SP10-08-2024

Agenda Item#:

### **ATTACHMENTS:**

**Description**

SP10-08-2024

**Type**

Signed Cover sheet

**CITY COUNCIL CHAMBER – CITY HALL 2<sup>nd</sup> FLOOR - TUESDAY  
OCTOBER 8, 2024 – 2:00 PM**

**NON-AGENDA**

1 MIN

1 MIN

1 MIN

2 MIN

2 MIN

2 MIN

3 MIN

3 MIN

3 MIN

ROSLYN EDWARDS – 6720 Cullen Blvd. – 77021 – 832-507-8573 – Smoke shop

RODNEY UNDERWOOD – 2221 Wentworth St. – 77004 – 832-868-7219 – Damaged properties

ANTHONY JOHNSON – 1100 Nasa Parkway, Suite 204D – 77070 – 210-669-2979 – Compensation for completed work

**PREVIOUS**

1 MIN

1 MIN

1 MIN

ILY MONTOYA-RIVAS – 4742 Yale St., Apt. 14 – 77018 – Immigration



## CITY OF HOUSTON - CITY COUNCIL

Meeting Date: 10/8/2024

Item Creation Date:

FIN - TRANS 2024 - Award of Sale

Agenda Item#: 1.

### **Summary:**

MOTION authorizing the Mayor and City Controller to award the sale of Tax and Revenue Anticipation Notes, Series 2024 (the "Notes") in an aggregate amount not to exceed \$232 million (maximum allowable) and take any other action required related to the issuance of the Notes, including ratification and confirmation of the use of the Preliminary Official Statement provided to prospective bidders in connection with the offering for sale of the Notes and approval of the preparation and distribution of the Official Statement

### **Background:**

#### **RECOMMENDATION:**

Adopt a motion authorizing the Mayor and City Controller to award the sale of Tax and Revenue Anticipation Notes, Series 2024 (the "Notes") in an aggregate amount not to exceed \$232 million (maximum allowable) and take any other action required related to the issuance of the Notes, including ratification and confirmation of the use of the Preliminary Official Statement provided to prospective bidders in connection with the offering for sale of the Notes and approval of the preparation and distribution of the Official Statement.

#### **SPECIFIC EXPLANATION:**

On August 28, 2024 City Council passed Ordinance Nos. 2024-0625 and 2024-0626 (the "Ordinances") authorizing the issuance and sale of Tax and Revenue Anticipation Notes, Series 2024 (the "Notes"). As in prior years, the proceeds of the Notes will be used to fund General Fund operating expenditures in anticipation of the receipt of ad valorem tax revenues later in Fiscal Year 2025.

On or about October 2, 2024, a Notice of Sale and Preliminary Official Statement was made available to prospective purchasers relating to the offering of the Notes in an aggregate amount not to exceed \$232 million (maximum allowable) and requesting the delivery of the bids on October 9, 2024. The bids are received through an auction format described below that allows a broker/dealer to bid for the total principal amount of the Notes or a lesser principal amount; therefore, the "winning bid" may be awarded to more than one firm.

As in prior years, electronic bids for the Notes will be received via Grant Street between 8:30 a.m. – 9:00 a.m. Central Daylight Time on October 9, 2024; however, to encourage competitive bidding, if any bid becomes a leading bid (i.e. lowest yield) within two minutes prior to the scheduled end of the bidding, then the time period for submission of bids will automatically extend by two minutes to allow other bidders additional time to consider improving their pricing. At the close of the bidding period, the Office of the City Controller, Finance Department, and the City's financial advisors will verify interest rate calculations of bids received and provide the results to the City Council. Upon receiving the results, City Council is requested to adopt a motion to award the sale to one or more purchasers based on the lowest true interest cost, ratify and confirm the use of the Preliminary Official Statement and authorize the distribution of the Official Statement. It is expected that the proceeds from the sale of the Notes will be available on Thursday, October 24, 2024.

Melissa Dubowski, Chief Business Officer/Director of Finance Chris Hollins, Houston City Controller

**Prior Council Action:**

August 28, 2024; Ord. 2024-0625; 2024-0626

**Contact Information:**

Alma Tamborello Phone: 832-393-9099

Vernon Lewis Phone: 832-393-3518

**ATTACHMENTS:**

| <b>Description</b> | <b>Type</b>        |
|--------------------|--------------------|
| Coversheet         | Signed Cover sheet |



**CITY OF HOUSTON - CITY COUNCIL**

Meeting Date: 10/8/2024

Item Creation Date:

FIN - TRANS 2024 - Award of Sale

Agenda Item#: 1.

**Summary:**

**NOT A REAL CAPTION**

MOTION authorizing the Mayor and City Controller to award the sale of Tax and Revenue Anticipation Notes, Series 2024 (the "Notes") in an aggregate amount not to exceed \$232 million (maximum allowable) and take any other action required related to the issuance of the Notes, including ratification and confirmation of the use of the Preliminary Official Statement provided to prospective bidders in connection with the offering for sale of the Notes and approval of the preparation and distribution of the Official Statement

**Background:**

**RECOMMENDATION:**

Adopt a motion authorizing the Mayor and City Controller to award the sale of Tax and Revenue Anticipation Notes, Series 2024 (the "Notes") in an aggregate amount not to exceed \$232 million (maximum allowable) and take any other action required related to the issuance of the Notes, including ratification and confirmation of the use of the Preliminary Official Statement provided to prospective bidders in connection with the offering for sale of the Notes and approval of the preparation and distribution of the Official Statement.

**SPECIFIC EXPLANATION:**

On August 28, 2024 City Council passed Ordinance Nos. 2024-0625 and 2024-0626 (the "Ordinances") authorizing the issuance and sale of Tax and Revenue Anticipation Notes, Series 2024 (the "Notes"). As in prior years, the proceeds of the Notes will be used to fund General Fund operating expenditures in anticipation of the receipt of ad valorem tax revenues later in Fiscal Year 2025.

On or about October 2, 2024, a Notice of Sale and Preliminary Official Statement was made available to prospective purchasers relating to the offering of the Notes in an aggregate amount not to exceed \$232 million (maximum allowable) and requesting the delivery of the bids on October 9, 2024. The bids are received through an auction format described below that allows a broker/dealer to bid for the total principal amount of the Notes or a lesser principal amount; therefore, the "winning bid" may be awarded to more than one firm.

As in prior years, electronic bids for the Notes will be received via Grant Street between 8:30 a.m. – 9:00 a.m. Central Daylight Time on October 9, 2024; however, to encourage competitive bidding, if any bid becomes a leading bid (i.e. lowest yield) within two minutes prior to the scheduled end of the bidding, then the time period for submission of bids will automatically extend by two minutes to allow other bidders additional time to consider improving their pricing. At the close of the bidding period, the Office of the City Controller, Finance Department, and the City's financial advisors will verify interest rate calculations of bids received and provide the results to the City Council. Upon receiving the results, City Council is requested to adopt a motion to award the sale to one or more purchasers based on the lowest true interest cost, ratify and confirm the use of the Preliminary Official Statement and authorize the distribution of the Official Statement. It is expected that the proceeds from the sale of the Notes will be available on Thursday, October 24, 2024.

DocuSigned by:

Melissa Dubowski, Chief Business Officer/Director of Finance

Signed by:

Chris Hollins, Houston City Controller

**Prior Council Action:**

August 28, 2024; Ord. 2024-0625; 2024-0626

**Contact Information:**

Alma Tamborello Phone: 832-393-9099

Vernon Lewis Phone: 832-393-3518

<sup>DS</sup>  
at

<sup>DS</sup>  
VLM

Certificate Of Completion

Envelope Id: 867B1A3DC0204E5A8DA8FCFA9060E430

Status: Completed

Subject: Complete with DocuSign: Agendaltem\_(10\_2\_2024 4\_47\_14 PM) - Award of Sale - Final.pdf

Source Envelope:

Document Pages: 1

Signatures: 2

Envelope Originator:

Certificate Pages: 5

Initials: 2

Elvira Ontiveros

AutoNav: Enabled

611 Walker St.

Envelopeld Stamping: Enabled

HITS

Time Zone: (UTC-06:00) Central Time (US & Canada)

Houston, TX 77002

Elvira.Ontiveros@houstontx.gov

IP Address: 50.58.210.12

Record Tracking

Status: Original

Holder: Elvira Ontiveros

Location: DocuSign

10/2/2024 3:50:50 PM

Elvira.Ontiveros@houstontx.gov

Security Appliance Status: Connected

Pool: FedRamp

Storage Appliance Status: Connected

Pool: City of Houston IT Services

Location: DocuSign

Signer Events

Alma Tamborello

Alma.Tamborello@houstontx.gov

City of Houston IT Services

Security Level: Email, Account Authentication (None)

Signature



Timestamp

Sent: 10/2/2024 3:53:13 PM

Viewed: 10/2/2024 3:53:47 PM

Signed: 10/2/2024 3:54:23 PM

Signature Adoption: Pre-selected Style

Using IP Address: 50.58.210.12

Electronic Record and Signature Disclosure:

Not Offered via DocuSign


Melissa Dubowski

Melissa.Dubowski@houstontx.gov

Chief Business Officer/Director of Finance

City of Houston IT Services

Security Level: Email, Account Authentication (None)



Sent: 10/2/2024 3:54:28 PM

Viewed: 10/2/2024 5:48:20 PM

Signed: 10/2/2024 5:49:12 PM

Signature Adoption: Uploaded Signature Image

Using IP Address: 174.197.7.189

Signed using mobile

Electronic Record and Signature Disclosure:

Not Offered via DocuSign

Vernon M Lewis

Vernon.Lewis@houstontx.gov

Deputy City Controller

City of Houston IT Services

Security Level: Email, Account Authentication (None)



Sent: 10/2/2024 5:49:14 PM

Viewed: 10/2/2024 8:18:31 PM

Signed: 10/2/2024 8:18:58 PM

Signature Adoption: Pre-selected Style

Using IP Address: 174.203.2.132

Signed using mobile

Electronic Record and Signature Disclosure:

Not Offered via DocuSign

Christopher Hollins

chris.hollins@houstontx.gov

City Controller

Security Level: Email, Account Authentication (None)



Sent: 10/2/2024 8:18:59 PM

Resent: 10/3/2024 11:42:56 AM

Viewed: 10/3/2024 1:39:50 PM

Signed: 10/4/2024 11:41:46 AM

Signature Adoption: Drawn on Device

Using IP Address: 204.235.229.249

Electronic Record and Signature Disclosure:

Accepted: 10/3/2024 1:39:50 PM

ID: 0e0c8f84-bf20-4f99-9850-11c8a3e2d9ab

| In Person Signer Events  | Signature        | Timestamp  |
|--|------------------|--|
| Editor Delivery Events   | Status           | Timestamp  |
| Agent Delivery Events  | Status           | Timestamp  |
| Intermediary Delivery Events   | Status           | Timestamp  |
| Certified Delivery Events  | Status           | Timestamp  |
| <b>Carbon Copy Events</b>  | <b>Status</b>    | <b>Timestamp</b>   |
| Eva Barrios<br>Eva.Barrios@houston.tx.gov<br>Administrative Coordinator<br>COH<br>Security Level: Email, Account Authentication (None)<br><b>Electronic Record and Signature Disclosure:</b><br>Not Offered via DocuSign | <b>COPIED</b>    | Sent: 10/2/2024 3:54:27 PM                                 |
| Lillian Rodriguez<br>Lillian.Rodriguez@houston.tx.gov<br>Security Level: Email, Account Authentication (None)<br><b>Electronic Record and Signature Disclosure:</b><br>Not Offered via DocuSign                          | <b>COPIED</b>    | Sent: 10/2/2024 5:49:13 PM<br>Viewed: 10/3/2024 8:41:40 AM |
| <b>Witness Events</b>  | <b>Signature</b> | <b>Timestamp</b>   |
| <b>Notary Events</b>   | <b>Signature</b> | <b>Timestamp</b>   |
| <b>Envelope Summary Events</b>   | <b>Status</b>    | <b>Timestamps</b>  |
| Envelope Sent  | Hashed/Encrypted | 10/2/2024 3:53:13 PM                                       |
| Certified Delivered  | Security Checked | 10/3/2024 1:39:50 PM                                       |
| Signing Complete   | Security Checked | 10/4/2024 11:41:46 AM                                      |
| Completed  | Security Checked | 10/4/2024 11:41:46 AM                                      |
| <b>Payment Events</b>  | <b>Status</b>    | <b>Timestamps</b>  |
| <b>Electronic Record and Signature Disclosure</b>  |                  |  |



## **ELECTRONIC RECORD AND SIGNATURE DISCLOSURE**

From time to time, City of Houston - Information Technology (we, us or Company) may be required by law to provide to you certain written notices or disclosures. Described below are the terms and conditions for providing to you such notices and disclosures electronically through the DocuSign system. Please read the information below carefully and thoroughly, and if you can access this information electronically to your satisfaction and agree to this Electronic Record and Signature Disclosure (ERSD), please confirm your agreement by selecting the check-box next to 'I agree to use electronic records and signatures' before clicking 'CONTINUE' within the DocuSign system.

### **Getting paper copies**

At any time, you may request from us a paper copy of any record provided or made available electronically to you by us. You will have the ability to download and print documents we send to you through the DocuSign system during and immediately after the signing session and, if you elect to create a DocuSign account, you may access the documents for a limited period of time (usually 30 days) after such documents are first sent to you. After such time, if you wish for us to send you paper copies of any such documents from our office to you, you will be charged a \$0.00 per-page fee. You may request delivery of such paper copies from us by following the procedure described below.

### **Withdrawing your consent**

If you decide to receive notices and disclosures from us electronically, you may at any time change your mind and tell us that thereafter you want to receive required notices and disclosures only in paper format. How you must inform us of your decision to receive future notices and disclosure in paper format and withdraw your consent to receive notices and disclosures electronically is described below.

### **Consequences of changing your mind**

If you elect to receive required notices and disclosures only in paper format, it will slow the speed at which we can complete certain steps in transactions with you and delivering services to you because we will need first to send the required notices or disclosures to you in paper format, and then wait until we receive back from you your acknowledgment of your receipt of such paper notices or disclosures. Further, you will no longer be able to use the DocuSign system to receive required notices and consents electronically from us or to sign electronically documents from us.

### **All notices and disclosures will be sent to you electronically**

Unless you tell us otherwise in accordance with the procedures described herein, we will provide electronically to you through the DocuSign system all required notices, disclosures, authorizations, acknowledgements, and other documents that are required to be provided or made available to you during the course of our relationship with you. To reduce the chance of you inadvertently not receiving any notice or disclosure, we prefer to provide all of the required notices and disclosures to you by the same method and to the same address that you have given us. Thus, you can receive all the disclosures and notices electronically or in paper format through the paper mail delivery system. If you do not agree with this process, please let us know as described below. Please also see the paragraph immediately above that describes the consequences of your electing not to receive delivery of the notices and disclosures electronically from us.

### **How to contact City of Houston - Information Technology:**

You may contact us to let us know of your changes as to how we may contact you electronically, to request paper copies of certain information from us, and to withdraw your prior consent to receive notices and disclosures electronically as follows:

#### **To advise City of Houston - Information Technology of your new email address**

To let us know of a change in your email address where we should send notices and disclosures electronically to you, you must send an email message to us at [it@cityofhouston.net](mailto:it@cityofhouston.net) and in the body of such request you must state: your previous email address, your new email address. We do not require any other information from you to change your email address.

If you created a DocuSign account, you may update it with your new email address through your account preferences.

#### **To request paper copies from City of Houston - Information Technology**

To request delivery from us of paper copies of the notices and disclosures previously provided by us to you electronically, you must send us an email to [it@cityofhouston.net](mailto:it@cityofhouston.net) and in the body of such request you must state your email address, full name, mailing address, and telephone number. We will bill you for any fees at that time, if any.

#### **To withdraw your consent with City of Houston - Information Technology**

To inform us that you no longer wish to receive future notices and disclosures in electronic format you may:

- i. decline to sign a document from within your signing session, and on the subsequent page, select the check-box indicating you wish to withdraw your consent, or you may;

ii. send us an email to [docusign@houstontx.gov](mailto:docusign@houstontx.gov) and in the body of such request you must state your email, full name, mailing address, and telephone number. We do not need any other information from you to withdraw consent.. The consequences of your withdrawing consent for online documents will be that transactions may take a longer time to process..

### **Required hardware and software**

The minimum system requirements for using the DocuSign system may change over time. The current system requirements are found here: <https://support.docusign.com/guides/signer-guide-signing-system-requirements>.

### **Acknowledging your access and consent to receive and sign documents electronically**

To confirm to us that you can access this information electronically, which will be similar to other electronic notices and disclosures that we will provide to you, please confirm that you have read this ERSD, and (i) that you are able to print on paper or electronically save this ERSD for your future reference and access; or (ii) that you are able to email this ERSD to an email address where you will be able to print on paper or save it for your future reference and access. Further, if you consent to receiving notices and disclosures exclusively in electronic format as described herein, then select the check-box next to ‘I agree to use electronic records and signatures’ before clicking ‘CONTINUE’ within the DocuSign system.

By selecting the check-box next to ‘I agree to use electronic records and signatures’, you confirm that:

- You can access and read this Electronic Record and Signature Disclosure; and
- You can print on paper this Electronic Record and Signature Disclosure, or save or send this Electronic Record and Disclosure to a location where you can print it, for future reference and access; and
- Until or unless you notify City of Houston - Information Technology as described above, you consent to receive exclusively through electronic means all notices, disclosures, authorizations, acknowledgements, and other documents that are required to be provided or made available to you by City of Houston - Information Technology during the course of your relationship with City of Houston - Information Technology.



## CITY OF HOUSTON - CITY COUNCIL

Meeting Date: 10/8/2024

Item Creation Date: 10/2/2024

MYR ~ 2024 Houston FIRST Corp. CM's Appt. ltr. 10-2-2024

Agenda Item#: 2.

### **Summary:**

REQUEST from Mayor for confirmation of the appointment of the following individuals as Non-Voting Advisory Members to the **HOUSTON FIRST CORPORATION BOARD OF DIRECTORS:**

**TWILA CARTER**, Council Member At-Large 3

**JOAQUIN MARTINEZ**, Council Member District I

### **Background:**

October 2024

The Honorable City Council  
City of Houston

Dear Council Members:

Pursuant to Article VI of the Amended and Restated Certificate of Formation of Houston First Corporation approved by Ordinance No. 2014-757 and filed with the Texas Secretary of State on August 15, 2014, I hereby nominate for appointment Council Member Twila Carter and Council Member Joaquin Martinez as a non-voting advisory member to the Houston First Corporation Board of Directors, subject to Council confirmation.

The résumés of the nominees are attached for your review.

Sincerely,

John Whitmire  
Mayor

### **ATTACHMENTS:**

**Description**

**Type**



## CITY OF HOUSTON - CITY COUNCIL

Meeting Date: 10/8/2024

District B

Item Creation Date: 9/3/2024

HAS – Accept Work – Construction Management at Risk (CMAR) Contract with Manhattan Construction Company for Terminal D Renovations at IAH; Project No. 500N

Agenda Item#: 3.

### **Summary:**

RECOMMENDATION from Director Houston Airport System for approval of final contract amount of \$50,114,661.80 and acceptance of work on contract with **MANHATTAN CONSTRUCTION COMPANY** for the Terminal D Renovations Project at George Bush Intercontinental Airport/Houston (IAH) (Project No. 500N) - 1.29% under the original contract amount - **DISTRICT B - JACKSON**

### **Background:**

#### **RECOMMENDATION:**

Pass a motion to approve the final contract amount of \$50,114,661.80, or 1.29% under the original contract amount of \$50,770,530.00, to accept the work, and to authorize the final payment.

#### **SPECIFIC EXPLANATION:**

Manhattan Construction Company has completed all the work required under the contract in the amount of \$50,114,661.80 for the Terminal D Renovations Project at George Bush Intercontinental Airport/Houston (IAH) (Project No. 500N). The final contract amount includes 174 Change Orders with a net value of -\$655,868.20.

During construction, the project was managed and inspected by Houston Airport System (HAS) personnel.

It is now requested that City Council pass a motion to approve the final contract amount of \$50,114,661.80, or 1.29% under the original contract amount of \$50,770,530.00, to accept the work, and to authorize the final payment.

#### **MWSBE Participation:**

The advertised and approved MWSBE contract goals for this project were 15% MBE, 1% WBE, and 17% SBE. According to the Office of Business Opportunity, the actual participation achieved on this project was 10.49% MBE, 0.41% WBE, and 9.04% SBE. The MWSBE performance on this project was rated Satisfactory due to Good Faith Efforts for the following reason: The prime made good faith efforts to meet the MWSBE goals and utilize all goal credit contractors to the extent possible. For the reason listed, the MWSBE performance meets the good faith efforts requirements mandated by the City's MWSBE Program.

#### **Director's Signature:**

---

Jim Szczesniak  
Houston Airport System

**Prior Council Action:**

12/09/2009 (O) 2009-1273  
12/21/2011 (O) 2011-1189  
10/10/2012 (O) 2012-0899  
08/28/2013 (O) 2013-0776  
07/16/2014 (O) 2014-0708  
08/20/2014 (O) 2014-0791  
12/17/2014 (O) 2014-1180  
05/25/2016 (O) 2016-0409  
12/16/2016 (O) 2016-0991

**Contact Information:**

Todd Curry (281) 233-1896  
Gary High (281) 233-1987

**ATTACHMENTS:**

**Description**

Coversheet

**Type**

Signed Cover sheet



**CITY OF HOUSTON - CITY COUNCIL**

Meeting Date:

District B

Item Creation Date: 9/3/2024

HAS – Accept Work – Construction Management at Risk (CMAR) Contract with Manhattan Construction Company for Terminal D Renovations at IAH; Project No. 500N

Agenda Item#:

**Background:**

**RECOMMENDATION:**

Pass a motion to approve the final contract amount of \$50,114,661.80, or 1.29% under the original contract amount of \$50,770,530.00, to accept the work, and to authorize the final payment.

**SPECIFIC EXPLANATION:**

Manhattan Construction Company has completed all the work required under the contract in the amount of \$50,114,661.80 for the Terminal D Renovations Project at George Bush Intercontinental Airport/Houston (IAH) (Project No. 500N). The final contract amount includes 174 Change Orders with a net value of -\$655,868.20.

During construction, the project was managed and inspected by Houston Airport System (HAS) personnel.

It is now requested that City Council pass a motion to approve the final contract amount of \$50,114,661.80, or 1.29% under the original contract amount of \$50,770,530.00, to accept the work, and to authorize the final payment.

**MWSBE Participation:**

The advertised and approved MWSBE contract goals for this project were 15% MBE, 1% WBE, and 17% SBE. According to the Office of Business Opportunity, the actual participation achieved on this project was 10.49% MBE, 0.41% WBE, and 9.04% SBE. The MWSBE performance on this project was rated Satisfactory due to Good Faith Efforts for the following reason: The prime made good faith efforts to meet the MWSBE goals and utilize all goal credit contractors to the extent possible. For the reason listed, the MWSBE performance meets the good faith efforts requirements mandated by the City's MWSBE Program.

**Director's Signature:**

ds  
GH

DocuSigned by:

*Jim Szycesniak*

Jim Szycesniak  
Houston Airport System

**Prior Council Action:**

- 12/09/2009 (O) 2009-1273
- 12/21/2011 (O) 2011-1189
- 10/10/2012 (O) 2012-0899
- 08/28/2013 (O) 2013-0776
- 07/16/2014 (O) 2014-0708
- 08/20/2014 (O) 2014-0791
- 12/17/2014 (O) 2014-1180
- 05/25/2016 (O) 2016-0409
- 12/16/2016 (O) 2016-0991

**Contact Information:**

Todd Curry (281) 233-1896  
Gary High (281) 233-1987



## CITY OF HOUSTON - CITY COUNCIL

Meeting Date: 10/8/2024

District B, District C, District H, District I, District K

Item Creation Date: 8/22/2024

HPW – 20SWO174 Accept Work / Grava, LLC

Agenda Item#: 4.

### **Summary:**

RECOMMENDATION from Director Houston Public Works for approval of final contract amount of \$3,946,837.33 and acceptance of work on contract with **GRAVA LLC** for FY2022 Street & Drainage Rehabilitation Contract #2 - 1.33% under the original contract amount - **DISTRICTS B - JACKSON; C - KAMIN; H - CASTILLO; I - MARTINEZ and K - CASTEX-TATUM**

### **Background:**

**SUBJECT:** Accept Work for FY2022 Street & Drainage Rehabilitation Contract #2.

**RECOMMENDATION: (SUMMARY)** Pass a motion to approve the final Contract Amount of \$3,946,837.33 or 1.33% under the original Contract Amount, accept the Work and authorize final payment.

**PROJECT NOTICE/JUSTIFICATION:** This project was part of the Transportation and Drainage Operations Program and provided work authorization on a location-by-location as-needed basis, to preserve, repair, rehabilitate, or reconstruct the stormwater drainage asset along with street rehabilitation to such a condition that it may be effectively used for its designated functional purpose.

**DESCRIPTION/SCOPE:** This project provided construction services to resolve localized stormwater drainage problems and rehabilitated the street to further improve the drainage. The project was allotted 730 calendar days for construction. The project was awarded to Grava, LLC with an original Contract Amount of \$4,000,000.00.

### **LOCATION:**

| WORK AUTHORIZATION NO. | LOCATION                           | COUNCIL DISTRICT |
|------------------------|------------------------------------|------------------|
| 1                      | West 11th Street                   | C                |
| 2                      | 5802 Creekbend & 5802 Cheena Drive | C, K             |
| 3                      | 5005 Little York Road              | B                |
| 4                      | 711 Milby Street                   | H, I             |

**CONTRACT COMPLETION AND COST:** The Contractor, Grava, LLC, has completed the work under the subject Contract. The project was completed within the original Contract time. The final cost of the project, including overrun and underrun of estimated unit price quantities is \$3,946,837.33 a



decrease of \$53,162.67 or 1.33% under the original Contract Amount and under the 5% contingency amount. The decreased cost is a result of the difference between planned and measured quantities.

**M/WSBE PARTICIPATION:** The advertised M/WBE contract goals for this project were 13.00% MBE, and 7.00% WBE. The M/WSBE goals approved for this project were 9.00% MBE, 4.00 SBE, and 7.00% WBE. According to the Office of Business Opportunity, the actual participation achieved on this project was 17.30% MBE, 17.80% SBE, and 7.86% WBE. The MWSBE performance on this project was rated Outstanding for the following reasons: the MBE, SBE, and WBE goals were achieved and all goal credit subcontractors were used to fully capacity. For the reasons listed, the MWSBE performance meets the good faith efforts requirements mandated by the City's MWSBE Program.

\_\_\_\_\_  
Randall V. Macchi, Chief Operating Officer  
Houston Public Works

WBS No. N-321040-0055-4

**Prior Council Action:**

Ordinance No. 2022-0453, dated 06-08-2022

**Amount and Source of Funding:**

No additional funding required.

Total (original) appropriation of \$4,950,000.00 from Fund No. 4046 – Dedicated Drainage and Street Renewal Capital Fund- Ad Valorem Tax

**Contact Information:**

| Name   | Service Line                         | Contact No.  |
|--|--------------------------------------|--------------|
| Roberto Medina, Interim Chief of Staff                         | DO-HPW Government Relations          | 832.395.2456 |
| Maria Perez, HPW Agenda Coordinator                            | DO-HPW Government Relations          | 832.395.2282 |
| Johana E. Clark, P.E., PTOE, ENV SP, Senior Assistant Director | Transportation & Drainage Operations | 832.395.2274 |

**ATTACHMENTS:**

**Description**

Signed Coversheet

**Type**

Signed Cover sheet



**CITY OF HOUSTON - CITY COUNCIL**

Meeting Date:

District B, District C, District H, District I, District K

Item Creation Date: 8/22/2024

HPW – 20SWO174 Accept Work / Grava, LLC

Agenda Item#:

**Background:**

**SUBJECT:** Accept Work for FY2022 Street & Drainage Rehabilitation Contract #2.

**RECOMMENDATION: (SUMMARY)** Pass a motion to approve the final Contract Amount of \$3,946,837.33 or 1.33% under the original Contract Amount, accept the Work and authorize final payment.

**PROJECT NOTICE/JUSTIFICATION:** This project was part of the Transportation and Drainage Operations Program and provided work authorization on a location-by-location as-needed basis, to preserve, repair, rehabilitate, or reconstruct the stormwater drainage asset along with street rehabilitation to such a condition that it may be effectively used for its designated functional purpose.


**DESCRIPTION/SCOPE:** This project provided construction services to resolve localized stormwater drainage problems and rehabilitated the street to further improve the drainage. The project was allotted 730 calendar days for construction. The project was awarded to Grava, LLC with an original Contract Amount of \$4,000,000.00.

**LOCATION:**

| WORK AUTHORIZATION NO. | LOCATION                           | COUNCIL DISTRICT |
|------------------------|------------------------------------|------------------|
| 1                      | West 11th Street                   | C                |
| 2                      | 5802 Creekbend & 5802 Cheena Drive | C, K             |
| 3                      | 5005 Little York Road              | B                |
| 4                      | 711 Milby Street                   | H, I             |

**CONTRACT COMPLETION AND COST:** The Contractor, Grava, LLC, has completed the work under the subject Contract. The project was completed within the original Contract time. The final cost of the project, including overrun and underrun of estimated unit price quantities is \$3,946,837.33 a decrease of \$53,162.67 or 1.33% under the original Contract Amount and under the 5% contingency amount. The decreased cost is a result of the difference between planned and measured quantities.

**M/W/SBE PARTICIPATION:** The advertised M/WBE contract goals for this project were 13.00% MBE, and 7.00% WBE. The M/W/SBE goals approved for this project were 9.00% MBE, 4.00 SBE, and 7.00% WBE. According to the Office of Business Opportunity, the actual participation achieved on this project was 17.30% MBE, 17.80% SBE, and 7.86% WBE. The MWSBE performance on this project was rated Outstanding for the following reasons: the MBE, SBE, and WBE goals were achieved and all goal credit subcontractors were used to fully capacity. For the reasons listed, the MWSBE performance meets the good faith efforts requirements mandated by the City’s MWSBE Program.

DocuSigned by:  
  
 BE463EF0DF454EB...  
 9/27/2024  
 Randall V. Macchi, Chief Operating Officer  
 Houston Public Works

WBS No. N-321040-0055-4

**Prior Council Action:**

Ordinance No. 2022-0453, dated 06-08-2022

**Amount and Source of Funding:**

No additional funding required.

Total (original) appropriation of \$4,950,000.00 from Fund No. 4046 – Dedicated Drainage and Street Renewal Capital Fund-Ad Valorem Tax

**Contact Information:**

| <b>Name</b>  | <b>Service Line</b>                  | <b>Contact No.</b> |
|--|--------------------------------------|--------------------|
| Roberto Medina, Interim Chief of Staff                         | DO-HPW Government Relations          | 832.395.2456       |
| Maria Perez, HPW Agenda Coordinator                            | DO-HPW Government Relations          | 832.395.2282       |
| Johana E. Clark, P.E., PTOE, ENV SP, Senior Assistant Director | Transportation & Drainage Operations | 832.395.2274       |

**ATTACHMENTS:**

**Description**

Maps  
 OBO Documents  
 Prior Council Action  
 Ownership Information Form & Tax Report  
 Change Orders 1-8  
 Final Estimate

**Type**

Backup Material  
 Backup Material  
 Backup Material  
 Backup Material  
 Backup Material  
 Backup Material



## CITY OF HOUSTON - CITY COUNCIL

Meeting Date: 10/8/2024

District E

Item Creation Date: 9/5/2024

Doc1148564528 - Breathing Air Compressor (Allied Breathing Air, LLC) - MOTION

Agenda Item#: 5.

### **Summary:**

**ALLIED BREATHING AIR, LLC.** for Purchase of Breathing Air Compressor for Houston Fire Department - \$58,031.98 - Equipment Acquisition Consolidated Fund

### **Background:**

**Formal Bids Received September 5, 2024, for S87-Doc1148564528 - Approve an award to Allied Breathing Air, LLC. in an amount not to exceed \$58,031.98 to purchase a breathing air compressor for Houston Fire Department.**

### **Summary:**

Chief of the Houston Fire Department and the Chief Procurement Officer recommend that City Council approve an award to **Allied Breathing Air, LLC.** in an amount not to exceed \$58,031.98 for the purchase, removal and installation of one (1) breathing air compressor. This unit will allow first responders to refill their supplied air tanks at the fire station as to ensure the safety and health of personnel when responding to emergency situations throughout the Kingwood area.

The scope of work requires the contractor to remove the existing supplied breathing air refill compressor and all related equipment from Houston Fire Department Station 102 for disposition. Once the existing compressor is removed, a new replacement compressor must be delivered and fully installed in the place left vacant by the removed compressor. The afore mentioned work must be performed by certified compressor technicians knowledgeable in the required work it will take to properly install a fixed compressor and fill station.

This Invitation to Bid (ITB) was advertised in accordance with the State of Texas bid laws. Prior to issuing the solicitation, the Strategic Procurement Division (SPD) canvassed the City's registered vendor database, as well as the market, to identify potential bidders who could possibly provide the type of services needed. Several prospective bidders downloaded the solicitation document from SPD's ARIBA website, and as a result, three (3) responsive bids were received as outlined below:

### **Company Total**

**Allied Breathing Air LLC \$58,031.98**

Heat Safety Equipment \$59,292.41

Metro Fire Apparatus Specialist INC \$71,868.00

**MWBE Participation:**

This Procurement is exempt from the MWBE, subcontracting goal participation as the total project expenditure does not exceed the City's \$100,000.00 threshold.

**Hire Houston First:**

The proposed project requires compliance with the City's 'Hire Houston First' (HHF) ordinance that promotes economic opportunity for Houston businesses and supports job creation. In this case, Allied Breathing Air LLC. does not meet the requirements for HHF designation; no HHF firms were within five percent.

**Fiscal Note:**

No significant Fiscal Operating impact is anticipated as a result of this project.

---

**Jedidiah Greenfield**  
**Chief Procurement Officer**  
**Finance/Strategic Procurement Division**

---

**Department Approval Authority**

**Estimated Spending Authority**

| Department              | FY25        | Out Years | Total              |
|-------------------------|-------------|-----------|--------------------|
| Houston Fire Department | \$58,031.98 |           | <b>\$58,031.98</b> |
|                         |             |           |                    |

**Prior Council Action:**

Appropriated ORD. No.: 2024-0592, Approved by City Council on August 6, 2024

**Amount and Source of Funding:**

**\$58,031.98 -**

Equipment Acquisition Consolidated Fund

Fund: 1800 - **Previously appropriated by ORD. No.: 2024-0592**

**Contact Information:**

Lena Farris SPD 832-393-8729

Candice Gambrell SPD 832-393-9129

Jedediah Greenfield SPD 832-393-9126

**ATTACHMENTS:**

**Description**

SIGNED Coversheet

**Type**

Signed Cover sheet



**CITY OF HOUSTON - CITY COUNCIL**

Meeting Date: 10/8/2024

District E

Item Creation Date: 9/5/2024

Doc1148564528 - Breathing Air Compressor (Allied Breathing Air, LLC) - MOTION

Agenda Item#: 11.

**Background:**

**Formal Bids Received September 5, 2024, for S87-Doc1148564528 - Approve an award to Allied Breathing Air, LLC. in an amount not to exceed \$58,031.98 to purchase a breathing air compressor for Houston Fire Department.**

**Summary:**

Chief of the Houston Fire Department and the Chief Procurement Officer recommend that City Council approve an award to **Allied Breathing Air, LLC.** in an amount not to exceed \$58,031.98 for the purchase, removal and installation of one (1) breathing air compressor. This unit will allow first responders to refill their supplied air tanks at the fire station as to ensure the safety and health of personnel when responding to emergency situations throughout the Kingwood area.

The scope of work requires the contractor to remove the existing supplied breathing air refill compressor and all related equipment from Houston Fire Department Station 102 for disposition. Once the existing compressor is removed, a new replacement compressor must be delivered and fully installed in the place left vacant by the removed compressor. The afore mentioned work must be performed by certified compressor technicians knowledgeable in the required work it will take to properly install a fixed compressor and fill station.

This Invitation to Bid (ITB) was advertised in accordance with the State of Texas bid laws. Prior to issuing the solicitation, the Strategic Procurement Division (SPD) canvassed the City's registered vendor database, as well as the market, to identify potential bidders who could possibly provide the type of services needed. Several prospective bidders downloaded the solicitation document from SPD's ARIBA website, and as a result, three (3) responsive bids were received as outlined below:

**Company Total**

**Allied Breathing Air LLC \$58,031.98**

Heat Safety Equipment \$59,292.41

Metro Fire Apparatus Specialist INC \$71,868.00

**MWBE Participation:**

This Procurement is exempt from the MWBE, subcontracting goal participation as the total project expenditure does not exceed the City's \$100,000.00 threshold.

**Hire Houston First:**

The proposed project requires compliance with the City's 'Hire Houston First' (HHF) ordinance that promotes economic opportunity for Houston businesses and supports job creation. In this case, Allied Breathing Air LLC. does not meet the requirements for HHF designation; no HHF firms were within five percent.

**Fiscal Note:**

No significant Fiscal Operating impact is anticipated as a result of this project.

DocuSigned by:

*Candice Gambrell*

0EEA3CC0243B4F9...

9/30/2024

**Jedidiah Greenfield**  
**Chief Procurement Officer**  
**Finance/Strategic Procurement Division**

**Department Approval Authority**

FOR

**Estimated Spending Authority**

| Department              | FY25        | Out Years | Total              |
|-------------------------|-------------|-----------|--------------------|
| Houston Fire Department | \$58,031.98 |           | <b>\$58,031.98</b> |
|                         |             |           |                    |

**Prior Council Action:**

Appropriated ORD. No.: 2024-0592, Approved by City Council on August 6, 2024

**Amount and Source of Funding:**

**\$58,031.98 -**

Equipment Acquisition Consolidated Fund

Fund: 1800 - **Previously appropriated by ORD. No.: 2024-0592**

**Contact Information:**

Lena Farris SPD 832-393-8729

Candice Gambrell SPD 832-393-9129

Jedediah Greenfield SPD 832-393-9126

**ATTACHMENTS:**

**Description**

Doc1148564528 - Fiscal Form A  
Doc1148564528 - Ownership Forms  
Doc1148564528 - Tax Report  
Doc1148564528 - Official Delinquent Tax Report  
Doc1148564528 - Bid Tab  
Ordinance

**Type**

Financial Information  
Backup Material  
Backup Material  
Backup Material  
Backup Material  
Backup Material



## CITY OF HOUSTON - CITY COUNCIL

Meeting Date: 10/8/2024

District H

Item Creation Date: 9/18/2024

WS1255022330 - Polaris Electric Utility Carts (Polaris Sales, Inc.) - MOTION

Agenda Item#: 6.

### **Summary:**

**POLARIS SALES, INC** for Purchase of Electric Utility Carts through Sourcewell Cooperative Purchasing Program for the Fleet Management Department on behalf of Houston Public Works - \$78,534.56 - Enterprise Fund

### **Background:**

**P23-WS1255022330 - Approve a purchase in the total amount of \$78,534.56 for electric utility carts from Polaris Sales, Inc. through Sourcewell cooperative purchasing program for the Fleet Management Department on behalf of Houston Public Works.**

### **Specific Explanation:**

The Director of Fleet Management and the Chief Procurement Officer recommend that City Council approve a purchase in the total amount of **\$78,534.56** for the purchase of two (2) Polaris electric utility vehicles from **Polaris Sales, Inc.** through the Sourcewell cooperative purchasing program for the Fleet Management Department (FMD) on behalf of Houston Public Works (HPW).

These utility vehicles have been vetted by the FMD. They will be used by HPW to transport operators and small equipment around Water and Wastewater treatment plants, which will allow employees to perform maintenance throughout the plants and not have to use pickup trucks. These vehicles will replace older carts. These new units come with a one (1) year warranty.

This recommendation is made pursuant to subsection 271.102(c) of the Texas Local Government Code, which provides that "a local government that purchases goods or services from a cooperative purchasing program or organization satisfies any state law requiring the local government to seek competitive bids for the purchase of the goods or services."

### **MWBE Participation:**

This procurement is exempt from the City's MWBE subcontracting requirements as the total expenditure does not exceed the \$100,000.00 threshold.

### **Hire Houston First:**

This procurement is exempt from the City's Hire Houston First Ordinance because the department is utilizing an Interlocal or Cooperative Purchasing Agreement for this purchase.



**Fiscal Note:**

Funding for this item is included in the FY25 Adopted Budget. Therefore, no Fiscal Note is required as stated in the Financial Policies.

---

Jedediah Greenfield, Chief Procurement Officer  
Finance/Strategic Procurement Division

---

Department Approval Authority

| Estimated Spending Authority: |             |           |             |
|-------------------------------|-------------|-----------|-------------|
| Department                    | FY2025      | Out Years | Total       |
| Houston Public Works          | \$78,534.56 | 0         | \$78,534.56 |

**Amount and Source of Funding:**

\$78,534.56

Combined Utility System General Purpose Fund  
Fund: 8305

-

**Contact Information:**

|   |             |                |
|---|-------------|----------------|
| Erika Lawton, Division Manager                  | HPW/SPD     | (832) 395-2833 |
| Brian Blum, Assistant Director                  | HPW/PFW     | (832) 395-2717 |
| Carolyn Hanahan, Assistant Chief Policy Officer | Finance/SPD | (832) 393-9127 |
| Jedediah Greenfield, Chief Procurement Officer  | Finance/SPD | (832) 393-9126 |

**ATTACHMENTS:**

**Description**

Coversheet

**Type**

Signed Cover sheet



**CITY OF HOUSTON - CITY COUNCIL**

Meeting Date: 10/8/2024

District H

Item Creation Date: 9/18/2024

WS1255022330 - Polaris Electric Utility Carts (Polaris Sales, Inc.) - MOTION

Agenda Item#: 7.

**Background:**

**P23-WS1255022330 - Approve a purchase in the total amount of \$78,534.56 for electric utility carts from Polaris Sales, Inc. through Sourcewell cooperative purchasing program for the Fleet Management Department on behalf of Houston Public Works.**

**Specific Explanation:**

The Director of Fleet Management and the Chief Procurement Officer recommend that City Council approve a purchase in the total amount of **\$78,534.56** for the purchase of two (2) Polaris electric utility vehicles from **Polaris Sales, Inc.** through the Sourcewell cooperative purchasing program for the Fleet Management Department (FMD) on behalf of Houston Public Works (HPW).

These utility vehicles have been vetted by the FMD. They will be used by HPW to transport operators and small equipment around Water and Wastewater treatment plants, which will allow employees to perform maintenance throughout the plants and not have to use pickup trucks. These vehicles will replace older carts. These new units come with a one (1) year warranty.

This recommendation is made pursuant to subsection 271.102(c) of the Texas Local Government Code, which provides that "a local government that purchases goods or services from a cooperative purchasing program or organization satisfies any state law requiring the local government to seek competitive bids for the purchase of the goods or services."

**MWBE Participation:**

This procurement is exempt from the City's MWBE subcontracting requirements as the total expenditure does not exceed the \$100,000.00 threshold.

**Hire Houston First:**

This procurement is exempt from the City's Hire Houston First Ordinance because the department is utilizing an Interlocal or Cooperative Purchasing Agreement for this purchase.

**Fiscal Note:**

Funding for this item is included in the FY25 Adopted Budget. Therefore, no Fiscal Note is required as stated in the Financial Policies.

9/30/2024

for

DocuSigned by:  
*Candice Gambrell*

0EEA3CC0243B4F9...

Jedediah Greenfield, Chief Procurement Officer  
Finance/Strategic Procurement Division

DocuSigned by:  
*Gary Glasscock*

6CBC87A954AE4B1

Department Approval Authority

9/30/2024

| Estimated Spending Authority: |             |           |             |
|-------------------------------|-------------|-----------|-------------|
| Department                    | FY2025      | Out Years | Total       |
| Houston Public Works          | \$78,534.56 | 0         | \$78,534.56 |

**Amount and Source of Funding:**

\$78,534.56

Combined Utility System General Purpose Fund

Fund: 8305

-

**Contact Information:**

|   |                            |
|---|----------------------------|
| Erika Lawton, Division Manager                  | HPW/SPD (832) 395-2833     |
| Brian Blum, Assistant Director                  | HPW/PFW (832) 395-2717     |
| Carolyn Hanahan, Assistant Chief Policy Officer | Finance/SPD (832) 393-9127 |
| Jedediah Greenfield, Chief Procurement Officer  | Finance/SPD (832) 393-9126 |

**ATTACHMENTS:**

**Description**

Approved COOP Form  
Quote  
Certification of Funds  
Ownership Information Form  
Tax Report  
Conflict of Interest Form  
Funding Verification

**Type**

Backup Material  
Backup Material  
Financial Information  
Backup Material  
Backup Material  
Backup Material  
Financial Information



## CITY OF HOUSTON - CITY COUNCIL

Meeting Date: 10/8/2024

ALL

Item Creation Date: 9/25/2024

WS1290428288 - Mobile Generators (Waukesha-Pearce Industries, LLC; LJ Power, Inc.; Central Texas Equipment) -  
MOTION

Agenda Item#: 7.

### **Summary:**

**WAUKESHA-PEARCE INDUSTRIES, LLC, GENSERVE, LLC dba LJ POWER, INC, and CENTRAL TEXAS HEAVY EQUIPMENT CO. dba CENTRAL TEXAS EQUIPMENT** for Mobile Generators through the BuyBoard Cooperative Purchasing Agreement for the Fleet Management Department on behalf of Houston Public Works - \$1,958,496.00 - Enterprise Fund

### **Background:**

**(P23-WS1290428288) - Approve a purchase in the total amount of \$1,958,496.00 for mobile generators from (1) Waukesha-Pearce Industries, LLC, (2) GenServe, LLC dba LJ Power, Inc., and (3) Central Texas Heavy Equipment Co. dba Central Texas Equipment through the BuyBoard cooperative purchasing agreement for the Fleet Management Department on behalf of Houston Public Works.**

### **Specific Explanation:**

The Director of the Fleet Management Department and the Chief Procurement Officer recommend that City Council approve a purchase in the total amount of **\$1,958,496.00** for ten (10) mobile generators from **Waukesha-Pearce Industries, LLC, GenServe, LLC dba LJ Power, Inc., and Central Texas Heavy Equipment Co. dba Central Texas Equipment** through the BuyBoard cooperative purchasing agreement for the Fleet Management Department on behalf of Houston Public Works.

The Fleet Management Department has vetted and approved this equipment. Four (4) of these units will replace old units that will be salvaged. Six (6) of these are additional equipment for HPW, which will provide power during an emergency.

### **BuyBoard Contractors:**

- 1. Waukesha-Pearce Industries, LLC:** The purchase of two (2) 250kVA diesel mobile generators in the amount of **\$272,940.00**.
- 2. GenServe, LLC dba LJ Power, Inc.:** The purchase of two (2) 211KW, two (2) 286kw, and two (2) 550kw mobile generators in the amount of **\$1,128,640.00**.
- 3. Central Texas Heavy Equipment Co. dba Central Texas Equipment:** The purchase of two

(2) 570kVA towable mobile generators in the amount of **\$556,916.00**.

These mobile generators will support the demand for emergency power at the wastewater treatment facilities during citywide power outages.

This recommendation is made pursuant to subsection 271.102(c) of the Texas Local Government Code, which provides that “a local government that purchases goods or services from a cooperative purchasing program or organization satisfies any state law requiring the local government to seek competitive bids for the purchase of the goods or services.”

**MWBE Participation:**

Zero percentage goal document approved by the Office of Business Opportunity.

**Hire Houston First:**

This procurement is exempt from the City’s Hire Houston First Ordinance. Bids/proposals were not solicited because the department is utilizing an Interlocal/Cooperative Purchasing Agreement for this purchase.

**Fiscal Note:**

Funding for this item is included in the FY25 Adopted Budget. Therefore, no Fiscal Note is required as stated in the Financial Policies.

---

Jedediah Greenfield, Chief Procurement Officer  
Finance/Strategic Procurement Division

Department Approval Authority

**Estimated Spending Authority**

| Department           | FY2025         | Out Years | Total          |
|----------------------|----------------|-----------|----------------|
| Houston Public Works | \$1,958,496.00 | \$0       | \$1,958,496.00 |

**Amount and Source of Funding:**

\$1,958,496.00  
Combined Utility System General Purpose Fund  
Fund No.: 8305

**Contact Information:**

|   |                            |
|---|----------------------------|
| Erika Lawton, Division Manager                  | HPW/SPD (832) 395-2833     |
| Brian Blum, Assistant Director                  | HPW/PFW (832) 395-2717     |
| Carolyn Hanahan, Assistant Chief Policy Officer | Finance/SPD (832) 393-9127 |
| Jedediah Greenfield, Chief Procurement Officer  | Finance/SPD (832) 393-9126 |

**ATTACHMENTS:**

**Description**

Coversheet

**Type**

Signed Cover sheet



**CITY OF HOUSTON - CITY COUNCIL**

Meeting Date: 10/8/2024

ALL

Item Creation Date: 9/25/2024

WS1290428288 - Mobile Generators (Waukesha-Pearce Industries, LLC; LJ Power, Inc.; Central Texas Equipment) - MOTION

Agenda Item#: 12.

**Background:**

(P23-WS1290428288) - Approve a purchase in the total amount of \$1,958,496.00 for mobile generators from (1) Waukesha-Pearce Industries, LLC, (2) GenServe, LLC dba LJ Power, Inc., and (3) Central Texas Heavy Equipment Co. dba Central Texas Equipment through the BuyBoard cooperative purchasing agreement for the Fleet Management Department on behalf of Houston Public Works.

**Specific Explanation:**

The Director of the Fleet Management Department and the Chief Procurement Officer recommend that City Council approve a purchase in the total amount of \$1,958,496.00 for ten (10) mobile generators from **Waukesha-Pearce Industries, LLC, GenServe, LLC dba LJ Power, Inc., and Central Texas Heavy Equipment Co. dba Central Texas Equipment** through the BuyBoard cooperative purchasing agreement for the Fleet Management Department on behalf of Houston Public Works.

The Fleet Management Department has vetted and approved this equipment. Four (4) of these units will replace old units that will be salvaged. Six (6) of these are additional equipment for HPW, which will provide power during an emergency.

**BuyBoard Contractors:**

- 1. **Waukesha-Pearce Industries, LLC:** The purchase of two (2) 250kVA diesel mobile generators in the amount of **\$272,940.00**.
- 2. **GenServe, LLC dba LJ Power, Inc.:** The purchase of two (2) 211KW, two (2) 286kw, and two (2) 550kw mobile generators in the amount of **\$1,128,640.00**.
- 3. **Central Texas Heavy Equipment Co. dba Central Texas Equipment:** The purchase of two (2) 570kVA towable mobile generators in the amount of **\$556,916.00**.

These mobile generators will support the demand for emergency power at the wastewater treatment facilities during citywide power outages.

This recommendation is made pursuant to subsection 271.102(c) of the Texas Local Government Code, which provides that “a local government that purchases goods or services from a cooperative purchasing program or organization satisfies any state law requiring the local government to seek competitive bids for the purchase of the goods or services.”

**MWBE Participation:**

Zero percentage goal document approved by the Office of Business Opportunity.

**Hire Houston First:**

This procurement is exempt from the City’s Hire Houston First Ordinance. Bids/proposals were not solicited because the department is utilizing an Interlocal/Cooperative Purchasing Agreement for this purchase.

**Fiscal Note:**

Funding for this item is included in the FY25 Adopted Budget. Therefore, no Fiscal Note is required as stated in the Financial Policies.

9/30/2024

*Candice Gambrell*

0EEA3CC0243B4F9...

*Gary Classcock*

6CBC87A954AE4B1...

For Jedediah Greenfield, Chief Procurement Officer  
Finance/Strategic Procurement Division

Department Approval Authority

9/30/2024

**Estimated Spending Authority**

| Department           | FY2025         | Out Years | Total          |
|----------------------|----------------|-----------|----------------|
| Houston Public Works | \$1,958,496.00 | \$0       | \$1,958,496.00 |

**Amount and Source of Funding:**

\$1,958,496.00  
Combined Utility System General Purpose Fund  
Fund No.: 8305

**Contact Information:**

|   |             |                |
|---|-------------|----------------|
| Erika Lawton, Division Manager                  | HPW/SPD     | (832) 395-2833 |
| Brian Blum, Assistant Director                  | HPW/PFW     | (832) 395-2717 |
| Carolyn Hanahan, Assistant Chief Policy Officer | Finance/SPD | (832) 393-9127 |
| Jedediah Greenfield, Chief Procurement Officer  | Finance/SPD | (832) 393-9126 |

**ATTACHMENTS:**

| <b>Description</b>                                   | <b>Type</b>           |
|--|-----------------------|
| Approved COOP Form - Waukesha-Pearce                 | Backup Material       |
| Approved COOP Form - GenServe                        | Backup Material       |
| Approved COOP Form - Central Texas Equipment         | Backup Material       |
| Quote -Waukesha-Pearce                               | Backup Material       |
| Quote - GenServe                                     | Backup Material       |
| Quote - Central Texas Equipment                      | Backup Material       |
| Ownership Information Form - Waukesha-Pearce         | Backup Material       |
| Ownership Information Form - GenServe                | Backup Material       |
| Ownership Information Form - Central Texas Equipment | Backup Material       |
| Tax Report - Waukesha-Pearce                         | Backup Material       |
| Tax Report - GenServe                                | Backup Material       |
| Tax Report - Central Texas Equipment                 | Backup Material       |
| Conflict of Interest Form - Waukesha-Pearce          | Backup Material       |
| Conflict of Interest - GenServe                      | Backup Material       |
| Conflict of Interest - Central Texas Equipment       | Backup Material       |
| Approved OBO Goal Waiver                             | Backup Material       |
| Certification of Funds                               | Financial Information |
| Funding Verification                                 | Financial Information |



## CITY OF HOUSTON - CITY COUNCIL

Meeting Date: 10/8/2024

ALL

Item Creation Date: 9/26/2024

WS1287886941 - Heavy Duty Trucks (Rush Truck Centers of Texas, LP, and Caldwell Country Chevrolet) - MOTION

Agenda Item#: 8.

### **Summary:**

**RUSH TRUCK CENTERS OF TEXAS, LP** for Purchase of Heavy-Duty Trucks through the Houston-Galveston Area Council Cooperative Purchasing Program and **CALDWELL COUNTRY CHEVROLET** through the BuyBoard Cooperative Purchasing Agreement for the Fleet Management Department on behalf of Houston Public Works - \$2,368,628.00 - Enterprise and Other Funds

### **Background:**

**(P23-WS1287886941) - Approve a purchase in the total amount of \$2,368,628.00 for heavy-duty trucks from Rush Truck Centers of Texas, LP, through the Houston-Galveston Area Council (H-GAC) Cooperative Purchasing Program and Caldwell Country Chevrolet through the BuyBoard Cooperative Purchasing Agreement for the Fleet Management Department on behalf of Houston Public Works.**

### **Specific Explanation:**

The Director of the Fleet Management Department (FMD) and the Chief Procurement Officer recommend that City Council approve a purchase in the total amount of **\$2,368,628.00** for ten (10) heavy-duty trucks from **Rush Truck Centers of Texas, LP**, through the Houston-Galveston Area Council (H-GAC) Cooperative Purchasing Program and **Caldwell Country Chevrolet** through the BuyBoard Cooperative Purchasing Program for FMD on behalf of Houston Public Works (HPW).

The Fleet Management Department has vetted and approved these vehicles. They will replace older vehicles within HPW, which inspectors and crews will use to get to and from job sites and for field operations.

### **HGAC Contractor:**

**Rush Truck Centers of Texas, LP:** For the purchase of seven (7) 20-yard dump trucks in the total amount of **\$1,809,418.00**. These vehicles will be used to transport materials and personnel to jobsites for street resurfacing, concrete repair and roadside ditch maintenance.

### **BuyBoard Contractor:**

**Caldwell Country Chevrolet:** For the purchase of three (3) sewer jet trucks in the total amount of **\$559,210.00**. These vehicles will be used to maintain sewer lines and the sewer system, which will



mitigate problems in the collection systems, such as overflows in the Kingwood area.

These heavy-duty trucks come with full warranties of three years or 36,000 miles. The life expectancy of these vehicles is seven (7) years and/or 100,000 miles. These vehicles will replace existing vehicles that have reached their life expectancy and will be sent to auction for disposal.

This recommendation is made pursuant to subsection 271.102(c) of the Texas Local Government Code, which provides that “a local government that purchases goods or services from a cooperative purchasing program or organization satisfies any state law requiring the local government to seek competitive bids for the purchase of the goods or services.”

**MWBE Participation:**

Zero percentage goal-document approved by the Office of Business Opportunity.

**Hire Houston First:**

This procurement is exempt from the City’s Hire Houston First Ordinance. Bids/proposals were not solicited because the department is utilizing an Interlocal/Cooperative Purchasing Agreement for this purchase.

**Fiscal Note:**

Funding for this item is included in the FY2025 Adopted Budget. Therefore, no Fiscal Note is required as stated in the Financial Policies.

---

Jedediah Greenfield, Chief Procurement Officer  
Finance/Strategic Procurement Division

---

Department Approval Authority

**Estimated Spending Authority**

| <b>Department</b>    | <b>FY2025</b>  | <b>Out Years</b> | <b>Total</b>   |
|----------------------|----------------|------------------|----------------|
| Houston Public Works | \$2,368,628.00 | \$0              | \$2,368,628.00 |

**Amount and Source of Funding:**

\$1,034,596.00 Storm Water Fund (2302)

\$ 774,822.00 Dedicated Drainage & Street Renewal Fund – Ad Valorem Tax (2311)

\$ 559,210.00 Combined Utility System General Purpose Fund (8305)

\$2,368,628.00

**Contact Information:**

|   |             |                |
|---|-------------|----------------|
| Erika Lawton, Division Manager                  | HPW/SPD     | (832) 395-2833 |
| Brian Blum, Assistant Director                  | HPW/PFW     | (832) 395-2717 |
| Carolyn Hanahan, Assistant Chief Policy Officer | Finance/SPD | (832) 393-9127 |
| Jedediah Greenfield, Chief Procurement Officer  | Finance/SPD | (832) 393-9126 |

**ATTACHMENTS:**

**Description**

SIGNED Coversheet

**Type**

Signed Cover sheet



**CITY OF HOUSTON - CITY COUNCIL**

Meeting Date: 10/8/2024

ALL

Item Creation Date: 9/26/2024

WS1287886941 - Heavy Duty Trucks (Rush Truck Centers of Texas, LP, and Caldwell Country Chevrolet) - MOTION

Agenda Item#: 13.

**Background:**

**(P23-WS1287886941) - Approve a purchase in the total amount of \$2,368,628.00 for heavy-duty trucks from Rush Truck Centers of Texas, LP, through the Houston-Galveston Area Council (H-GAC) Cooperative Purchasing Program and Caldwell Country Chevrolet through the BuyBoard Cooperative Purchasing Agreement for the Fleet Management Department on behalf of Houston Public Works.**

**Specific Explanation:**

The Director of the Fleet Management Department (FMD) and the Chief Procurement Officer recommend that City Council approve a purchase in the total amount of **\$2,368,628.00** for ten (10) heavy-duty trucks from **Rush Truck Centers of Texas, LP**, through the Houston-Galveston Area Council (H-GAC) Cooperative Purchasing Program and **Caldwell Country Chevrolet** through the BuyBoard Cooperative Purchasing Program for FMD on behalf of Houston Public Works (HPW).

The Fleet Management Department has vetted and approved these vehicles. They will replace older vehicles within HPW, which inspectors and crews will use to get to and from job sites and for field operations.

**HGAC Contractor:**

**Rush Truck Centers of Texas, LP:** For the purchase of seven (7) 20-yard dump trucks in the total amount of **\$1,809,418.00**. These vehicles will be used to transport materials and personnel to jobsites for street resurfacing, concrete repair and roadside ditch maintenance.

**BuyBoard Contractor:**

**Caldwell Country Chevrolet:** For the purchase of three (3) sewer jet trucks in the total amount of **\$559,210.00**. These vehicles will be used to maintain sewer lines and the sewer system, which will mitigate problems in the collection systems, such as overflows in the Kingwood area.

These heavy-duty trucks come with full warranties of three years or 36,000 miles. The life expectancy of these vehicles is seven (7) years and/or 100,000 miles. These vehicles will replace existing vehicles that have reached their life expectancy and will be sent to auction for disposal.

This recommendation is made pursuant to subsection 271.102(c) of the Texas Local Government Code, which provides that "a local government that purchases goods or services from a cooperative purchasing program or organization satisfies any state law requiring the local government to seek competitive bids for the purchase of the goods or services."

**MWBE Participation:**

Zero percentage goal-document approved by the Office of Business Opportunity.

**Hire Houston First:**

This procurement is exempt from the City's Hire Houston First Ordinance. Bids/proposals were not solicited because the department is utilizing an Interlocal/Cooperative Purchasing Agreement for this purchase.

**Fiscal Note:**

Funding for this item is included in the FY2025 Adopted Budget. Therefore, no Fiscal Note is required as stated in the Financial Policies.

9/30/2024

*Candice Gambrell*

0EEA3CC0243B4F9...

FOR

Jedediah Greenfield, Chief Procurement Officer  
Finance/Strategic Procurement Division

Department Approval Authority

**Estimated Spending Authority**

| Department           | FY2025         | Out Years | Total          |
|----------------------|----------------|-----------|----------------|
| Houston Public Works | \$2,368,628.00 | \$0       | \$2,368,628.00 |

**Amount and Source of Funding:**

\$1,034,596.00 Storm Water Fund (2302)

\$ 774,822.00 Dedicated Drainage & Street Renewal Fund – Ad Valorem Tax (2311)

~~\$ 559,210.00~~ Combined Utility System General Purpose Fund (8305)

\$2,368,628.00

**Contact Information:**

|   |             |                |
|---|-------------|----------------|
| Erika Lawton, Division Manager                  | HPW/SPD     | (832) 395-2833 |
| Brian Blum, Assistant Director                  | HPW/PFW     | (832) 395-2717 |
| Carolyn Hanahan, Assistant Chief Policy Officer | Finance/SPD | (832) 393-9127 |
| Jedediah Greenfield, Chief Procurement Officer  | Finance/SPD | (832) 393-9126 |

**ATTACHMENTS:**

| <b>Description</b>                                      | <b>Type</b>        |
|---|--------------------|
| Approved COOP Form - Rush Truck Center                  | Backup Material    |
| Approved COOP Form - Caldwell Country Chevrolet         | Backup Material    |
| Quote - Rush Truck Center                               | Backup Material    |
| Quote - Caldwell Country Chevrolet                      | Backup Material    |
| Ownership Information Form - Rush Truck Center          | Backup Material    |
| Ownership Information Form - Caldwell Country Chevrolet | Backup Material    |
| Tax Report - Rush Truck Center                          | Backup Material    |
| Tax Report - Caldwell Country Chevrolet                 | Backup Material    |
| Conflict of Interest Form - Rush Truck Center           | Backup Material    |
| Conflict of Interest Form - Caldwell Country Chevrolet  | Backup Material    |
| Approved MWBE Goal Waiver                               | Backup Material    |
| Certification of Funds                                  | Backup Material    |
| certification of Funds                                  | Signed Cover sheet |
| certification of Funds                                  | Signed Cover sheet |



## CITY OF HOUSTON - CITY COUNCIL

Meeting Date: 10/8/2024

ALL

Item Creation Date: 9/26/2024

COPY 4 10/09/24 Mtg - WS1113874188.A1- Enterprise  
Assessment (Ernst & Young) - MOTION

Agenda Item#: 9.

### **Summary:**

**AMEND MOTION #2024-0404, 5/22/2024, TO INCREASE** the spending authority from \$580,000.00 to \$1,350,000.00 and to expand the scope of work for City-wide Enterprise Assessment Consulting Services with **ERNST & YOUNG** through a Cooperative Contract with Omnia Partners for the Mayor's Office and Finance Department - \$770,000.00 - General and Enterprise Funds

### **Background:**

**WS1113874188.A1 – Amend Council Motion No. 2024-0404, passed on May 22, 2024, to increase the spending authority from \$580,000.00 to \$1,350,000.00 to expand the scope of work to include spend analysis for all TIRZs and forensic accounting services for select TIRZs as deemed appropriate with Ernst & Young through a Cooperative Contract with Omnia Partners for the Mayor's Office and Finance Department.**

### **Specific Explanation:**

The Chief Procurement Officer recommends that City Council Amend Council Motion No. 2024-0404, passed on May 22, 2024, to increase the spending authority from **\$580,000.00 to \$1,350,000.00** to expand the scope of work to include spend analysis for all TIRZs and forensic accounting services for select TIRZs as deemed appropriate for the Mayor's Office and Finance Department, for a term through **December 22, 2024** with the Omnia Partners consultant **Ernst & Young**.

The purchase order addendum requires the consultant to provide all labor and materials to conduct spend analysis for all City TIRZs and forensic accounting services for select TIRZs. The assessment will provide actionable insights into critical areas of the organization that will assist the City's new Administration in strategic decision-making and create a roadmap to mitigate risks and improve the City's overall operational efficiency, effectiveness, and service delivery.

The City will seek reimbursement from the TIRZs for all work performed.

This recommendation is made pursuant to subsection 271.102(c) of the Texas Local Government Code, which provides that "a local government that purchases goods or services from a cooperative purchasing program or organization satisfies any state law requiring the local government to seek competitive bids for the purchase of the goods or services.

**M/WBE Subcontracting:**

A zero-percent goal document was approved by the Office of Business Opportunity for this Agreement.

**Hire Houston First:**

This procurement is exempt from the City's Hire Houston First Ordinance. Bids/proposals were not solicited because the department is utilizing an Interlocal/Cooperative Purchasing Agreement for this purchase.

**Fiscal Note:**

Funding for this item is included in the FY25 Adopted Budget. Therefore, no Fiscal Note is required as stated in the Financial Policies.

-  
-

---

Jedediah Greenfield  
Chief Procurement Officer  
Finance/Strategic Procurement Division

-  
-

| Estimated Spending Authority |              |           |              |
|------------------------------|--------------|-----------|--------------|
| Departments                  | FY2025       | Out-Years | Total        |
| Mayor's Office               | \$770,000.00 | \$0.00    | \$770,000.00 |

**Prior Council Action:**

Motion No. 2024-0404, Passed May 22, 2024

**Amount and Source of Funding:**

\$150,000.00 - General Fund (1000)

\$620,000.00 - Dedicated Drainage and Street Renewal - Ad Valorem (2311)

\$770,000.00 - Total

**Contact Information:**

Jedediah Greenfield, Chief Procurement Officer – (832) 393-9126

**ATTACHMENTS:**

| Description | Type |
|-------------|------|
|-------------|------|



## CITY OF HOUSTON - CITY COUNCIL

Meeting Date: 10/8/2024

ALL

Item Creation Date:

Doc1208114782 - Fire Rescue Truck (Metro Fire Apparatus Specialists Inc) - MOTION

Agenda Item#: 10.

### **Summary:**

**METRO FIRE APPARATUS SPECIALIST, INC** for Purchase of Fire Rescue Truck for Public Safety and Homeland Security on behalf of the Houston Fire Department - \$1,446,998.00 - Grant Fund

### **Background:**

**Formal Bids received September 5, 2024, for S80–Doc1208114782 – Approve an award to Metro Fire Apparatus Specialist, Inc. in the amount not to exceed \$1,446,998.00 for the purchase of a fire rescue truck for Public Safety and Homeland Security of behalf of the Houston Fire Department.**

### **Specific Explanation:**

The Director of Public Safety and Homeland Security and the Chief Procurement Officer recommend that City Council approve an award to **Metro Fire Apparatus Specialist, Inc.** on its bid meeting specifications in the amount not to exceed **\$1,446,998.00** for the purchase of one (1) fire rescue truck for the Houston Fire Department. This vehicle will be used by the Technical Rescue Team who specialize in structural collapse, confined space rescue, trench collapse rescue, vehicle extrication and machinery disentanglement, rope rescue and rapid intervention.

This project was advertised in accordance with the State of Texas bid laws. Prior to issuing the solicitation, the Strategic Procurement Division (SPD) canvassed the City's registered vendor database, as well as the market, to identify potential bidders who could possibly provide this type of vehicle. Several prospective bidders downloaded the solicitation document from the City's Ariba website, and as a result, one (1) responsive bid was received as outlined below.

### **Company Name    Amount**

**Metro Fire Apparatus Specialists Inc.    \$1,446,998.00**

### **MWBE Participation:**

M/WBE participation zero-percentage goal document approved by the Office of Business Opportunity.

### **Hire Houston First:**

Hire Houston First does not apply to this expenditure because it involves the use of federal funds

and is subject to specific procurement rules of the federal government.

**Fiscal Note:**

No fiscal note is required for grant items.

---

**Jedediah Greenfield, Chief Procurement Officer  
Finance/Strategic Procurement Division**

---

**Department Approval**

**Estimated Spending Authority**

| <u>Department</u>                   | <u>FY2025</u>  | <u>Out Years</u> | <u>Total</u>   |
|-------------------------------------|----------------|------------------|----------------|
| Public Safety and Homeland Security | \$1,446,998.00 | \$0.00           | \$1,446,998.00 |

**Amount and Source of Funding:**

\$1,085,248.50 -Federal Government Fund (5000)

\$ 361,749.50 - Grant Matching Fund (1021)

**\$1,446,998.00 - Total Funding**

**Contact Information:**

| <u>NAME:</u>                                   | <u>DEPARTMENT/DIVISION</u> | <u>PHONE NO</u> |
|--|----------------------------|-----------------|
| Lena Farris, Division Manager                  | FIN/SPD                    | (832) 393-8729  |
| Candice Gambrell, Assistant Director           | FIN/SPD                    | (832) 393-9145  |
| Jedediah Greenfield, Chief Procurement Officer | FIN/SPD                    | (832) 393-9126  |

**ATTACHMENTS:**

**Description**

Coversheet

**Type**

Signed Cover sheet



**CITY OF HOUSTON - CITY COUNCIL**

Meeting Date: 10/8/2024

ALL

Item Creation Date:

Doc1208114782 - Fire Rescue Truck (Metro Fire Apparatus Specialists Inc) - MOTION

Agenda Item#: 6.

**Background:**

Formal Bids received September 5, 2024, for S80-Doc1208114782 – Approve an award to Metro Fire Apparatus Specialist, Inc. in the amount not to exceed \$1,446,998.00 for the purchase of a fire rescue truck for Public Safety and Homeland Security of behalf of the Houston Fire Department.

**Specific Explanation:**

The Director of Public Safety and Homeland Security and the Chief Procurement Officer recommend that City Council approve an award to **Metro Fire Apparatus Specialist, Inc.** on its bid meeting specifications in the amount not to exceed **\$1,446,998.00** for the purchase of one (1) fire rescue truck for the Houston Fire Department. This vehicle will be used by the Technical Rescue Team who specialize in structural collapse, confined space rescue, trench collapse rescue, vehicle extrication and machinery disentanglement, rope rescue and rapid intervention.

This project was advertised in accordance with the State of Texas bid laws. Prior to issuing the solicitation, the Strategic Procurement Division (SPD) canvassed the City's registered vendor database, as well as the market, to identify potential bidders who could possibly provide this type of vehicle. Several prospective bidders downloaded the solicitation document from the City's Ariba website, and as a result, one (1) responsive bid was received as outlined below.

**Company Name Amount**

**Metro Fire Apparatus Specialists Inc. \$1,446,998.00**

**MWBE Participation:**

M/WBE participation zero-percentage goal document approved by the Office of Business Opportunity.

**Hire Houston First:**

Hire Houston First does not apply to this expenditure because it involves the use of federal funds and is subject to specific procurement rules of the federal government.

**Fiscal Note:**

No fiscal note is required for grant items.

9/30/2024

DocuSigned by:  
*Candice Gambrell*  
0EEA3CC0243B4F9...

Signed by:  
*Larry J Satterwhite*  
0532E370EDD44D8...

9/30/2024

For **Jedediah Greenfield, Chief Procurement Officer**  
**Finance/Strategic Procurement Division**

**Department Approval**

DS  
*kt*

**Estimated Spending Authority**

| Department                          | FY2025         | Out Years | Total          |
|-------------------------------------|----------------|-----------|----------------|
| Public Safety and Homeland Security | \$1,446,998.00 | \$0.00    | \$1,446,998.00 |

**Amount and Source of Funding:**

\$1,085,248.50 - Federal Local State Pass through Fund (5030)

\$ 361,749.50 - Grant Matching Fund (1021)

**\$1,446,998.00 - Total Funding**

**Contact Information:**

| NAME:  | DEPARTMENT/DIVISION | PHONE NO       |
|--|---------------------|----------------|
| Lena Farris, Division Manager                  | FIN/SPD             | (832) 393-8729 |
| Candice Gambrell, Assistant Director           | FIN/SPD             | (832) 393-9145 |
| Jedediah Greenfield, Chief Procurement Officer | FIN/SPD             | (832) 393-9126 |



**ATTACHMENTS:**

**Description**

Certification of Funds  
OBO Waiver  
Bid Tab  
Affidavit of Ownership  
Clear Tax Report  
Receipt for Taxes  
Verification of Grant Funding-BA

**Type**

Financial Information  
Backup Material  
Backup Material  
Backup Material  
Backup Material  
Backup Material  
Backup Material



## CITY OF HOUSTON - CITY COUNCIL

Meeting Date: 10/8/2024

Item Creation Date:

WS1275411473 - SAFE Boat Refurbishment (SAFE Boat International, LLC) --  
MOTION

Agenda Item#: 11.

### **Summary:**

**SAFE BOATS INTERNATIONAL, LLC.** sole source supplier of SAFE Boat Refurbishment Services for the Mayor's Office of Public Safety and Homeland Security, on behalf of the Houston Police Department - \$293,946.70 - Grant Fund

### **Background:**

**Sole Source (WS1275411473) - Approve the purchase of SAFE Boat refurbishment services from the sole source supplier SAFE Boats International, LLC. in the total amount of \$293,946.70 for the Mayor's Office of Public Safety and Homeland Security, on behalf of the Houston Police Department.**

### **Specific Explanation:**

The Director of the Mayor's Office of Public Safety and Homeland Security and the Chief Procurement Officer recommend that City Council approve the purchase of SAFE Boat refurbishment services for the Houston Police Department from sole source supplier, **SAFE Boat International, LLC.**, in the amount of **\$293,946.70**.

This purchase will cover the refurbishment of SAFE boat 42427, which has been in use by the Houston Police Port Patrol for over 10 years. During that time, the boat deteriorated and became outdated. This refurbishment will modernize the boat to current operating specs, increase the engine's horsepower, and include a recertification of the vessel's hull, which will come with a manufacturer warranty.

This recommendation is made pursuant to subsection 252.022(a)(7) of the Texas Local Government Code, which provides that "a procurement of items that are available from only one source..." is exempt from the competitive requirements for purchases.

### **M/WBE Participation:**

M/WBE Zero Percentage Goal document approved by the Office of Business Opportunity.

### **Hire Houston First:**

Hire Houston First does not apply to his expenditure because it involves the use of federal funds and is subject to specific procurement rules of the federal government.

### **Fiscal Note:**

No Fiscal Note is required on grant items.

---

**Jedediah Greenfield**  
Chief Procurement Officer

**Department Approval Authority**

### **Estimated Spending Authority**

| <b>Department</b>                                     | <b>FY2025</b> | <b>Out Years</b> | <b>Total</b> |
|---|---------------|------------------|--------------|
| Mayor's Office of Public Safety and Homeland Security | \$293,946.70  | \$0              | \$293,946.70 |

### **Amount and Source of Funding:**

\$220,460.03 – Federal Government (Fund No. 5000)

\$73,486.67 - Other Government (Fund No. 5040)

**\$293,946.70– Total**

**Contact Information:**

| <b>Name</b>   | <b>Dept/Division</b> | <b>Phone No.:</b> |
|---|----------------------|-------------------|
| <b>Kody Allred, Senior Staff Analyst</b>              | Finance/SPD          | (832) 393-8730    |
| <b>Yesenia Chuca, Deputy Assistant Director</b>       | Finance/SPD          | (832) 393-8727    |
| <b>Candice Gambrell, Assistant Director</b>           | Finance/SPD          | (832) 393-9129    |
| <b>Jedediah Greenfield, Chief Procurement Officer</b> | Finance/SPD          | (832) 393-9126    |

**ATTACHMENTS:****Description**

Coversheet

**Type**

Signed Cover sheet



**CITY OF HOUSTON - CITY COUNCIL**

Meeting Date: 10/8/2024

Item Creation Date:

WS1275411473 - SAFE Boat Refurbishment (SAFE Boat International, LLC) -- MOTION

Agenda Item#: 8.

**Background:**

**Sole Source (WS1275411473) - Approve the purchase of SAFE Boat refurbishment services from the sole source supplier SAFE Boats International, LLC. in the total amount of \$293,946.70 for the Mayor's Office of Public Safety and Homeland Security, on behalf of the Houston Police Department.**

**Specific Explanation:**

The Director of the Mayor's Office of Public Safety and Homeland Security and the Chief Procurement Officer recommend that City Council approve the purchase of SAFE Boat refurbishment services for the Houston Police Department from sole source supplier, **SAFE Boat International, LLC.**, in the amount of **\$293,946.70**.

This purchase will cover the refurbishment of SAFE boat 42427, which has been in use by the Houston Police Port Patrol for over 10 years. During that time, the boat deteriorated and became outdated. This refurbishment will modernize the boat to current operating specs, increase the engine's horsepower, and include a recertification of the vessel's hull, which will come with a manufacturer warranty.

This recommendation is made pursuant to subsection 252.022(a)(7) of the Texas Local Government Code, which provides that "a procurement of items that are available from only one source..." is exempt from the competitive requirements for purchases.

**M/WBE Participation:**

M/WBE Zero Percentage Goal document approved by the Office of Business Opportunity.

**Hire Houston First:**

Hire Houston First does not apply to his expenditure because it involves the use of federal funds and is subject to specific procurement rules of the federal government.

**Fiscal Note:**

No Fiscal Note is required on grant items.

9/30/2024

DocuSigned by:  
*Candice Gambrell*  
0EEA3CC0243B4F9...

Signed by:  
*Larry J Satterwhite*  
0532E370EDD44D8...

9/30/2024

For **Jedediah Greenfield**  
**Chief Procurement Officer**

**Department Approval Authority**

DS  
*kt*

**Estimated Spending Authority**

| Department  | FY2025       | Out Years | Total        |
|---|--------------|-----------|--------------|
| Mayor's Office of Public Safety and Homeland Security | \$293,946.70 | \$0       | \$293,946.70 |

**Amount and Source of Funding:**

\$220,460.03 – Federal Government (Fund No. 5000)

\$73,486.67 - Other Government (Fund No. 5040)

**\$293,946.70– Total**

**Contact Information:**

| Name  | Dept/Division | Phone No.:     |
|---|---------------|----------------|
| <b>Kody Allred, Senior Staff Analyst</b>              | Finance/SPD   | (832) 393-8730 |
| <b>Yesenia Chuca, Deputy Assistant Director</b>       | Finance/SPD   | (832) 393-8727 |
| <b>Candice Gambrell, Assistant Director</b>           | Finance/SPD   | (832) 393-9129 |
| <b>Jedediah Greenfield, Chief Procurement Officer</b> | Finance/SPD   | (832) 393-9126 |

SECRET

---

**ATTACHMENTS:**

| <b>Description</b>                 | <b>Type</b>           |
|------------------------------------|-----------------------|
| Justification Form                 | Backup Material       |
| MWBE Form                          | Backup Material       |
| Ownership Affidavit                | Backup Material       |
| Tax Status                         | Backup Material       |
| Quote                              | Backup Material       |
| Sole Source Verification Letter    | Backup Material       |
| Conflict of Interest Questionnaire | Backup Material       |
| Certification of Funds             | Financial Information |
| Form A                             | Financial Information |
| Verification of Grant Funding-BA   | Backup Material       |



## CITY OF HOUSTON - CITY COUNCIL

Meeting Date: 10/8/2024

ALL

Item Creation Date: 9/25/2024

WS1287531551 - THIRA Consulting and Assessment  
Services - MOTION

Agenda Item#: 12.

### **Summary:**

**THE CNA CORPORATION** for Purchase of Consulting and Assessment Services through the H-GAC Buy Cooperative for the Mayor's Office of Public Safety and Homeland Security - \$84,953.70 - Grant Fund

### **Background:**

**WS1287531551 – Approve the purchase of consulting and assessment services in the total amount of \$84,953.70 from The CNA Corporation through the H-GACBuy Cooperative for the Mayor's Office of Public Safety and Homeland Security.**

### **Specific Explanation:**

The Director of the Mayor's Office of Public Safety and Homeland Security and the Chief Procurement Officer recommend that City Council approve the purchase of consulting and assessment services in the total amount of **\$84,953.70**, through H-GACBuy Cooperative supplier, **The CNA Corporation**.

The Houston region completed its initial Threats and Hazard Identification and Risk Assessment (THIRA) submission in 2012 and has completed the annually required updates to the THIRA and Stakeholders Preparedness Report (SPR) in subsequent years as required by the Federal Emergency Management Agency (FEMA). The CNA Corporation has supported the region's THIRA and SPR efforts for many years, and they have built an extensive institutional knowledge of the region's processes. As the region continues its momentum in completing our annual assessment and reporting, below is a summary of the continued support needed to complete the process.

The CNA Corporation will update the region's THIRA and SPR for the 2024 assessment and reporting cycle. Activities that require support include but are not limited to the following:

- Completing the modeling and support for scenario updates
- Updating capability impacts, targets, and gaps based on scenario updates, demographic changes, stakeholder input, etc.
- Developing materials to facilitate update meetings and processes, including presentation materials, background information, etc., and providing support at the stakeholder meetings
- Tracking participant engagement for after-action reporting

- Gathering, consolidating, editing, and finalizing the stories of real-world use of grant-funded equipment
- Completing this year's Regional Stakeholder Report

This recommendation is made pursuant to subsection 271.102(c) of the Texas Local Government Code, which provides that "a local government that purchases goods or services from a cooperative purchasing program or organization satisfies any state law requiring the local government to seek competitive bids for the purchase of the goods or services."

**MWBE Participation:**

This procurement is exempt from the City's MWBE subcontracting as the total project expenditure does not exceed the \$100,000.00 City threshold.

**Hire Houston First:**

Hire Houston First does not apply to his expenditure because it involves the use of federal funds and is subject to specific procurement rules of the federal government.

**Fiscal Note:**

No Fiscal Note is required on grant items.

---

Jedediah Greenfield  
 Chief Procurement Officer  
 Finance/Strategic Procurement Division

---

Department Approval Authority

| <b><u>Estimated Spending Authority:</u></b>           |               |                  |                    |
|---|---------------|------------------|--------------------|
| <b>Department</b>                                     | <b>FY2025</b> | <b>Out Years</b> | <b>Total</b>       |
| Mayor's Office of Public Safety and Homeland Security | \$84,953.70   | \$0.00           | <b>\$84,953.70</b> |

**Amount and Source of Funding:**

**\$84,953.70** – Fed/Local/State Pass (Fund 5030)

**Contact Information:**

| <b><u>Name</u></b>                                    | <b><u>Dept/Division</u></b> | <b><u>Phone No.:</u></b> |
|---|-----------------------------|--------------------------|
| <b>Kody Allred, Senior Staff Analyst</b>              | Finance/SPD                 | (832) 393-8730           |
| <b>Yesenia Chuca, Deputy Assistant Director</b>       | Finance/SPD                 | (832) 393-8727           |
| <b>Candice Gambrell, Assistant Director</b>           | Finance/SPD                 | (832) 393-9129           |
| <b>Jedediah Greenfield, Chief Procurement Officer</b> | Finance/SPD                 | (832) 393-9126           |

**ATTACHMENTS:**

**Description**  
 Coversheet

**Type**  
 Signed Cover sheet



**CITY OF HOUSTON - CITY COUNCIL**

Meeting Date: 10/8/2024

ALL

Item Creation Date: 9/25/2024

WS1287531551 - THIRA Consulting and Assessment Services - MOTION

Agenda Item#: 9.

**Background:**

**WS1287531551 – Approve the purchase of consulting and assessment services in the total amount of \$84,953.70 from The CNA Corporation through the H-GACBuy Cooperative for the Mayor’s Office of Public Safety and Homeland Security.**

**Specific Explanation:**

The Director of the Mayor’s Office of Public Safety and Homeland Security and the Chief Procurement Officer recommend that City Council approve the purchase of consulting and assessment services in the total amount of **\$84,953.70**, through H-GACBuy Cooperative supplier, **The CNA Corporation**.

The Houston region completed its initial Threats and Hazard Identification and Risk Assessment (THIRA) submission in 2012 and has completed the annually required updates to the THIRA and Stakeholders Preparedness Report (SPR) in subsequent years as required by the Federal Emergency Management Agency (FEMA). The CNA Corporation has supported the region’s THIRA and SPR efforts for many years, and they have built an extensive institutional knowledge of the region’s processes. As the region continues its momentum in completing our annual assessment and reporting, below is a summary of the continued support needed to complete the process.

The CNA Corporation will update the region’s THIRA and SPR for the 2024 assessment and reporting cycle. Activities that require support include but are not limited to the following:

- Completing the modeling and support for scenario updates
- Updating capability impacts, targets, and gaps based on scenario updates, demographic changes, stakeholder input, etc.
- Developing materials to facilitate update meetings and processes, including presentation materials, background information, etc., and providing support at the stakeholder meetings
- Tracking participant engagement for after-action reporting
- Gathering, consolidating, editing, and finalizing the stories of real-world use of grant-funded equipment
- Completing this year’s Regional Stakeholder Report

This recommendation is made pursuant to subsection 271.102(c) of the Texas Local Government Code, which provides that "a local government that purchases goods or services from a cooperative purchasing program or organization satisfies any state law requiring the local government to seek competitive bids for the purchase of the goods or services."

**MWBE Participation:**

This procurement is exempt from the City’s M/WBE subcontracting as the total project expenditure does not exceed the \$100,000.00 City threshold.

**Hire Houston First:**

Hire Houston First does not apply to his expenditure because it involves the use of federal funds and is subject to specific procurement rules of the federal government.

**Fiscal Note:**

No Fiscal Note is required on grant items.

9/30/2024

DocuSigned by:

*Candice Gambrell*

0EEA3CC0243B4F9...

For

Jedediah Greenfield  
Chief Procurement Officer  
Finance/Strategic Procurement Division

Signed by:

*Larry J Satterwhite*

0532E370EDD44D8...

Department Approval Authority

9/30/2024

DS  
*kt*

**Estimated Spending Authority:**

| Department  | FY2025      | Out Years | Total              |
|---|-------------|-----------|--------------------|
| Mayor’s Office of Public Safety and Homeland Security | \$84,953.70 | \$0.00    | <b>\$84,953.70</b> |



Security \_\_\_\_\_

**Amount and Source of Funding:**

**\$84,953.70** – Fed/Local/State Pass (Fund 5030)

**Contact Information:**

| <b>Name</b>   | <b>Dept/Division</b> | <b>Phone No.:</b> |
|---|----------------------|-------------------|
| <b>Kody Allred, Senior Staff Analyst</b>              | Finance/SPD          | (832) 393-8730    |
| <b>Yesenia Chuca, Deputy Assistant Director</b>       | Finance/SPD          | (832) 393-8727    |
| <b>Candice Gambrell, Assistant Director</b>           | Finance/SPD          | (832) 393-9129    |
| <b>Jedediah Greenfield, Chief Procurement Officer</b> | Finance/SPD          | (832) 393-9126    |

**ATTACHMENTS:**

| <b>Description</b>                      | <b>Type</b>           |
|---|-----------------------|
| Justification Form                      | Backup Material       |
| Ownership Affidavit                     | Backup Material       |
| Tax Status                              | Backup Material       |
| Quote                                   | Backup Material       |
| Conflict of Interest Questionnaire      | Backup Material       |
| Coop Contract Extension                 | Backup Material       |
| Coop Contract                           | Backup Material       |
| Certification of Funds                  | Financial Information |
| Verification of Grant Funding-BA Form A | Backup Material       |
|   | Financial Information |



## CITY OF HOUSTON - CITY COUNCIL

Meeting Date: 10/8/2024

ALL

Item Creation Date: 9/23/2024

WS1287728435 - Water Meters and Repair Parts (Accurate Utility Supply, LLC) - MOTION

Agenda Item#: 13.

### **Summary:**

**APPROVE** spending authority for Water Meters and Repair Parts from **ACCURATE UTILITY SUPPLY, LLC**. through the Cooperative Purchasing Agreement with BuyBoard for Houston Public Works - 2 Months with 2 one-year options - \$15,198,145.21 - Enterprise Fund

### **Background:**

**(P23-WS1287728435) - Approve spending authority in an amount not to exceed \$15,198,145.21 for water meters and repair parts from Accurate Utility Supply, LLC. through the Cooperative Purchasing Agreement with BuyBoard for two (2)-month period with two (2) one (1) year options for Houston Public Works.**

### **Specific Explanation:**

The Chief Operating Officer of Houston Public Works (HPW) and the Chief Procurement Officer recommend that City Council approve spending authority in an amount not to exceed **\$15,198,145.21** for water meters and repair parts from **Accurate Utility Supply, LLC**. through the Cooperative Purchasing Agreement with BuyBoard for a **two (2)-month period with two (2) one (1) year options** to extend for Houston Public Works.

### **BuyBoard Contractor:**

**Accurate Utility Supply, LLC:** Purchases of water utility meters and monitoring systems will be made for the duration of the contract (approximately 26 months), which ends on November 30, 2026. Goods will be delivered to the Customer Account Services warehouse for further use in new installations and/or repairs to existing water meters.

This contract will allow the city to quickly continue purchasing water meters and spare parts. It will also enable the department to continue upgrading the residential water meter system, increasing water conservation and leak management efforts, and improving residential water billing accuracy.

This recommendation is made pursuant to subsection 271.102© of the Texas Local Government Code, which provides that “a local government that purchases goods or services from a cooperative purchasing program or organization satisfies any state law requiring the local government to seek competitive bids for the purchase of the goods or services.”

### **MWBE Participation:**

Zero percentage goal-document approved by the Office of Business Opportunity. However, Accurate Utility Supply, LLC is a certified MWBE supplier.

**Hire Houston First:**

This procurement is exempt from the City's Hire Houston First Ordinance. Bids/proposals were not solicited because the department is utilizing an Interlocal/Cooperative Purchasing Agreement for this purchase.

**Fiscal Note:**

Funding for this item is included in the FY25 Adopted Budget. Therefore, no Fiscal Note is required as stated in the Financial Policies.

---

Jedediah Greenfield, Chief Procurement Officer  
Finance/Strategic Procurement Division

---

Randall V. Macchi, Chief Operating Officer  
Houston Public Works

| <u>Estimated Spending Authority:</u> |                |                 |                 |
|--------------------------------------|----------------|-----------------|-----------------|
| Department                           | FY2025         | Out Years       | Total           |
| Houston Public Works                 | \$3,500,000.00 | \$11,698,145.21 | \$15,198,145.21 |

**Amount and Source of Funding:**

\$15,198,145.21  
Combined Utility System General Purpose Fund  
Fund: 8305

**Contact Information:**

|   |             |                |
|---|-------------|----------------|
| Erika Lawton, Division Manager                  | HPW/SPD     | (832) 395-2833 |
| Brian Blum, Assistant Director                  | HPW/PFW     | (832) 395-2717 |
| Carolyn Hanahan, Assistant Chief Policy Officer | Finance/SPD | (832) 393-9127 |
| Jedediah Greenfield, Chief Procurement Officer  | Finance/SPD | (832) 393-9126 |

**ATTACHMENTS:**

**Description**

Coversheet (revised)

**Type**

Signed Cover sheet



**CITY OF HOUSTON - CITY COUNCIL**

Meeting Date: 10/8/2024

ALL

Item Creation Date: 9/23/2024

WS1287728435 - Water Meters and Repair Parts (Accurate Utility Supply, LLC) - MOTION

Agenda Item#: 9.

**Summary:**

**NOT A REAL CAPTION**

**APPROVE** Spending Authority for water meters and repair parts from **ACCURATE UTILITY SUPPLY, LLC.** through the Cooperative Purchasing Agreement with BuyBoard for Houston Public Works - 2 months with 2 one-year options - \$15,198,145.21 - Enterprise Fund

**Background:**

**(P23-WS1287728435) - Approve spending authority in an amount not to exceed \$15,198,145.21 for water meters and repair parts from Accurate Utility Supply, LLC. through the Cooperative Purchasing Agreement with BuyBoard for two (2)-month period with two (2) one (1) year options for Houston Public Works.**

**Specific Explanation:**

The Chief Operating Officer of Houston Public Works (HPW) and the Chief Procurement Officer recommend that City Council approve spending authority in an amount not to exceed **\$15,198,145.21** for water meters and repair parts from **Accurate Utility Supply, LLC.** through the Cooperative Purchasing Agreement with BuyBoard for a **two (2)-month period with two (2) one (1) year options** to extend for Houston Public Works.

**BuyBoard Contractor:**

**Accurate Utility Supply, LLC:** Purchases of water utility meters and monitoring systems will be made for the duration of the contract (approximately 26 months), which ends on November 30, 2026. Goods will be delivered to the Customer Account Services warehouse for further use in new installations and/or repairs to existing water meters.

This contract will allow the city to quickly continue purchasing water meters and spare parts. It will also enable the department to continue upgrading the residential water meter system, increasing water conservation and leak management efforts, and improving residential water billing accuracy.

This recommendation is made pursuant to subsection 271.102© of the Texas Local Government Code, which provides that “a local government that purchases goods or services from a cooperative purchasing program or organization satisfies any state law requiring the local government to seek competitive bids for the purchase of the goods or services.”

**MWBE Participation:**

Zero percentage goal-document approved by the Office of Business Opportunity. However, Accurate Utility Supply, LLC is a certified MWBE supplier.

**Hire Houston First:**

This procurement is exempt from the City's Hire Houston First Ordinance. Bids/proposals were not solicited because the department is utilizing an Interlocal/Cooperative Purchasing Agreement for this purchase.

**Fiscal Note:**

Funding for this item is included in the FY25 Adopted Budget. Therefore, no Fiscal Note is required as stated in the Financial Policies.

Jedediah Greenfield, Chief Procurement Officer  
Finance/Strategic Procurement Division

Randall V. Macchi, Chief Operating Officer  
Houston Public Works

| Estimated Spending Authority: |                |                 |                 |
|-------------------------------|----------------|-----------------|-----------------|
| Department                    | FY2025         | Out Years       | Total           |
| Houston Public Works          | \$3,500,000.00 | \$11,698,145.21 | \$15,198,145.21 |

**Amount and Source of Funding:**

\$15,198,145.21

Combined Utility System General Purpose Fund  
Fund: 8305

**Contact Information:**

|   |             |                |
|---|-------------|----------------|
| Erika Lawton, Division Manager                  | HPW/SPD     | (832) 395-2833 |
| Brian Blum, Assistant Director                  | HPW/PFW     | (832) 395-2717 |
| Carolyn Hanahan, Assistant Chief Policy Officer | Finance/SPD | (832) 393-9127 |
| Jedediah Greenfield, Chief Procurement Officer  | Finance/SPD | (832) 393-9126 |

**ATTACHMENTS:**

| <b>Description</b>         | <b>Type</b>           |
|----------------------------|-----------------------|
| Approved COOP Form         | Backup Material       |
| Estimate 1 - Siemens Parts | Backup Material       |
| Estimate 2 - Badger Parts  | Backup Material       |
| BuyBoard Award Letter      | Backup Material       |
| Ownership Information Form | Backup Material       |
| Tax Report                 | Backup Material       |
| Conflict of Interest Form  | Backup Material       |
| Approved MWBE Goal Waiver  | Backup Material       |
| Certification of Funds     | Financial Information |
| Funding Verification       | Financial Information |
| Coversheet                 | Signed Cover sheet    |



## CITY OF HOUSTON - CITY COUNCIL

Meeting Date: 10/8/2024

District C, District D

Item Creation Date: 10/1/2024

HPW-20FMS95 Additional Appropriation for Wastewater  
Emergency Purchase Order (1 of 2)

Agenda Item#: 14.

### **Summary:**

ORDINANCE appropriating \$2,900,000.00 out of Water & Sewer System Consolidated Construction Fund as an appropriation to support the issuance of Emergency Purchase Order for Emergency Repairs to a Sanitary Sewer Line for Houston Public Works - **DISTRICTS C - KAMIN and D - EVANS-SHABAZZ**

### **Background:**

**SUBJECT:** Appropriation of funds to support an amendment to increase the spending authority of an emergency purchase order for emergency repairs to a sanitary sewer line for Houston Public Works.

**RECOMMENDATION:** Approve an Ordinance appropriating \$2,900,000.00 for an emergency purchase order for emergency repairs to a sanitary sewer line for Houston Public Works.

**SPECIFIC EXPLANATION:** Previously unknown damage/deterioration of an existing 54" sanitary sewer line located below the intersections of Main & University and Travis & University led to extensive infiltration of water and sediment causing a void under the sidewalk northeast of the intersection of Main & University. An earlier 12" waterline break at this location exacerbated the situation and resulting in the void extending under the pavement on one northbound lane of traffic of Main Street.

The additional funds are required due to the expanded scope of work resulting from unforeseen conditions that occurred during construction. The additional scope included an altered rehabilitation method of downstream 54-inch Monolithic Reinforced Concrete (MRC) sewer due to poor structural condition, bypass pumping operation extension and additional related traffic control was found.

The requested appropriation is necessary to support Council authorization of additional spending authority for an emergency purchase order payable to PM Construction & Rehab, LLC, requested under the subsequent agenda item.

**FISCAL NOTE:** No significant Fiscal Operating Impact is anticipated as a result of this project.

---

Randall V. Macchi  
Chief Operating Officer  
Houston Public Works

WBS No. R-000019-0101-4

**Prior Council Action:**

Ord. 2024-0238, April 17, 2024

**Amount and Source of Funding:**

\$2,900,000.00

Water & Sewer System Consolidated Construction Fund  
Fund 8500

Original appropriation of \$4,400,000.00 from Fund No. 8500 – Water and Sewer System Consolidated Construction Fund

**Contact Information:**

| <u>Name</u>                            | <u>Service Line</u>                | <u>Contact Number</u> |
|--|------------------------------------|-----------------------|
| Roberto Medina, Interim Chief of Staff | DO-HPW Government Relations        | 832.395.2456          |
| Maria Perez, HPW Agenda Coordinator    | DO-HPW Government Relations        | 832.395.2282          |
| David Wurdlow, Assistant Director      | HPW- Financial Management Services | 832.395. 2054         |

**ATTACHMENTS:**

**Description**

Coversheet

**Type**

Signed Cover sheet



**CITY OF HOUSTON - CITY COUNCIL**

Meeting Date: 10/8/2024

District C, District D

Item Creation Date: 10/1/2024

HPW-20FMS95 Additional Appropriation for Wastewater Emergency Purchase Order

Agenda Item#: 49.

**Background:**

**SUBJECT:** Appropriation of funds to support an amendment to increase the spending authority of an emergency purchase order for emergency repairs to a sanitary sewer line for Houston Public Works.

**RECOMMENDATION:** Approve an Ordinance appropriating \$2,900,000.00 for an emergency purchase order for emergency repairs to a sanitary sewer line for Houston Public Works.

**SPECIFIC EXPLANATION:** Previously unknown damage/deterioration of an existing 54" sanitary sewer line located below the intersections of Main & University and Travis & University led to extensive infiltration of water and sediment causing a void under the sidewalk northeast of the intersection of Main & University. An earlier 12" waterline break at this location exacerbated the situation and resulting in the void extending under the pavement on one northbound lane of traffic of Main Street.

The additional funds are required due to the expanded scope of work resulting from unforeseen conditions that occurred during construction. The additional scope included an altered rehabilitation method of downstream 54-inch Monolithic Reinforced Concrete (MRC) sewer due to poor structural condition, bypass pumping operation extension and additional related traffic control was found.

The requested appropriation is necessary to support Council authorization of additional spending authority for an emergency purchase order payable to PM Construction & Rehab, LLC, requested under the subsequent agenda item.

**FISCAL NOTE:** No significant Fiscal Operating Impact is anticipated as a result of this project.

DocuSigned by:

10/3/2024

BE463EF0DF454EB...

Randall V. Macchi  
Chief Operating Officer  
Houston Public Works

WBS No. R-000019-0101-4

**Prior Council Action:**

Ord. 2024-0238, April 17, 2024

**Amount and Source of Funding:**

\$2,900,000.00 from Fund 8500 – Water & Sewer System Consolidated Construction Fund

Original appropriation of \$4,400,000.00 from Fund No. 8500 – Water and Sewer System Consolidated Construction Fund

**Contact Information:**

| Name                                   | Service Line                       | Contact Number |
|--|------------------------------------|----------------|
| Roberto Medina, Interim Chief of Staff | DO-HPW Government Relations        | 832.395.2456   |
| Maria Perez, HPW Agenda Coordinator    | DO-HPW Government Relations        | 832.395.2282   |
| David Wurdlow, Assistant Director      | HPW- Financial Management Services | 832.395. 2054  |

**ATTACHMENTS:**

**Description**

Prior Council Action

**Type**

Backup Material





## CITY OF HOUSTON - CITY COUNCIL

Meeting Date: 10/8/2024

District C, District D

Item Creation Date: 9/16/2024

WS1031948929.A1 - Emergency Repairs to a Sanitary Sewer Line (PM Construction & Rehab, LLC) - MOTION (2 of 2)

Agenda Item#: 15.

### **Summary:**

**AMEND MOTION #2024-0281, TO INCREASE** the spending authority from \$4,400,000.00 to \$7,300,000.00 for additional Repairs to a Sanitary Sewer Line for Houston Public Works and awarded to **PM CONSTRUCTION & REHAB, LLC** - \$2,900,000.00 - Enterprise Fund  
**Should only be considered after passage of item 14 above**

### **Background:**

**Emergency Purchase Order (P23-WS1031948929.A1) Amend Council Motion No. 2024-0281, passed on April 17, 2024, to increase the spending authority from \$4,400,000.00 to \$7,300,000.00 to PM Construction & Rehab, LLC for additional repairs to a sanitary sewer line for Houston Public Works.**

### **Specific Explanation:**

The Chief Operating Officer of Houston Public Works (HPW) and the Chief Procurement Officer recommend that City Council amend Council Motion No. 2024-0281 to increase the spending authority from **\$4,400,000.00 to \$7,300,000.00** to **PM Construction & Rehab, LLC** for additional sanitary sewer line repairs for Houston Public Works.

The Chief Procurement Officer issued an emergency purchase order (EPO) to PM Construction & Rehab, LLC, on January 25, 2024. This EPO was approved by City Council on April 17, 2024, by Motion No. 2024-0281 in the amount not to exceed \$4,400,000.00. On August 13, 2024, the Chief Procurement Officer amended the original EPO to increase the spending authority to \$7,300,000.00. The additional funds are required due to the expanded scope of work resulting from unforeseen conditions that occurred during construction. The additional scope includes an altered downstream 54-inch monolithic reinforced concrete (MRC) sewer rehabilitation method due to poor structural conditions, bypass pumping operation extension, and extra traffic control.

|  |                                |
|--|--------------------------------|
| <b>Secretary of State Filing Date:</b> | <b>City Registration Date:</b> |
| May 8, 1997                            | June 23, 2006                  |

This recommendation is made pursuant to Chapter 252, Section 252.022 (a) (2) of the Texas Local Government Code for exempted procurements, " which provides a procurement necessary

to preserve or protect the public health or safety of the municipality's residents.”

**MWBE Participation:**

This procurement is exempt from the MWBE subcontracting participation goal because the department is utilizing an emergency purchase order for this purchase.

**Hire Houston First:**

This procurement is exempt from the City's Hire Houston First Ordinance. Bids/proposals were not solicited because the department is utilizing an emergency purchase order for this purchase.

**Fiscal Note:**

No significant Fiscal Operating impact is anticipated as a result of this project.

---

Jedediah Greenfield, Chief Procurement Officer  
Finance/Strategic Procurement Division

---

Randall V. Macchi, Chief Operating Officer  
Houston Public Works

| Estimated Spending Authority: |                |           |                |
|-------------------------------|----------------|-----------|----------------|
| Department                    | FY2025         | Out Years | Total          |
| Houston Public Works          | \$2,900,000.00 | \$0.00    | \$2,900,000.00 |

**Amount and Source of Funding:**

**\$2,900,000.00**

Water & Sewer System Consolidated Construction Fund  
Fund: 8500

**Contact Information:**

|   |             |                |
|---|-------------|----------------|
| Erika Lawton, Division Manager                  | HPW/SPD     | (832) 395-2833 |
| Brian Blum, Assistant Director                  | HPW/PFW     | (832) 395-2717 |
| Carolyn Hanahan, Assistant Chief Policy Officer | Finance/SPD | (832) 393-9127 |
| Jedediah Greenfield, Chief Procurement Officer  | Finance/SPD | (832) 393-9126 |

**ATTACHMENTS:**

**Description**

Coversheet

**Type**

Signed Cover sheet



**CITY OF HOUSTON - CITY COUNCIL**

Meeting Date: 10/8/2024

District C, District D

Item Creation Date: 9/16/2024

WS1031948929.A1 - Emergency Repairs to a Sanitary Sewer Line (PM Construction & Rehab, LLC) - MOTION

Agenda Item#: 14.

**Summary:**

**NOT A REAL CAPTION**

**AMEND COUNCIL MOTION #2024-0281, TO INCREASE** the Spending Authority from \$4,400,000.00 to \$7,300,000.00 for additional repairs to a sanitary sewer line for Houston Public Works and awarded to **PM CONSTRUCTION & REHAB, LLC** - \$2,900,000.00 - Enterprise Fund

**Background:**

**Emergency Purchase Order (P23-WS1031948929.A1) Amend Council Motion No. 2024-0281, passed on April 17, 2024, to increase the spending authority from \$4,400,000.00 to \$7,300,000.00 to PM Construction & Rehab, LLC for additional repairs to a sanitary sewer line for Houston Public Works.**

**Specific Explanation:**

The Chief Operating Officer of Houston Public Works (HPW) and the Chief Procurement Officer recommend that City Council amend Council Motion No. 2024-0281 to increase the spending authority from **\$4,400,000.00 to \$7,300,000.00 to PM Construction & Rehab, LLC** for additional sanitary sewer line repairs for Houston Public Works.

The Chief Procurement Officer issued an emergency purchase order (EPO) to PM Construction & Rehab, LLC, on January 25, 2024. This EPO was approved by City Council on April 17, 2024, by Motion No. 2024-0281 in the amount not to exceed \$4,400,000.00. On August 13, 2024, the Chief Procurement Officer amended the original EPO to increase the spending authority to \$7,300,000.00. The additional funds are required due to the expanded scope of work resulting from unforeseen conditions that occurred during construction. The additional scope includes an altered downstream 54-inch managed release concept (MRC) sewer rehabilitation method due to poor structural conditions, bypass pumping operation extension, and extra traffic control.

|  |                                |
|--|--------------------------------|
| <b>Secretary of State Filing Date:</b> | <b>City Registration Date:</b> |
| May 8, 1997                            | June 23, 2006                  |

This recommendation is made pursuant to Chapter 252, Section 252.022 (a) (2) of the Texas Local Government Code for exempted procurements, " which provides a procurement necessary to preserve or protect the public health or safety of the municipality's residents."

**MWBE Participation:**

This procurement is exempt from the MWBE subcontracting participation goal because the department is utilizing an emergency purchase order for this purchase.

**Hire Houston First:**

This procurement is exempt from the City's Hire Houston First Ordinance. Bids/proposals were not solicited because the department is utilizing an emergency purchase order for this purchase.

**Fiscal Note:**

No significant Fiscal Operating impact is anticipated as a result of this project.

10/2/2024

6121834A077C41A...

Jedediah Greenfield, Chief Procurement Officer  
Finance/Strategic Procurement Division

BE463EF0DF454EB...

Randall V. Macchi, Chief Operating Officer  
Houston Public Works

10/3/2024

DS

|                                      |                |                  |                |
|--------------------------------------|----------------|------------------|----------------|
| <b>Estimated Spending Authority:</b> |                |                  |                |
| <b>Department</b>                    | <b>FY2025</b>  | <b>Out Years</b> | <b>Total</b>   |
| Houston Public Works                 | \$2,900,000.00 | \$0.00           | \$2,900,000.00 |

**Amount and Source of Funding:**

**\$2,900,000.00**

Water & Sewer System Consolidated Construction Fund

Fund: 8500

**Contact Information:**

Erika Lawton, Division Manager

HPW/SPD (832) 395-2833

Brian Blum, Assistant Director

HPW/PFW (832) 395-2717

Carolyn Hanahan, Assistant Chief Policy Officer

Finance/SPD (832) 393-9127

Jedediah Greenfield, Chief Procurement Officer

Finance/SPD (832) 393-9126

**ATTACHMENTS:**

**Description**

**Type**

Original RCA

Backup Material

CM2024-0281

Backup Material

Original Appropriation RCA

Backup Material

Appropriating Ordinance 2024-0238

Backup Material

Request for Additional Appropriation

Backup Material

Approved EPO Justification

Backup Material

Ownership Information Form

Backup Material

Conflict of Interest Form

Backup Material

Form A - R-000019-0101-4

Financial Information



## CITY OF HOUSTON - CITY COUNCIL

Meeting Date: 10/8/2024

Item Creation Date: 10/1/2024

MYR ~ 2024 NOMINATION TO BE PLACED ON THE  
BALLOT FOR AN APPOINTED POSITION ON THE  
BOARD OF DIRECTORS OF THE HARRIS CENTRAL  
APPRAISAL DISTRICT 10-1-2024

Agenda Item#: 16.

### **Summary:**

RESOLUTION of the City Council of the City of Houston, Texas, nominating **MELISSA MEISGEIER NORIEGA** to be placed on the ballot for an appointed position on the Board of Directors of the Harris Central Appraisal District

### **ATTACHMENTS:**

**Description**

**Type**



## CITY OF HOUSTON - CITY COUNCIL

Meeting Date: 10/8/2024

ALL

Item Creation Date: 9/23/2024

HHD – ELITE MEDICAL RESPONSE MANAGEMENT,  
INC.

Agenda Item#: 17.

### **Summary:**

RESOLUTION authorizing the issuance of a Letter of Approval to **ELITE MEDICAL RESPONSE MANAGEMENT, INC** pursuant to Section 773.0573 of the Texas Health and Safety Code

### **Background:**

### **RECOMMENDATION:**

A resolution authorizing the issuance of a letter of approval to **ELITE MEDICAL RESPONSE MANAGEMENT, INC.** pursuant to Section 773.0573 of the Texas Health and Safety Code.

### **SPECIFIC EXPLANATION:**

The Houston Health Department (HHD) requests City Council's approval of a resolution authorizing the issuance of a Letter of Approval (LOA) to Elite Medical Response Management, Inc. pursuant to § 773.0573 of the Texas Health and Safety Code.

During the 83rd Legislative Session, the Texas Legislature and the Governor approved Senate Bill 8 which amended § 773.0573 of the Health and Safety Code to require that a new EMS provider seeking a state EMS license must first obtain a letter of approval from the governing body or commissioners court of the jurisdiction in which the applicant is located and intends to provide EMS services.

Section 773.0573 provides that the governing body or commissioners court may issue an LOA if it is determined that:

(1) the addition of another licensed emergency medical services provider will not interfere with or adversely affect the provision of emergency medical services by the licensed emergency medical services providers operating in the municipality or county;

**Determination:** The addition of these EMS providers will not adversely affect the provision of EMS services because only HFD is authorized to provide emergency medical services in the City; State licensed EMS providers are not authorized to do so except under certain, limited circumstances after providing notice to HFD. They provide private nonemergency transport services. Therefore, a new private provider would not interfere with emergency medical service providers.

(2) the addition of another licensed emergency medical services provider will remedy an existing provider shortage that cannot be resolved through the use of the licensed emergency medical services providers operating in the municipality or county; and

**Determination:** Citizens, hospitals, and other entities continue contacting HFD for nonemergency medical transports which takes HFD away from providing emergency transport services. In 2019, HFD provided 5070 nonemergency transports to/from dialysis facilities, doctors' offices, clinics and hospitals. There are 85 EMS providers currently licensed in the city. Additional providers will offer the community more EMS service providers for nonemergency transports which should reduce the number of nonemergency calls received by HFD.

(3) the addition of another licensed emergency medical services provider will not cause an oversupply of licensed emergency medical services providers in the municipality or county.

**Determination:** There are 85 EMS providers licensed by the City and HHD has not received any complaints or concerns from citizens or the stakeholder community regarding an oversupply of providers. This is a relatively low number given the city's population.

Based on the application submitted by **ELITE MEDICAL RESPONSE MANAGEMENT, INC.**, HHD recommends City council approve the issuance of a letter of approval to Elite Medical Response Management, Inc.

---

Stephen L. Williams, M.Ed., MPA  
Director - Houston Health Department

**Contact Information:**  
Porfirio Villarreal; Health Department  
832-393-5041; 713-826-5695

**ATTACHMENTS:**

**Description**

RCA Coversheet (Signed)

**Type**

Signed Cover sheet



## CITY OF HOUSTON - CITY COUNCIL

Meeting Date: 10/8/2024

ALL

Item Creation Date: 9/23/2024

HHD – ELITE MEDICAL RESPONSE MANAGEMENT, INC.

Agenda Item#: 2.

### **Summary:**

**A RESOLUTION AUTHORIZING THE ISSUANCE OF A LETTER OF APPROVAL TO ELITE MEDICAL RESPONSE MANAGEMENT, INC. PURSUANT TO SECTION 773.0573 OF THE TEXAS HEALTH AND SAFETY CODE; CONTAINING FINDINGS AND OTHER PROVISIONS RELATED TO THE FOREGOING SUBJECT; PROVIDING FOR SEVERABILITY; AND DECLARING AN EMERGENCY.**

### **Background:**

#### **RECOMMENDATION:**

A resolution authorizing the issuance of a letter of approval to **ELITE MEDICAL RESPONSE MANAGEMENT, INC.** pursuant to Section 773.0573 of the Texas Health and Safety Code.

#### **SPECIFIC EXPLANATION:**

The Houston Health Department (HHD) requests City Council's approval of a resolution authorizing the issuance of a Letter of Approval (LOA) to Elite Medical Response Management, Inc. pursuant to § 773.0573 of the Texas Health and Safety Code.

During the 83rd Legislative Session, the Texas Legislature and the Governor approved Senate Bill 8 which amended § 773.0573 of the Health and Safety Code to require that a new EMS provider seeking a state EMS license must first obtain a letter of approval from the governing body or commissioners court of the jurisdiction in which the applicant is located and intends to provide EMS services.

Section 773.0573 provides that the governing body or commissioners court may issue an LOA if it is determined that:

(1) the addition of another licensed emergency medical services provider will not interfere with or adversely affect the provision of emergency medical services by the licensed emergency medical services providers operating in the municipality or county;

**Determination:** The addition of these EMS providers will not adversely affect the provision of EMS services because only HFD is authorized to provide emergency medical services in the City; State licensed EMS providers are not authorized to do so except under certain, limited circumstances after providing notice to HFD. They provide private nonemergency transport services. Therefore, a new private provider would not interfere with emergency medical service providers.

(2) the addition of another licensed emergency medical services provider will remedy an existing provider shortage that cannot be resolved through the use of the licensed emergency medical services providers operating in the municipality or county; and

**Determination:** Citizens, hospitals, and other entities continue contacting HFD for nonemergency medical transports which takes HFD away from providing emergency transport services. In 2019, HFD provided 5070 nonemergency transports to/from dialysis facilities, doctors' offices, clinics and hospitals. There are 85 EMS providers currently licensed in the city. Additional providers will offer the community more EMS service providers for nonemergency transports which should reduce the number of nonemergency calls received by HFD.

(3) the addition of another licensed emergency medical services provider will not cause an oversupply of licensed emergency medical services providers in the municipality or county.

**Determination:** There are 85 EMS providers licensed by the City and HHD has not received any complaints or concerns from citizens or the stakeholder community regarding an oversupply of providers. This is a relatively low number given the city's population.

Based on the application submitted by **ELITE MEDICAL RESPONSE MANAGEMENT, INC.**, HHD recommends City council approve the issuance of a letter of approval to Elite Medical Response Management, Inc.

DocuSigned by:

*Stephen Williams*

A8219D332CF4498...

Stephen L. Williams, M.Ed., MPA  
Director - Houston Health Department



**Contact Information:**

Porfirio Villarreal; Health Department  
832-393-5041; 713-826-5695

**ATTACHMENTS:**

**Description**

Letter of Approval Application

**Type**

Backup Material



## CITY OF HOUSTON - CITY COUNCIL

Meeting Date: 10/8/2024

ALL

Item Creation Date: 9/23/2024

HHD – OMNI EMS

Agenda Item#: 18.

### **Summary:**

RESOLUTION authorizing the issuance of a Letter of Approval to **OMNI EMS INCORPORATED** pursuant to Section 773.0573 of the Texas Health and Safety Code

### **Background:**

#### **RECOMMENDATION:**

A resolution authorizing the issuance of a letter of approval to **OMNI EMS** pursuant to Section 773.0573 of the Texas Health and Safety Code.

#### **SPECIFIC EXPLANATION:**

The Houston Health Department (HHD) requests City Council's approval of a resolution authorizing the issuance of a Letter of Approval (LOA) to Omni EMS pursuant to § 773.0573 of the Texas Health and Safety Code.

During the 83rd Legislative Session, the Texas Legislature and the Governor approved Senate Bill 8 which amended § 773.0573 of the Health and Safety Code to require that a new EMS provider seeking a state EMS license must first obtain a letter of approval from the governing body or commissioners court of the jurisdiction in which the applicant is located and intends to provide EMS services.

Section 773.0573 provides that the governing body or commissioners court may issue an LOA if it is determined that:

(1) the addition of another licensed emergency medical services provider will not interfere with or adversely affect the provision of emergency medical services by the licensed emergency medical services providers operating in the municipality or county;

**Determination:** The addition of these EMS providers will not adversely affect the provision of EMS services because only HFD is authorized to provide emergency medical services in the City; State licensed EMS providers are not authorized to do so except under certain, limited circumstances after providing notice to HFD. They provide private nonemergency transport services. Therefore, a new private provider would not interfere with emergency medical service providers.

(2) the addition of another licensed emergency medical services provider will remedy an existing provider shortage that cannot be resolved through the use of the licensed emergency medical

services providers operating in the municipality or county; and

**Determination:** Citizens, hospitals, and other entities continue contacting HFD for nonemergency medical transports which takes HFD away from providing emergency transport services. In 2019, HFD provided 5070 nonemergency transports to/from dialysis facilities, doctors' offices, clinics and hospitals. There are 85 EMS providers currently licensed in the city. Additional providers will offer the community more EMS service providers for nonemergency transports which should reduce the number of nonemergency calls received by HFD.

(3) the addition of another licensed emergency medical services provider will not cause an oversupply of licensed emergency medical services providers in the municipality or county.

**Determination:** There are 85 EMS providers licensed by the City and HHD has not received any complaints or concerns from citizens or the stakeholder community regarding an oversupply of providers. This is a relatively low number given the city's population.

Based on the application submitted by **OMNI EMS**, HHD recommends City council approve the issuance of a letter of approval to Omni EMS.

---

Stephen L. Williams, M.Ed., MPA  
Director - Houston Health Department

**Contact Information:**  
Porfirio Villarreal; Health Department  
832-393-5041; 713-826-5695

**ATTACHMENTS:**

| Description | Type |
|-------------|------|
|-------------|------|



## CITY OF HOUSTON - CITY COUNCIL

Meeting Date: 10/8/2024

District D

Item Creation Date: 8/29/2024

HCD24-74 Zuri Gardens Loan Agreement Amendment

Agenda Item#: 19.

### **Summary:**

ORDINANCE approving and authorizing an amendment to Loan Agreement between City of Houston and **COLE KLEIN BUILDERS, LLC** to increase Uptown TIRZ Series 2021 Affordable Homes Funds for the construction of Sanitary Sewer Line - **DISTRICT D - EVANS-SHABAZZ**

### **Background:**

The Housing and Community Development Department (HCD) recommends Council approval of an Ordinance authorizing an Amendment to the Zuri Gardens Loan Agreement between the City of Houston (City) and Cole Klein Builders, LLC (Borrower), increasing the loan by \$98,744.07, of which \$70,531.48 will be used for a portion of the costs to construct a sanitary sewer line that will span from the intersection at Martindale Road and Madden Lane to Mystic Sky Lane. The remaining funds shall be held in reserve as a contingency for construction costs pertaining to the sanitary sewer line. Funding shall consist of Uptown TIRZ Series 2021 Affordable Homes Funds (Fund 2430).

This proposed increase is needed due to the cancellation of the Pineapple Square Project (Pineapple Square) by its developer. Pineapple Square was a development (separate and apart from Borrower's Zuri Gardens development), which included a sanitary sewer line serving multiple surrounding projects. As a result of this cancellation, the sanitary sewer line needed from the intersection of Martindale Road and Madden Lane to Mystic Sky Lane was not constructed. This in turn jeopardizes the Borrower's development of two vital Affordable Home Development Program (ADHP) projects; 80 units at Zuri Gardens, and 200 units at Garver Heights, which are currently under construction. The Borrower has worked out a solution with Gulfgate Redevelopment Authority (Authority) via a cost-sharing agreement to avoid delaying these Affordable Housing Projects.

The total cost for the sanitary sewer extension is approximately \$282,125.93, which shall be shared by Borrower, Authority and Kittle Development Group. Borrower will pay a total of \$141,062.96; however, \$70,531.48 will be paid from Borrower's cash reserves and the remaining \$70,531.48 will be paid from loan proceeds via this First Amendment.

This project will be administered by the Affordable Home Development Program (AHDP), with the aim of increasing affordable single-family homeownership opportunities for households earning between 60% and 120% of the Area Median Income (AMI). This project is aligned with the City's efforts to invest in creating affordable housing opportunities for homebuyers in desirable neighborhoods throughout the city.

**SOURCES AND USES**

| <b>Sources</b>                        | <b>Amount</b>      | <b>Uses</b>              | <b>Amount</b>      |
|---------------------------------------|--------------------|--------------------------|--------------------|
| Uptown TIRZ – Series 2021 (Fund 2430) | 98,744.07          | Sanitary Sewer Line      | \$70,531.48        |
|                                       |                    | Construction Contingency | \$28,212.59        |
| <b>Total</b>                          |                    |                          |                    |
|                                       | <b>\$98,744.07</b> |                          | <b>\$98,744.07</b> |

**COST SHARING**

| <b>Source</b>   | <b>Amount</b>       |
|---|---------------------|
| Cole Klein Builders, LLC (50% cash and 50% Uptown TIRZ Series 2021) | \$141,062.96        |
| Gulfgate Redevelopment Authority (TIRZ 8)                           | \$70,531.48         |
| Kittle Development Group  | \$70,531.48         |
| <b>Estimated Total Cost</b>   | <b>\$282,125.92</b> |

**Fiscal Note:**

No significant Operating Impact is anticipated as a result of this project.

This item was reviewed by the Housing and Committee Affairs Committee on August 26, 2024.

---

Michael Nichols, Director

**Prior Council Action:**

05/05/2021 (O) 2021-354; 09/01/2021 (O) 2021-765; 11/10/2021 (O) 2021-973; 08/09/2023 (O) 2023-642

**Amount and Source of Funding:**

\$98,744.07 – Uptown TIRZ Series 2021 Affordable Homes Fund (2430)

**Contact Information:**

Roxanne Lawson  
(832) 394-6307

**ATTACHMENTS:**

**Description**

Cover Sheet

**Type**

Signed Cover sheet



**CITY OF HOUSTON - CITY COUNCIL**

Meeting Date: 9/17/2024

District D

Item Creation Date: 8/29/2024

HCD24-74 Zuri Gardens Loan Agreement Amendment

Agenda Item#: 3.

**Background:**

The Housing and Community Development Department (HCD) recommends Council approval of an Ordinance authorizing an Amendment to the Zuri Gardens Loan Agreement between the City of Houston (City) and Cole Klein Builders, LLC (Borrower), increasing the loan by \$98,744.07, of which \$70,531.48 will be used for a portion of the costs to construct a sanitary sewer line that will span from the intersection at Martindale Road and Madden Lane to Mystic Sky Lane. The remaining funds shall be held in reserve as a contingency for construction costs pertaining to the sanitary sewer line. Funding shall consist of Uptown TIRZ Series 2021 Affordable Homes Funds (Fund 2430).

This proposed increase is needed due to the cancelation of the Pineapple Square Project (Pineapple Square) by its developer. Pineapple Square was a development (separate and apart from Borrower's Zuri Gardens development), which included a sanitary sewer line serving multiple surrounding projects. As a result of this cancellation, the sanitary sewer line needed from the intersection of Martindale Road and Madden Lane to Mystic Sky Lane was not constructed. This in turn jeopardizes the Borrower's development of two vital Affordable Home Development Program (ADHP) projects; 80 units at Zuri Gardens, and 200 units at Garver Heights, which are currently under construction. The Borrower has worked out a solution with Gulfgate Redevelopment Authority (Authority) via a cost-sharing agreement to avoid delaying these Affordable Housing Projects.

The total cost for the sanitary sewer extension is approximately \$282,125.93, which shall be shared by Borrower, Authority and Kittle Development Group. Borrower will pay a total of \$141,062.96; however, \$70,531.48 will be paid from Borrower's cash reserves and the remaining \$70,531.48 will be paid from loan proceeds via this First Amendment.

This project will be administered by the Affordable Home Development Program (AHDP), with the aim of increasing affordable single-family homeownership opportunities for households earning between 60% and 120% of the Area Median Income (AMI). This project is aligned with the City's efforts to invest in creating affordable housing opportunities for homebuyers in desirable neighborhoods throughout the city.

**SOURCES AND USES**

| Sources                               | Amount             | Uses                     | Amount             |
|---------------------------------------|--------------------|--------------------------|--------------------|
| Uptown TIRZ – Series 2021 (Fund 2430) | 98,744.07          | Sanitary Sewer Line      | \$70,531.48        |
|                                       |                    | Construction Contingency | \$28,212.59        |
| <b>Total</b>                          | <b>\$98,744.07</b> |                          | <b>\$98,744.07</b> |

**COST SHARING**

| Source  | Amount              |
|---|---------------------|
| Cole Klein Builders, LLC (50% cash and 50% Uptown TIRZ Series 2021) | \$141,062.96        |
| Gulfgate Redevelopment Authority (TIRZ 8)                           | \$70,531.48         |
| Kittle Development Group  | \$70,531.48         |
| <b>Estimated Total Cost</b>   | <b>\$282,125.92</b> |

**Fiscal Note:**

No significant Operating Impact is anticipated as a result of this project.

This item was reviewed by the Housing and Committee Affairs Committee on August 26, 2024.

DocuSigned by:

*Michael Nichols*

Michael Nichols, Director

**Prior Council Action:**

05/05/2021 (O) 2021-354; 09/01/2021 (O) 2021-765; 11/10/2021 (O) 2021-973; 08/09/2023 (O) 2023-642

**Amount and Source of Funding:**

\$98,744.07 – Uptown TIRZ Series 2021 Affordable Homes Fund (2430)

**Contact Information:**

Roxanne Lawson  
(832) 394-6307

**ATTACHMENTS:**

| <b>Description</b>  | <b>Type</b>     |
|---------------------|-----------------|
| Public Notice       | Public Notice   |
| Ordinance 2021-0354 | Backup Material |
| Ordinance 2021-0756 | Backup Material |
| Ordinance 2021-0973 | Backup Material |



## CITY OF HOUSTON - CITY COUNCIL

Meeting Date: 10/8/2024

ALL

Item Creation Date: 9/18/2024

HCD24-89 TDHCA FY2025 HHSP Youth Contract

Agenda Item#: 20.

### **Summary:**

ORDINANCE authorizing acceptance of award of \$400,342.00 in State of Texas Homeless Housing and Services Program Funds and approving and authorizing contract between City of Houston and the **TEXAS DEPARTMENT OF HOUSING AND COMMUNITY AFFAIRS** for the administration of a **FY 2025 Texas Homeless Housing and Services Program** to address Youth Homelessness

### **Background:**

The Housing and Community Development Department (HCD) recommends Council approval of an Ordinance that authorizes the City of Houston (City) to execute a contract with the Texas Department of Housing and Community Affairs (TDHCA) accepting \$400,342.00 of Fiscal Year 2025 Texas Homeless Housing Services Program (HHSP) Youth Set-Aside funds.

Youth set-aside funds must be used by the City on activities eliminating and/or preventing homelessness in youth-headed households, where the head of the household is under the age of 24. Specifically, allowable activities include essential services, street outreach and transitional living for persons experiencing homelessness in youth-headed households; provision of direct services and case management to persons experiencing homelessness in youth-headed households; or other homelessness-related activities as approved by the TDHCA.

HHSP was established by the 81st Texas Legislature through an appropriations rider and codified during the 82nd Texas legislative session. Through HHSP, the state provides funding to the nine (9) largest cities in Texas in support of services to individuals and families that are homeless or at-risk of homelessness. Cities currently served through HHSP include Arlington, Austin, Corpus Christi, Dallas, El Paso, Fort Worth, Houston, Plano and San Antonio.

An Ordinance allocating the HHSP Youth Set-Aside funds for use by local nonprofit organizations will be presented to Council for consideration within the coming months.

### **Fiscal Note:**

No Fiscal Note is required on grant items.

This item was presented to the Housing and Affordability Committee on September 17, 2024.

---

Michael Nichols, Director



**Prior Council Action:**

8/14/2024 (O) 2024-593

**Amount and Source of Funding:**

\$400,342.00

State – Grant Fund

Fund 5010

**Contact Information:**

Roxanne Lawson, Division Manager

Housing and Community Development Department

**Phone:** (832) 394-6307

**ATTACHMENTS:**

**Description**

Cover Sheet

**Type**

Signed Cover sheet



**CITY OF HOUSTON - CITY COUNCIL**

Meeting Date: 10/8/2024

ALL

Item Creation Date: 9/18/2024

HCD24-89 TDHCA FY2025 HHSP Youth Contract

Agenda Item#: 20.

**Background:**

The Housing and Community Development Department (HCD) recommends Council approval of an Ordinance that authorizes the City of Houston (City) to execute a contract with the Texas Department of Housing and Community Affairs (TDHCA) accepting \$400,342.00 of Fiscal Year 2025 Texas Homeless Housing Services Program (HHSP) Youth Set-Aside funds.

Youth set-aside funds must be used by the City on activities eliminating and/or preventing homelessness in youth-headed households, where the head of the household is under the age of 24. Specifically, allowable activities include essential services, street outreach and transitional living for persons experiencing homelessness in youth-headed households; provision of direct services and case management to persons experiencing homelessness in youth-headed households; or other homelessness-related activities as approved by the TDHCA.

HHSP was established by the 81st Texas Legislature through an appropriations rider and codified during the 82nd Texas legislative session. Through HHSP, the state provides funding to the nine (9) largest cities in Texas in support of services to individuals and families that are homeless or at-risk of homelessness. Cities currently served through HHSP include Arlington, Austin, Corpus Christi, Dallas, El Paso, Fort Worth, Houston, Plano and San Antonio.

An Ordinance allocating the HHSP Youth Set-Aside funds for use by local nonprofit organizations will be presented to Council for consideration within the coming months.

**Fiscal Note:**

No Fiscal Note is required on grant items.

Rec'd Signed by: This item was presented to the Housing and Affordability Committee on September 17, 2024.

*Michael Nichols*

728A192FDF024CF  
Michael Nichols, Director

**Prior Council Action:**

8/14/2024 (O) 2024-593

**Amount and Source of Funding:**

\$400,342.00 State – Grant Fund (Fund 5010)

**Contact Information:**

Roxanne Lawson  
(832) 394-6307

**ATTACHMENTS:**

| Description                               | Type            |
|---|-----------------|
| Prior Council Action - Ordinance 2024-593 | Backup Material |
| Public Notice                             | Public Notice   |



## CITY OF HOUSTON - CITY COUNCIL

Meeting Date: 10/8/2024

ALL

Item Creation Date: 9/18/2024

HCD24-91 TDHCA FY2025 HHSP General Contract

Agenda Item#: 21.

### **Summary:**

ORDINANCE authorizing acceptance of award of \$1,153,871.00 in State of Texas Homeless Housing and Services Program Funds and approving and authorizing contract between City of Houston and **TEXAS DEPARTMENT OF HOUSING AND COMMUNITY AFFAIRS** for the administration of **FY 2025 Texas Homeless Housing and Services Program**

### **Background:**

The Housing and Community Development Department (HCD) recommends Council approval of an Ordinance authorizing the City of Houston (City) to execute a contract with the Texas Department of Housing and Community Affairs (TDHCA) and accept \$1,153,871.00 of Fiscal Year 2025 Texas Homeless Housing Services Program (HHSP) General Set-Aside funds.

The General allocation must be used by the City on activities eliminating and/or preventing homelessness. Specifically, allowable activities include construction, development, or procurement of housing for homeless persons; rehabilitation of structures targeted to serving homeless persons or persons at-risk of homelessness; provision of direct services and case management to homeless persons or persons at-risk of homelessness; operations of emergency shelters; or other homelessness-related activities as approved by the TDHCA.

HHSP was established by the 81st Texas Legislature through an appropriations rider and codified during the 82nd Texas legislative session. Through HHSP, the state provides funding to the nine (9) largest cities in Texas in support of services to individuals and families that are homeless or at-risk of homelessness. Cities currently served through HHSP include Arlington, Austin, Corpus Christi, Dallas, El Paso, Fort Worth, Houston, Plano and San Antonio.

An Ordinance allocating the HHSP General Set-Aside funds for use by local nonprofit organizations will be presented to Council for consideration within the coming months.

### **Fiscal Note:**

No Fiscal Note is required on grant items.

This item was reviewed by the Housing and Affordability Committee on September 17, 2024.

---

Michael Nichols, Director

**Prior Council Action:**

8/14/2024 (O) 2024-593

**Amount and Source of Funding:**

\$1,153,871.00

State - Grant Fund

Fund 5010

**Contact Information:**

Roxanne Lawson, Division Manager

Housing and Community Development Department

**Phone:** (832) 394-6307

**ATTACHMENTS:**

**Description**

Cover Sheet

**Type**

Signed Cover sheet



**CITY OF HOUSTON - CITY COUNCIL**

Meeting Date: 10/8/2024

ALL

Item Creation Date: 9/18/2024

HCD24-91 TDHCA FY2025 HHSP General Contract

Agenda Item#: 21.

**Background:**

The Housing and Community Development Department (HCD) recommends Council approval of an Ordinance authorizing the City of Houston (City) to execute a contract with the Texas Department of Housing and Community Affairs (TDHCA) and accept \$1,153,871.00 of Fiscal Year 2025 Texas Homeless Housing Services Program (HHSP) General Set-Aside funds.

The General allocation must be used by the City on activities eliminating and/or preventing homelessness. Specifically, allowable activities include construction, development, or procurement of housing for homeless persons; rehabilitation of structures targeted to serving homeless persons or persons at-risk of homelessness; provision of direct services and case management to homeless persons or persons at-risk of homelessness; operations of emergency shelters; or other homelessness-related activities as approved by the TDHCA.

HHSP was established by the 81st Texas Legislature through an appropriations rider and codified during the 82nd Texas legislative session. Through HHSP, the state provides funding to the nine (9) largest cities in Texas in support of services to individuals and families that are homeless or at-risk of homelessness. Cities currently served through HHSP include Arlington, Austin, Corpus Christi, Dallas, El Paso, Fort Worth, Houston, Plano and San Antonio.

An Ordinance allocating the HHSP General Set-Aside funds for use by local nonprofit organizations will be presented to Council for consideration within the coming months.

**Fiscal Note:**

No Fiscal Note is required on grant items.

DocuSigned by:  
This item was reviewed by the Housing and Affordability Committee on September 17, 2024.

*Michael Nichols*

728A192FDF024CF  
Michael Nichols, Director

**Prior Council Action:**

8/14/2024 (O) 2024-593

**Amount and Source of Funding:**

\$1,153,871.00 State - Grant Fund (Fund 5010)

**Contact Information:**

Roxanne Lawson  
(832) 394-6307

**ATTACHMENTS:**

| Description                               | Type            |
|---|-----------------|
| Public Notice                             | Public Notice   |
| Prior Council Action - Ordinance 2024-593 | Backup Material |



## CITY OF HOUSTON - CITY COUNCIL

Meeting Date: 10/8/2024

District B

Item Creation Date: 9/20/2024

HAS – Construction Contract with The Gonzalez Group, LP  
for the Terminal A Restrooms Upgrade Project at IAH;  
Project No. 1009

Agenda Item#: 22.

### **Summary:**

ORDINANCE appropriating \$9,998,480.00 out of Airports Improvement Fund, awarding Construction Contract to **GONZALEZ GROUP, LP** for Terminal A Restrooms Upgrade Project at George Bush Intercontinental Airport/Houston (IAH) (Project 1009); setting a deadline for the bidder's execution of the contract and delivery of all bonds, insurance, and other required contract documents to the City; holding the bidder in default if it fails to meet the deadlines; providing funding for construction services, materials engineering & testing, and contingency relating to Terminal A Restrooms Upgrade Project financed by the Airports Improvement Fund - **DISTRICT B - JACKSON**

### **Background:**

#### **Recommendation:**

Enact an ordinance approving and authorizing a Construction Contract with The Gonzalez Group, LP for the Terminal A Restrooms Upgrade Project at George Bush Intercontinental Airport/Houston (IAH) (Project No. 1009) and appropriating \$9,998,480.00 from the Airports Improvement Fund (8011).

#### **Specific Explanation:**

The Houston Airport System (HAS) is undertaking the phased renovation of public restrooms located in Terminal A at George Bush Intercontinental Airport/Houston (IAH). The improvements will enhance the overall passenger experience, modernize restroom standards, and help improve IAH's 4-Star rating.

The scope of work consists of the renovation of 25 existing Terminal A restrooms (nine men's, nine women's, and seven family rooms). The renovations include 9 janitor closets and one new assisted adult restroom on Level 2.

The work requires demolition of the existing interior finishes and interior architecture prior to the commencement of new work. The scope of work will include the following:

- Floor, wall, and ceiling finishes
- Counters, sinks, soap dispensers, tile back splash; mirrors
- Flooring

- Stall design
- New toilet accessories
- New signage
- Smart restroom accessories
- Mechanical, Engineering, and Plumbing renovation work; electrical, sprinkler system, and fire alarms
- Temporary Secure Construction screen walls
- ADA compliance

Construction will be executed in three phases and will be coordinated to minimize operational restrictions and passenger inconvenience.

All restrooms will be renovated based on the HAS Modular Restroom Guideline Standards within the HAS Design Standards Manual.

**Bids:**

An Invitation to Bid (ITB) was advertised in the *Houston Chronicle* April 5 and April 12, 2024. HAS also advertised the solicitation on the Airports Council International (ACI) website and through the *American Association of Airport Executives (AAAE) Aviation News Today* email publication distribution. Two bids were received and tabulated as follows:

| <b><u>Company</u></b>              | <b><u>Bid Total</u></b> |
|------------------------------------|-------------------------|
| <b>1. The Gonzalez Group, LP</b>   | <b>\$ 9,082,022.00</b>  |
| 2. Joeris General Contractors, LLC | \$ 9,426,000.00         |

The Gonzalez Group, LP is recommended for award based on its low responsive, responsible bid meeting specifications.

The term of this project is 750 calendar days.

Professional Engineering Design Services are provided by RDLR Architects, Inc.

**Project Costs:**

|                       |                                 |
|-----------------------|---------------------------------|
| \$9,082,022.00        | Construction Services           |
| \$ 908,202.00         | 10% Contingency                 |
| \$ 8,256.00           | Materials Engineering & Testing |
| <b>\$9,998,480.00</b> | <b>TOTAL</b>                    |

**FAA Federal Grant Program:**

A portion of the spending under this contract may be eligible for reimbursement by the Federal Aviation Administration (FAA) under the Airport Terminal Program (ATP).

**Materials Engineering & Testing Services:**

Materials Engineering and Testing Services are being provided as part of the existing contract with Terracon Consultants, Inc. under Contract Number 4600016497.

**Pay or Play:**

The proposed contract requires compliance with the City's "Pay or Play" ordinance regarding health benefits for employees of City contractors. In this case, the contractor will exercise the

“Play” option.

**Hire Houston First (HHF):**

Hire Houston First does not apply to this expenditure, because it involves the use of federal funds and is subject to specific procurement rules of the federal government.

**DBE Participation:**

The advertised DBE goal for this project is 7%. The Gonzalez Group, LP has committed to 7% DBE participation utilizing the following certified firm:

| <b>Firms</b>                      | <b>Type of Work</b> | <b>%</b>  |
|-----------------------------------|---------------------|-----------|
| Chavez Service Companies,<br>Inc. | Remodeling Services | 7%        |
|                                   | <b>TOTAL</b>        | <b>7%</b> |

**Capital Fiscal Note:**

No significant Fiscal Operating impact is anticipated as a result of this project.

**Director’s Signature:**

\_\_\_\_\_  
Jim Szczesniak  
Houston Airport System

**Amount and Source of Funding:**

\$9,998,480.00  
Airports Improvement Fund  
Fund 8011

**Contact Information:**

Todd Curry      281/233-1896  
Gary High        281/233-1987

**ATTACHMENTS:**

| <b>Description</b> | <b>Type</b>        |
|--------------------|--------------------|
| Signed Coversheet  | Signed Cover sheet |





**CITY OF HOUSTON - CITY COUNCIL**

Meeting Date:

District B

Item Creation Date: 9/20/2024

HAS – Construction Contract with The Gonzalez Group, LP for the Terminal A Restrooms Upgrade Project at IAH; Project No. 1009

Agenda Item#:

**Background:**

**Recommendation:**

Enact an ordinance approving and authorizing a Construction Contract with The Gonzalez Group, LP for the Terminal A Restrooms Upgrade Project at George Bush Intercontinental Airport/Houston (IAH) (Project No. 1009) and appropriating \$9,998,480.00 from the Airports Improvement Fund (8011).

**Specific Explanation:**

The Houston Airport System (HAS) is undertaking the phased renovation of public restrooms located in Terminal A at George Bush Intercontinental Airport/Houston (IAH). The improvements will enhance the overall passenger experience, modernize restroom standards, and help improve IAH's 4-Star rating.

The scope of work consists of the renovation of 25 existing Terminal A restrooms (nine men's, nine women's, and seven family rooms). The renovations include 9 janitor closets and one new assisted adult restroom on Level 2.

The work requires demolition of the existing interior finishes and interior architecture prior to the commencement of new work. The scope of work will include the following:

- Floor, wall, and ceiling finishes
- Counters, sinks, soap dispensers, tile back splash; mirrors
- Flooring
- Stall design
- New toilet accessories
- New signage
- Smart restroom accessories
- Mechanical, Engineering, and Plumbing renovation work; electrical, sprinkler system, and fire alarms
- Temporary Secure Construction screen walls
- ADA compliance

Construction will be executed in three phases and will be coordinated to minimize operational restrictions and passenger inconvenience.

All restrooms will be renovated based on the HAS Modular Restroom Guideline Standards within the HAS Design Standards Manual.

**Bids:**

An Invitation to Bid (ITB) was advertised in the *Houston Chronicle* April 5 and April 12, 2024. HAS also advertised the solicitation on the Airports Council International (ACI) website and through the *American Association of Airport Executives (AAAE) Aviation News Today* email publication distribution. Two bids were received and tabulated as follows:

| <b><u>Company</u></b>              | <b><u>Bid Total</u></b> |
|------------------------------------|-------------------------|
| 1. The Gonzalez Group, LP          | <b>\$ 9,082,022.00</b>  |
| 2. Joeris General Contractors, LLC | \$ 9,426,000.00         |

The Gonzalez Group, LP is recommended for award based on its low responsive, responsible bid meeting specifications.

The term of this project is 750 calendar days.

Professional Engineering Design Services are provided by RDLR Architects, Inc.

**Project Costs:**

|                       |  |
|-----------------------|--|
| \$9,082,022.00        | Construction Services                      |
| \$ 908,202.00         | 10% Contingency                            |
| <u>\$ 8,256.00</u>    | <b>Materials Engineering &amp; Testing</b> |
| <b>\$9,998,480.00</b> | <b>TOTAL</b>                               |

\$0,000,000.00 TOTAL

**FAA Federal Grant Program:**

A portion of the spending under this contract may be eligible for reimbursement by the Federal Aviation Administration (FAA) under the Airport Terminal Program (ATP) .

**Materials Engineering & Testing Services:**

Materials Engineering and Testing Services are being provided as part of the existing contract with Terracon Consultants, Inc. under Contract Number 4600016497.

**Pay or Play:**

The proposed contract requires compliance with the City's "Pay or Play" ordinance regarding health benefits for employees of City contractors. In this case, the contractor will exercise the "Play" option.

**Hire Houston First (HHF):**

Hire Houston First does not apply to this expenditure, because it involves the use of federal funds and is subject to specific procurement rules of the federal government.

**DBE Participation:**

The advertised DBE goal for this project is 7%. The Gonzalez Group, LP has committed to 7% DBE participation utilizing the following certified firm:

| <b>Firms</b>                   | <b>Type of Work</b> | <b>%</b>  |
|--------------------------------|---------------------|-----------|
| Chavez Service Companies, Inc. | Remodeling Services | 7%        |
|                                | <b>TOTAL</b>        | <b>7%</b> |

**Capital Fiscal Note:**

No significant Fiscal Operating impact is anticipated as a result of this project.

**Director's Signature:**

DocuSigned by:

*Jim Szczesniak*

219BB453A1504CE...

Jim Szczesniak  
Houston Airport System

DS  
GH

**Amount and Source of Funding:**

\$9,998,480.00  
Airports Improvement Fund  
Fund 8011

**Contact Information:**

Todd Curry 281/233-1896  
Gary High 281/233-1987



## CITY OF HOUSTON - CITY COUNCIL

Meeting Date: 10/8/2024

ALL

Item Creation Date:

LGL - Legal Services Agreement - Husch Blackwell LLP

Agenda Item#: 23.

### **Summary:**

ORDINANCE approving and authorizing Professional Services Agreement between City of Houston and **HUSCH BLACKWELL LLP** to provide Legal Services; establishing a maximum contract amount - \$172,000.00 - Property and Casualty Fund

### **Background:**

The City Attorney recommends City Council approve an ordinance authorizing a professional services agreement between the City of Houston ("City") and Husch Blackwell LLP ("Firm") with a maximum contract amount of \$172,000.00, to provide legal services in litigation regarding the challenge to the MBE portion of the City's MWSBE program. That lawsuit is styled Landscape Consultants of Texas, Inc., and Metropolitan Landscape Management, Inc. v. City of Houston and Midtown Management District, No. 4:23-cv-3516, in the United States District Court for the Southern District of Texas.

This contract will involve consulting with attorneys in preparing the City's defense strategy, assisting with discovery, responding to Plaintiffs' dispositive motion, preparing the City's dispositive motion, arguing dispositive motions, preparing expert reports, preparing for and presenting both fact and expert witness deposition testimony, reviewing and analyzing opposing parties' expert reports, and assisting with preparing for opposing expert deposition.

The City recommends Husch Blackwell LLP because the Firm is on the approved list of counsel.

**Hire Houston First:** This procurement is exempt from the City's Hire Houston First Ordinance based on the department's determination that compliance with the ordinance would unduly interfere with contract needs.

**Pay or Play:** The proposed contract requires compliance with the City's Pay or Play ordinance regarding health benefits for employees of City contractors. In this case, the Firm will Pay in compliance with City policy.

**MWBE Participation:** This professional services agreement has obtained a goal waiver from the Office of Business Opportunity.

**Fiscal Note:** Funding for this item is included in the FY25 Adopted Budget. Therefore, no Fiscal Note is required as stated in the Financial Policies.

---

Arturo G. Michel, City Attorney

---

Jedediah Greenfield, Chief Procurement Officer

| <b>Estimated Spending Authority</b> |               |                  |              |
|-------------------------------------|---------------|------------------|--------------|
| <b>DEPARTMENT</b>                   | <b>FY2025</b> | <b>OUT YEARS</b> | <b>TOTAL</b> |
| Legal Department                    | \$172,000.00  | \$0              | \$172,000.00 |

**Amount and Source of Funding:**

\$172,000.00  
Property and Casualty Fund  
Fund 1004

**Contact Information:**

Darah Eckert, (832) 393-6251  
Erin Gage, (832) 393-6446

**ATTACHMENTS:**

**Description**

Coversheet

**Type**

Signed Cover sheet



**CITY OF HOUSTON - CITY COUNCIL**

Meeting Date:

ALL

Item Creation Date:

LGL - Legal Services Agreement - Husch Blackwell LLP

Agenda Item#:

**Summary:**

ORDINANCE approving and authorizing a Professional Services Agreement between the City of Houston and **HUSCH BLACKWELL LLP** to provide Legal Services; establishing a maximum contract amount - \$172,000.00 - Property and Casualty Fund

**Background:**

The City Attorney recommends City Council approve an ordinance authorizing a professional services agreement between the City of Houston ("City") and Husch Blackwell LLP ("Firm") with a maximum contract amount of \$172,000.00, to provide legal services in litigation regarding the challenge to the MBE portion of the City's MWSBE program. That lawsuit is styled Landscape Consultants of Texas, Inc., and Metropolitan Landscape Management, Inc. v. City of Houston and Midtown Management District, No. 4:23-cv-3516, in the United States District Court for the Southern District of Texas.

This contract will involve consulting with attorneys in preparing the City's defense strategy, assisting with discovery, responding to Plaintiffs' dispositive motion, preparing the City's dispositive motion, arguing dispositive motions, preparing expert reports, preparing for and presenting both fact and expert witness deposition testimony, reviewing and analyzing opposing parties' expert reports, and assisting with preparing for opposing expert deposition.

The City recommends Husch Blackwell LLP because the Firm is on the approved list of counsel.

**Hire Houston First:** This procurement is exempt from the City's Hire Houston First Ordinance based on the department's determination that compliance with the ordinance would unduly interfere with contract needs.

**Pay or Play:** The proposed contract requires compliance with the City's Pay or Play ordinance regarding health benefits for employees of City contractors. In this case, the Firm will Pay in compliance with City policy.

**MWBE Participation:** This professional services agreement has obtained a goal waiver from the Office of Business Opportunity.

**Fiscal Note:** Funding for this item is included in the FY25 Adopted Budget. Therefore, no Fiscal Note is required as stated in the Financial Policies.

DocuSigned by:

074157648964440

Arturo G. Michel, City Attorney 9/16/2024

DocuSigned by:

16411844972611

Jedediah Greenfield, Chief Procurement Officer 9/17/2024

| Estimated Spending Authority |              |           |              |
|------------------------------|--------------|-----------|--------------|
| DEPARTMENT                   | FY2025       | OUT YEARS | TOTAL        |
| Legal Department             | \$172,000.00 | \$0       | \$172,000.00 |

**Amount and Source of Funding:**

\$172,000.00  
Property and Casualty Fund  
Fund 1004

**Contact Information:**

Darah Eckert, (832) 393-6251  
Erin Gage, (832) 393-6446

**ATTACHMENTS:**

**Description**

Affidavit of Ownership  
POP  
MWBE Goal Waiver  
Consolidated Memo 19 Panel Selections  
RCA  
Ordinance  
Agreement for Professional Legal Services - signed

**Type**

Backup Material  
Backup Material  
Backup Material  
Backup Material  
Signed Cover sheet  
Ordinance/Resolution/Motion  
Contract/Exhibit



## CITY OF HOUSTON - CITY COUNCIL

Meeting Date: 10/8/2024

ALL

Item Creation Date: 8/8/2024

DOC1016216870 - Electrical Maintenance, Repair,  
Automation Support and Technical Services (Boyer, Inc.) -  
ORDINANCE

Agenda Item#: 24.

### **Summary:**

ORDINANCE approving and awarding Contract between City of Houston and **BOYER, INC** for Electrical Maintenance, Repair, Automation Support, and Technical Services for Houston Public Works; providing a maximum contract amount - 3 Years with 2 one-year options - \$25,477,455.00 - Enterprise Fund

### **Background:**

**Best Value Bids received April 25, 2024, for P05-DOC1016216870 – Approve an ordinance awarding a contract to Boyer, Inc. in the maximum contract amount of \$25,477,455.00 for electrical maintenance, repair, automation support, and technical services for three (3) year contract term, with two (2) one-year options for Houston Public Works.**

### **Specific Explanation:**

The Chief Procurement Officer and the Chief Operating Officer of Houston Public Works (HPW) recommend that City Council approve an ordinance awarding a **three (3) year contract, with two (2) one-year options** to **Boyer, Inc.** in the maximum contract amount of **\$25,477,455.00** for electrical maintenance, repair, automation support and technical services for Houston Public works.

The scope of work requires the contractor to provide electrical maintenance, repair, automation support, and technical services for the City's water and wastewater treatment facilities. These services will improve the facilities' operation, efficiency, availability, and regulatory compliance.

The Best Value Bid (BVB) was advertised in accordance with the requirements of the State of Texas bid laws, and as a result, best value bids were received from the following four (4) firms:

| <u>Company</u>                  | <u>Total Amount</u> |                      |
|---------------------------------|---------------------|----------------------|
| 1. Boyer, Inc.                  | \$25,477,455.00     | (Best qualified bid) |
| 2. Excel Pro-Solution LLC       | \$30,152,912.10     |                      |
| 3. Texas Process Automation LLC | \$23,850,260.00     |                      |
| 4. Wingo Service Company, Inc.  | \$25,799,855.08     |                      |

The evaluation committee consisted of employees from Houston Public Works, the Houston

Airport System, and the General Services Department. A financial review of the Vendors was conducted, and the best-value bids were evaluated based on the following criteria:

- Experience and Expertise
- Past Performance
- Pricing

The bid from Boyer, Inc. was deemed the most qualified bid.

**M/WBE Subcontracting:**

The BVB was advertised with a 5% goal for M/WBE participation. Boyer, Inc. has designated the company below as its certified M/WBE subcontractor.

| <b>Name</b>  | <b>Type of Work</b>   | <b>Percentage</b> |
|--------------|---|-------------------|
| LD2 Services | General merchandise, nondurable goods, merchant wholesalers | 5%                |

**Pay or Play Program:**

The proposed contract requires compliance with the City's Pay or Play ordinance regarding health benefits for employees of City contractors. In this case, Boyer Inc. will pay into the Contractor Responsibility Fund.

**Hire Houston First:**

The proposed contract requires compliance with the City's 'Hire Houston First' (HHF) ordinance that promotes economic opportunity for Houston businesses and supports job creation. In this case, Boyer, Inc. does not meet the requirements for HHF designation; no HHF firms were within three percent.

**Fiscal Note:**

Funding for this item is included in the FY2025 Adopted Budget. Therefore, no Fiscal Note is required as stated in the Financial Policies.

\_\_\_\_\_  
 Jedediah Greenfield, Chief Procurement Officer  
 Finance/Strategic Procurement Division

\_\_\_\_\_  
 Randall V. Macchi, Chief Operating Officer  
 Houston Public Works

**ESTIMATED SPENDING AUTHORITY**

| <b>Department</b>    | <b>FY25</b>    | <b>Out-Years</b> | <b>Total Amount</b> |
|----------------------|----------------|------------------|---------------------|
| Houston Public Works | \$1,425,000.00 | \$24,052,455.00  | \$25,477,455.00     |

**Amount and Source of Funding:**

\$ 25,477,455.00



Water and Sewer System Operating Fund  
Fund 8300

**Contact Information:**

Erika Lawton, Division Manager

SPD/HPW (832) 395-2833

Brian Blum, Assistant Director

HPW/PFW (832) 395-2717

Carolyn Hanahan, Assistant Chief Policy Officer

Finance/SPD (832) 393-9127

Jedediah Greenfield, Chief Procurement Officer

Finance/SPD (832) 393-9126

**ATTACHMENTS:**

**Description**

Coversheet

**Type**

Signed Cover sheet



**CITY OF HOUSTON - CITY COUNCIL**

Meeting Date:

ALL

Item Creation Date: 8/8/2024

DOC1016216870 - Electrical Maintenance, Repair, Automation Support and Technical Services (Boyer, Inc.) - ORDINANCE

Agenda Item#:

**Background:**

**Best Value Bids received April 25, 2024, for P05-DOC1016216870 – Approve an ordinance awarding a contract to Boyer, Inc. in the maximum contract amount of \$25,477,455.00 for electrical maintenance, repair, automation support, and technical services for three (3) year contract term, with two (2) one-year options for Houston Public Works.**

**Specific Explanation:**

The Chief Procurement Officer and the Chief Operating Officer of Houston Public Works (HPW) recommend that City Council approve an ordinance awarding a **three (3) year contract, with two (2) one-year options** to **Boyer, Inc.** in the maximum contract amount of **\$25,477,455.00** for electrical maintenance, repair, automation support and technical services for Houston Public works.

The scope of work requires the contractor to provide electrical maintenance, repair, automation support, and technical services for the City's water and wastewater treatment facilities. These services will improve the facilities' operation, efficiency, availability, and regulatory compliance.

The Best Value Bid (BVB) was advertised in accordance with the requirements of the State of Texas bid laws, and as a result, best value bids were received from the following four (4) firms:

| <u>Company</u>                  | <u>Total Amount</u>    |                             |
|---------------------------------|------------------------|-----------------------------|
| 1. <b>Boyer, Inc.</b>           | <b>\$25,477,455.00</b> | <b>(Best qualified bid)</b> |
| 2. Excel Pro-Solution LLC       | \$30,152,912.10        |                             |
| 3. Texas Process Automation LLC | \$23,850,260.00        |                             |
| 4. Wingo Service Company, Inc.  | \$25,799,855.08        |                             |

The evaluation committee consisted of employees from Houston Public Works, the Houston Airport System, and the General Services Department. A financial review of the Vendors was conducted, and the best-value bids were evaluated based on the following criteria:

- Experience and Expertise
- Past Performance
- Pricing

The bid from Boyer, Inc. was deemed the most qualified bid.

**M/WBE Subcontracting:**

The BVB was advertised with a 5% goal for M/WBE participation. Boyer, Inc. has designated the company below as its certified M/WBE subcontractor.

| <u>Name</u>  | <u>Type of Work</u>   | <u>Percentage</u> |
|--------------|---|-------------------|
| LD2 Services | General merchandise, nondurable goods, merchant wholesalers | 5%                |

**Pay or Play Program:**

The proposed contract requires compliance with the City's Pay or Play ordinance regarding health benefits for employees of City contractors. In this case, Boyer Inc. will pay into the Contractor Responsibility Fund.

**Hire Houston First:**

The proposed contract requires compliance with the City's 'Hire Houston First' (HHF) ordinance that promotes economic opportunity for Houston businesses and supports job creation. In this case, Boyer, Inc. does not meet the requirements for HHF designation; no HHF firms were within three percent.


**Fiscal Note:**

Funding for this item is included in the FY2025 Adopted Budget. Therefore, no Fiscal Note is required as stated in the Financial Policies.

9/5/2024


DocuSigned by:  
  
 6121834A077C41A...

Jedediah Greenfield, Chief Procurement Officer  
 Finance/Strategic Procurement Division

DocuSigned by:  
  
 BE463EF0DF454EB...

Randall V. Macchi, Chief Operating Officer  
 Houston Public Works

9/6/2024

DS  


**ESTIMATED SPENDING AUTHORITY**

| Department           | FY25           | Out-Years       | Total Amount    |
|----------------------|----------------|-----------------|-----------------|
| Houston Public Works | \$1,425,000.00 | \$24,052,455.00 | \$25,477,455.00 |

**Amount and Source of Funding:**

\$ 25,477,455.00 - Water and Sewer System Operating Fund (8300)

**Contact Information:**

|   |             |                |
|---|-------------|----------------|
| Erika Lawton, Division Manager                  | SPD/HPW     | (832) 395-2833 |
| Brian Blum, Assistant Director                  | HPW/PFW     | (832) 395-2717 |
| Carolyn Hanahan, Assistant Chief Policy Officer | Finance/SPD | (832) 393-9127 |
| Jedediah Greenfield, Chief Procurement Officer  | Finance/SPD | (832) 393-9126 |

**ATTACHMENTS:**

| Description                                    | Type                  |
|--|-----------------------|
| DOC1016216870 - Attachment A                   | Financial Information |
| DOC1016216870 - Ownership form                 | Backup Material       |
| DOC1016216870 - Clear Tax Report               | Backup Material       |
| DOC1016216870 - Drug Forms                     | Backup Material       |
| DOC1016216870 - Form 1295                      | Backup Material       |
| DOC1016216870 - POP forms                      | Backup Material       |
| DOC1016216870 - MWBE Plan and Letter of Intent | Backup Material       |
| DOC1016216870 - OA Screenshot                  | Backup Material       |
| DOC1016216870 - Insurance and AM Best          | Signed Cover sheet    |
| DOC1016216870 - Conflict of Interest           | Signed Cover sheet    |
| Budget vs Actual DOC1016216870                 | Financial Information |



## CITY OF HOUSTON - CITY COUNCIL

Meeting Date: 10/8/2024

ALL

Item Creation Date: 7/26/2024

T29040.A1 - Seasonal Interior Design Services (Always In Season Decorating Services, Inc.) - ORDINANCE

Agenda Item#: 25.

### **Summary:**

ORDINANCE amending Ordinance No. 2019-857 to increase maximum contract amount for agreement between City of Houston and **ALWAYS IN SEASON DECORATING SERVICES, INC** for Seasonal Interior Design Services for the Houston Airport System - \$158,258.98 - Enterprise Fund

### **Background:**

S72-T29040.A1 – Approve an amending ordinance to Ordinance No. 2019-875, approved on November 7, 2019, to increase the maximum contract amount from \$957,725.90 to \$1,115,984.88 for the contract (4600015782) between the City of Houston and Always In Season Decorating Services, Inc. for the seasonal interior design services for the Houston Airport System.

### **Specific Explanation:**

The Director of the Houston Airport System and the Chief Procurement Officer recommend that the City Council approve an amending ordinance to increase the maximum contract amount from \$957,725.90 to \$1,115,984.88 for the contract between the City of Houston and Always In Season Decorating Services, Inc. for the seasonal interior design services for the Houston Airport System.

The contract was awarded on November 7, 2019, by Ordinance No. 2019-875 for a three-year term with two one-year options in the amount of \$957,725.90. Expenditures as of July 10, 2024, total \$911,534.78. The contract incurred expenditures at a higher rate than anticipated due to needing time outside of the initial contract term. Funds will be used to complete a meticulously planned installation for the December 2024 season, ensuring a seamless and timely execution of the project.

The scope of work requires the contractor to provide all labor, personnel, management, supervision, replacement parts, equipment, tools, materials, and supplies required for seasonal interior design.

Locations for a display period begin the second week in November and end the second week in January of each year. The locations include only the following Terminal areas of the airport:

### **George Bush Intercontinental Airport (IAH)**

1. Terminal A, 2800 North Terminal Rd, Houston, TX 77032

2. Terminal D, 3700 North Terminal Rd, Houston, TX 77032

**William P. Hobby Airport (HOU)**

1. Terminal, 7800 Airport Blvd, Houston, TX 77051

**MWBE Participation:**

The contract was awarded with a 5% MWBE participation Level. Currently, Always In Season Decorating Services, Inc. is achieving 5% of the required MWBE goal.

**Pay or Play Program:**

The Proposed Contract requires compliance with the City’s “Pay or Play” ordinance regarding health benefits for employees of City contractors. In this case, the contractors provide health benefits to eligible employees in compliance with City policy.

**Fiscal Note:**

Funding for this item is included in the FY2025 Adopted Budget. Therefore, no Fiscal Note is required as stated in the Financial Policies.

|   |   |
|---|---|
| <b>Jedediah Greenfield</b><br>Chief Procurement Officer | <b>Department Approval Authority</b><br>Signature |
|---|---|

| Estimated Spending Authority |              |           |              |
|------------------------------|--------------|-----------|--------------|
| Department                   | FY2025       | Out-Years | Total        |
| Houston Airport System       | \$158,258.98 | \$0.00    | \$158,258.98 |

**Prior Council Action:**

Ordinance No. 2019-857, passed November 7, 2019

**Amount and Source of Funding:**

\$158,258.98  
HAS Revenue Fund  
Fund 8001

**Contact Information:**

| Name  | Dept/Division | Phone No.:     |
|---|---------------|----------------|
| Barbara Fisher, Division Manager                | Finance/SPD   | (832) 393-8722 |
| Carolyn Hanahan, Assistant Chief Policy Officer | Finance /SPD  | (832) 393-9127 |
| Jedediah Greenfield, Chief Procurement Officer  | Finance/SPD   | (832) 393-9126 |

**ATTACHMENTS:**

| Description | Type               |
|-------------|--------------------|
| Coversheet  | Signed Cover sheet |



**CITY OF HOUSTON - CITY COUNCIL**

Meeting Date: 10/8/2024

ALL

Item Creation Date: 7/26/2024

T29040.A1 - Seasonal Interior Design Services (Always In Season Decorating Services, Inc.) - ORDINANCE

Agenda Item#: 26.

**Summary:**

ORDINANCE amending Ordinance No. 2019-857 to increase maximum contract amount for agreement between City of Houston and **ALWAYS IN SEASON DECORATING SERVICES, INC** for Seasonal Interior Design Services for the Houston Airport System - \$158,258.98 - Enterprise Fund

**Background:**

S72-T29040.A1 – Approve an amending ordinance to Ordinance No. 2019-875, approved on November 7, 2019, to increase the maximum contract amount from \$957,725.90 to \$1,115,984.88 for the contract (4600015782) between the City of Houston and Always In Season Decorating Services, Inc. for the seasonal interior design services for the Houston Airport System.

**Specific Explanation:**

The Director of the Houston Airport System and the Chief Procurement Officer recommend that the City Council approve an amending ordinance to increase the maximum contract amount from \$957,725.90 to \$1,115,984.88 for the contract between the City of Houston and Always In Season Decorating Services, Inc. for the seasonal interior design services for the Houston Airport System.

The contract was awarded on November 7, 2019, by Ordinance No. 2019-875 for a three-year term with two one-year options in the amount of \$957,725.90. Expenditures as of July 10, 2024, total \$911,534.78. The contract incurred expenditures at a higher rate than anticipated due to needing time outside of the initial contract term. Funds will be used to complete a meticulously planned installation for the December 2024 season, ensuring a seamless and timely execution of the project.

The scope of work requires the contractor to provide all labor, personnel, management, supervision, replacement parts, equipment, tools, materials, and supplies required for seasonal interior design.

Locations for a display period begin the second week in November and end the second week in January of each year. The locations include only the following Terminal areas of the airport:

**George Bush Intercontinental Airport (IAH)**

- 1. Terminal A, 2800 North Terminal Rd, Houston, TX 77032
- 2. Terminal D, 3700 North Terminal Rd, Houston, TX 77032

**William P. Hobby Airport (HOU)**

- 1. Terminal, 7800 Airport Blvd, Houston, TX 77051

**MWBE Participation:**

The contract was awarded with a 5% MWBE participation Level. Currently, Always In Season Decorating Services, Inc. is achieving 5% of the required MWBE goal.

**Pay or Play Program:**

The Proposed Contract requires compliance with the City's "Pay or Play" ordinance regarding health benefits for employees of City contractors. In this case, the contractors provide health benefits to eligible employees in compliance with City policy.

**Fiscal Note:**

Funding for this item is included in the FY2025 Adopted Budget. Therefore, no Fiscal Note is required as stated in the Financial Policies.

DocuSigned by:  
*Candice Gambrell*  
 0EEA3CC0243B4F9...

for

|  |  |
|--|--|
| <b>Jedediah Greenfield</b><br><b>Chief Procurement Officer</b> | <b>Department Approval Authority</b><br><b>Signature</b> |
|--|--|

9/26/2024

| <b>Estimated Spending Authority</b> |               |                  |              |
|-------------------------------------|---------------|------------------|--------------|
| <b>Department</b>                   | <b>FY2025</b> | <b>Out-Years</b> | <b>Total</b> |
| Houston Airport System              | \$158,258.98  | \$0.00           | \$158,258.98 |

**Prior Council Action:**

Ordinance No. 2019-857, passed November 7, 2019

**Amount and Source of Funding:**

**\$158,258.98**

HAS Revenue Fund  
Fund 8001

**Contact Information:**

| <b>Name</b>                                     | <b>Dept/Division</b> | <b>Phone No.:</b> |
|---|----------------------|-------------------|
| Barbara Fisher, Division Manager                | Finance/SPD          | (832) 393-8722    |
| Carolyn Hanahan, Assistant Chief Policy Officer | Finance /SPD         | (832) 393-9127    |
| Jedediah Greenfield, Chief Procurement Officer  | Finance/SPD          | (832) 393-9126    |

**ATTACHMENTS:**

| <b>Description</b>          | <b>Type</b>                 |
|-----------------------------|-----------------------------|
| MWBE Verification Form      | Backup Material             |
| Delinquent Tax Report       | Backup Material             |
| POP Forms                   | Backup Material             |
| Drug Forms                  | Backup Material             |
| Ownership Information Forms | Backup Material             |
| Original Contract           | Backup Material             |
| Original Ordinance          | Backup Material             |
| Previous RCA                | Backup Material             |
| Signed Ordinance            | Ordinance/Resolution/Motion |
| Fund Reservation            | Financial Information       |
| COF                         | Financial Information       |
| Funding Verification        | Financial Information       |



## CITY OF HOUSTON - CITY COUNCIL

Meeting Date: 10/8/2024

ALL

Item Creation Date: 11/16/2023

T29179.A1 - Advanced Metering Infrastructure System  
(SENSUS USA Incorporated) - ORDINANCE

Agenda Item#: 26.

### **Summary:**

ORDINANCE appropriating \$2,000,000.00 out of Dedicated Drainage and Street Renewal Capital Fund - Drainage Charge and \$14,054,610.00 out of Water & Sewer System Consolidated Construction Fund as an additional appropriation to contract between City of Houston and **SENSUS USA, INC** for installation of an Advanced Metering Infrastructure System for Houston Public Works (as approved by Ordinance No. 2020-0992)

### **Background:**

**P34-T29179.A1 – Approve an ordinance authorizing an additional appropriation of \$14,054,610.00 out of the Water and Sewer System Consolidated Construction Fund (8500) and \$2,000,000.00 out of the Dedicated Drainage and Street Renewal Capital Fund – Drainage Charge (4042), for an existing contract with Sensus USA, Inc., in the maximum contract amount of \$38,038,976.95 and amending Ordinance Number 2020-992, (passed November 18, 2020) for the installation of an Advanced Metering Infrastructure (AMI) system for Houston Public Works.**

### **Specific Explanation:**

The Chief Operating Officer of Houston Public Works (HPW) and the Chief Procurement Officer recommend that City Council authorize an **additional appropriation of \$16,054,610.00** out of the Water and Sewer System Consolidated Construction Fund and Dedicated Drainage and Street Renewal Capital Fund – Drainage Charge for an existing contract with **Sensus USA, Inc.**, authorized by City Council under Ordinance No. 2020-992, for the installation of the Advanced Metering Infrastructure (AMI) system.

The contract was awarded on November 18, 2020, by Ordinance No. 2020-992 for a ten (10) year term, in the amount not to exceed \$38,038,976.95 with an initial funding amount of \$18,592,348.99. The contract term is from November 20, 2020, through November 20, 2030. Expenditures as of August 21, 2024, totaled \$18,483,598.99.

The scope of work requires the contractor to provide all tools, materials, equipment, labor, training, and supervision necessary for the Sensus AMI network and Software as a Service (SaaS). Software maintenance and upgrades are covered under the terms of the SaaS service agreement. Installation of the individual meter reading devices/infrastructure will be completed by HPW field personnel and/or contractors. This service, which the Texas Commission on Environmental Quality (TCEQ) and Environmental Protection Agency (EPA) require, minimizes the risk of loss of life and property due to flooding during extreme weather events.



The Department will also purchase equipment and services included in the contract with Sensus USA Inc. to implement a flood monitoring system that leverages the communications platform deployed as part of the advanced metering infrastructure system. This work builds upon a successful pilot deployment conducted in 2022.

**MWBE Participation:**

The contract was awarded a 1.9% MWBE goal participation level. Sensus USA Inc. is currently attaining 5.4% as of August 21,2024. The Office of Business Opportunity will continue to monitor the goal progress.

**Fiscal Note:**

No significant Fiscal Operating impact is anticipated as a result of this project.

---

Jedediah Greenfield, Chief Procurement Officer  
Finance/Strategic Procurement Division

---

Randall Macchi, Chief Operating Officer  
Houston Public Works

| <b>Estimated Spending Authority</b> |                 |           |                 |
|-------------------------------------|-----------------|-----------|-----------------|
| Department                          | FY25            | Out Years | Total           |
| Houston Public Works                | \$16,054,610.00 | \$0.00    | \$16,054,610.00 |

**Prior Council Action:**

Ordinance 2020-992; Passed November 17, 2020.

**Amount and Source of Funding:**

\$14,054,610.00 - Water and Sewer System Consolidated Construction Fund (8500)  
\$ 2,000,000.00 – Dedicated Drainage and Street Renewal Fund Capital - Drainage Charge Fund (4042)

---

**\$16,054,610.00 - TOTAL**

**Contact Information:**

|   |             |                |
|---|-------------|----------------|
| Erika Lawton, Division Manager                  | HPW/PFW     | (832) 395-2833 |
| Brian Blum, Assistant Director                  | HPW/PFW     | (832) 395-2717 |
| Carolyn Hanahan, Assistant Chief Policy Officer | Finance/SPD | (832) 393-9127 |
| Jedediah Greenfield, Chief Procurement Officer  | Finance/SPD | (832) 393-9126 |

**ATTACHMENTS:**

| <b>Description</b>   | <b>Type</b>        |
|----------------------|--------------------|
| Coversheet (revised) | Signed Cover sheet |



**CITY OF HOUSTON - CITY COUNCIL**

Meeting Date:

ALL

Item Creation Date: 11/16/2023

T29179.A1 - Advanced Metering Infrastructure System (SENSUS USA Incorporated) -  
ORDINANCE

Agenda Item#:

**Background:**

**P34-T29179.A1 – Approve an ordinance authorizing an additional appropriation of \$14,054,610.00 out of the Water and Sewer System Consolidated Construction Fund (8500) and \$2,000,000.00 out of the Dedicated Drainage and Street Renewal Capital Fund – Drainage Charge (4042), for an existing contract with Sensus USA, Inc., in the maximum contract amount of \$38,038,976.95 and amending Ordinance Number 2020-992, (passed November 18, 2020) for the installation of an Advanced Metering Infrastructure (AMI) system for Houston Public Works.**

**Specific Explanation:**

The Chief Operating Officer of Houston Public Works (HPW) and the Chief Procurement Officer recommend that City Council authorize an **additional appropriation of \$16,054,610.00** out of the Water and Sewer System Consolidated Construction Fund and Dedicated Drainage and Street Renewal Capital Fund – Drainage Charge for an existing contract with **Sensus USA, Inc.**, authorized by City Council under Ordinance No. 2020-992, for the installation of the Advanced Metering Infrastructure (AMI) system.

The contract was awarded on November 18, 2020, by Ordinance No. 2020-992 for a ten (10) year term, in the amount not to exceed \$38,038,976.95 with an initial funding amount of \$18,592,348.99. The contract term is from November 20, 2020, through November 20, 2030. Expenditures as of August 21, 2024, totaled \$18,483,598.99.

The scope of work requires the contractor to provide all tools, materials, equipment, labor, training, and supervision necessary for the Sensus AMI network and Software as a Service (SaaS). Software maintenance and upgrades are covered under the terms of the SaaS service agreement. Installation of the individual meter reading devices/infrastructure will be completed by HPW field personnel and/or contractors. This service, which the Texas Commission on Environmental Quality (TCEQ) and Environmental Protection Agency (EPA) require, minimizes the risk of loss of life and property due to flooding during extreme weather events.

The Department will also purchase equipment and services included in the contract with Sensus USA Inc. to implement a flood monitoring system that leverages the communications platform deployed as part of the advanced metering infrastructure system. This work builds upon a successful pilot deployment conducted in 2022.

**MWBE Participation:**

The contract was awarded a 1.9% MWBE goal participation level. Sensus USA Inc. is currently attaining 5.4% as of August 21, 2024. The Office of Business Opportunity will continue to monitor the goal progress.

**Fiscal Note:**

No significant Fiscal Operating impact is anticipated as a result of this project.

9/13/2024

DocuSigned by:  
  
6124834A077C41A...  
Jedediah Greenfield, Chief Procurement Officer  
Finance/Strategic Procurement Division

DocuSigned by:  
  
BE463EF0DF454EB...  
Randall Macchi, Chief Operating Officer  
Houston Public Works

9/18/2024

DS

| Estimated Spending Authority |                 |           |                 |
|------------------------------|-----------------|-----------|-----------------|
| Department                   | FY25            | Out Years | Total           |
| Houston Public Works         | \$16,054,610.00 | \$0.00    | \$16,054,610.00 |

**Prior Council Action:**

Ordinance 2020-992; Passed November 17, 2020.

**Amount and Source of Funding:**

\$14,054,610.00 - Water and Sewer System Consolidated Construction Fund (8500)  
\$ 2,000,000.00 – Dedicated Drainage and Street Renewal Fund Capital - Drainage Charge Fund (4042)

**\$16,054,610.00 - TOTAL**

**Contact Information:**

|   |             |                |
|---|-------------|----------------|
| Erika Lawton, Division Manager                  | HPW/PFW     | (832) 395-2833 |
| Brian Blum, Assistant Director                  | HPW/PFW     | (832) 395-2717 |
| Carolyn Hanahan, Assistant Chief Policy Officer | Finance/SPD | (832) 393-9127 |
| Jedediah Greenfield, Chief Procurement Officer  | Finance/SPD | (832) 393-9126 |

**ATTACHMENTS:**

| <b>Description</b>                  | <b>Type</b>           |
|-------------------------------------|-----------------------|
| T29179 - Signed Contract            | Backup Material       |
| T29179 - Original Signed RCA        | Backup Material       |
| 2020-992 Original Ordinance         | Backup Material       |
| T29179.A1 Ownership Form            | Backup Material       |
| T29179.A1 MWBE Status               | Backup Material       |
| T29179.A1 Conflict of Interest Form | Backup Material       |
| T29179.A1 Tax Report                | Backup Material       |
| T29179.A1 - M-430241-0015-5 Form A  | Financial Information |
| T29179.A1 - S-000956-0010-5 Form A  | Financial Information |



## CITY OF HOUSTON - CITY COUNCIL

Meeting Date: 10/8/2024

District I

Item Creation Date: 9/30/2024

COPY 25CONS598 – First Amendment to Construction  
Contract – Restocon Corporation – City Hall Annex Garage  
Waterproofing

Agenda Item#: 27.

### **Summary:**

ORDINANCE appropriating \$99,000.00 out of General Improvement Consolidated Construction Fund; and approving First Amendment between the City of Houston and **RESTOCON CORPORATION** for the City Hall Annex Garage Waterproofing Project - **DISTRICT I - MARTINEZ**

### **Background:**

**RECOMMENDATION:** The General Services Department recommends City Council (1) appropriate an additional sum of \$99,000.00 to the construction contract with Restocon Corporation and (2) approve a First Amendment to the construction contract with Restocon Corporation to increase the Director's authority to approve Change Orders up to 25% of the original contract price for the City Hall Annex Garage Waterproofing project.

**SPECIFIC EXPLANATION:** On July 10, 2024, by Ordinance No. 2024-509, City Council awarded a construction contract to Restocon Corporation and appropriated \$748,038.45 for construction services, including a 10% contingency, for the City Hall Annex Garage Waterproofing project.

During construction, the contractor discovered more than anticipated deteriorated concrete on the garage ground level, entry, and exit ramps. Due to this discovery, additional concrete repair is necessary prior to completing waterproofing of the garage.

**PROJECT LOCATION:** 900 Bagby Street, Houston, TX 77002

**M/WBE PARTICIPATION:** No City M/WBE participation goal was established for this project as the contract amount does not exceed the threshold of \$1,000,000.00 required for goal-oriented contracts per Section §15-82 of the City Code of Ordinances.

**FISCAL NOTE:** No significant Fiscal Operating impact is anticipated as a result of this project.

**WBS No:** D-000166-0005

**DIRECTOR'S SIGNATURE/DATE:**

---

C. J. Messiah, Jr.  
General Services Department

**Prior Council Action:**

Ordinance No. 2024-509; Dated July 10, 2024

**Amount and Source of Funding:**

**Appropriate:**

\$99,000.00 General Improvement Consolidated Construction Fund (4509)

Previous Funding:

\$ 748,038.45 - General Improvement Consolidated Construction Fund (4509)

-

**Contact Information:**

Enid M. Howard

Council Liaison

**Phone:** 832.393.8023

**ATTACHMENTS:**

**Description**

Signed Coversheet

Maps

**Type**

Signed Cover sheet

Backup Material



**CITY OF HOUSTON - CITY COUNCIL**

Meeting Date: 10/8/2024

District I

Item Creation Date: 9/30/2024

25CONS598 – First Amendment to Construction Contract – Restocon Corporation – City  
Hall Annex Garage Waterproofing

Agenda Item#: 42.

**Summary:**

**NOT A REAL CAPTION**

ORDINANCE appropriating an additional sum of \$99,000.00 out of General Improvement Consolidated Construction Fund and approving a First Amendment to contract with **RESTOCON CORPORATION** for the City Hall Annex Garage Waterproofing project - **DISTRICT I - MARTINEZ**

**Background:**

**RECOMMENDATION:** The General Services Department recommends City Council (1) appropriate an additional sum of \$99,000.00 to the construction contract with Restocon Corporation and (2) approve a First Amendment to the construction contract with Restocon Corporation to increase the Director's authority to approve Change Orders up to 25% of the original contract price for the City Hall Annex Garage Waterproofing project.

**SPECIFIC EXPLANATION:** On July 10, 2024, by Ordinance No. 2024-509, City Council awarded a construction contract to Restocon Corporation and appropriated \$748,038.45 for construction services, including a 10% contingency, for the City Hall Annex Garage Waterproofing project.

During construction, the contractor discovered more than anticipated deteriorated concrete on the garage ground level, entry, and exit ramps. Due to this discovery, additional concrete repair is necessary prior to completing waterproofing of the garage.


**PROJECT LOCATION:** 900 Bagby Street, Houston, TX 77002

**M/WBE PARTICIPATION:** No City M/WBE participation goal was established for this project as the contract amount does not exceed the threshold of \$1,000,000.00 required for goal-oriented contracts per Section §15-82 of the City Code of Ordinances.

**FISCAL NOTE:** No significant Fiscal Operating impact is anticipated as a result of this project.

**WBS No:** D-000166-0005

**DIRECTOR'S SIGNATURE/DATE:**

DocuSigned by:  
 10/1/2024  
C. J. Messiah, Jr.  
General Services Department

**Prior Council Action:**

Ordinance No. 2024-509; Dated July 10, 2024

**Amount and Source of Funding:**

**Appropriate:**

\$99,000.00 General Improvement Consolidated Construction Fund (4509)

Previous Funding:

\$ 748,038.45 - General Improvement Consolidated Construction Fund (4509)

-

**Contact Information:**

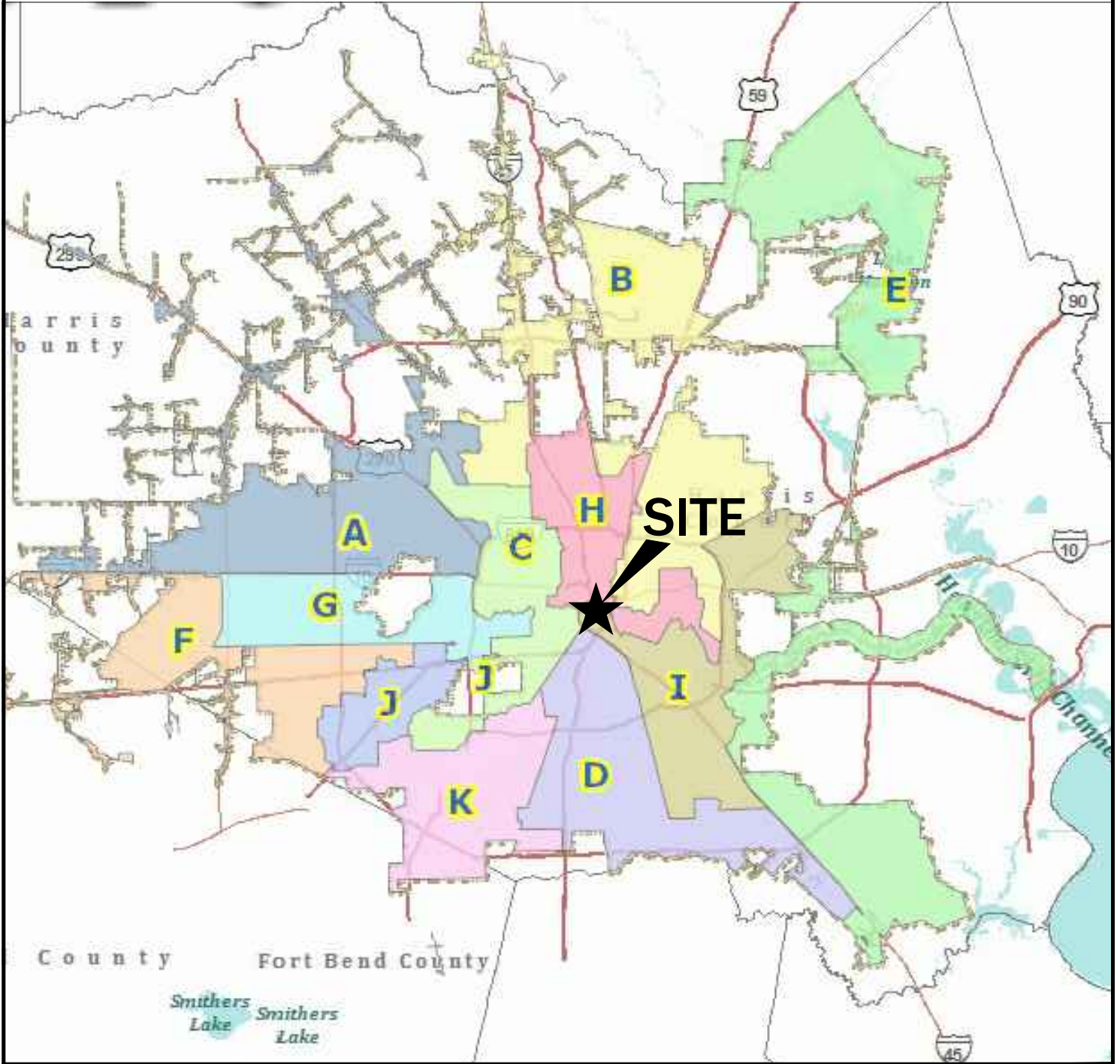
Enid M. Howard

Council Liaison

**Phone:** 832.393.8023

<sup>DS</sup>  
EH

CITY OF HOUSTON  
HARRIS COUNTY, TEXAS

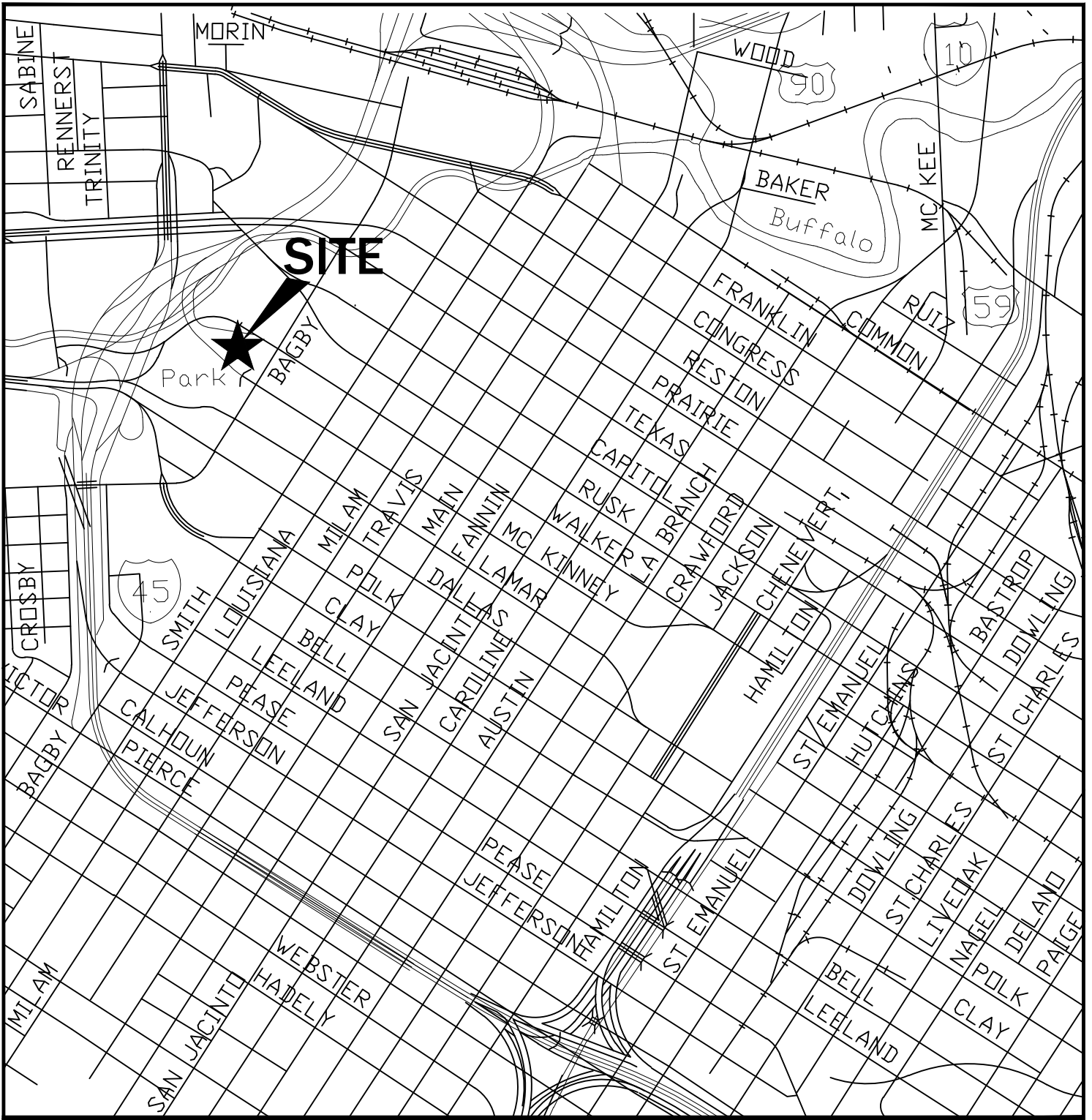


**CITY HALL ANNEX GARAGE WATERPROOFING  
900 BAGBY ST. HOUSTON, TX 77002**

COUNCIL DISTRICT "I"

KEY MAP NO. 493 L





**CITY HALL ANNEX GARAGE WATERPROOFING  
900 BAGBY ST. HOUSTON, TX 77002**

COUNCIL DISTRICT "I"

KEY MAP NO. 493 L



## CITY OF HOUSTON - CITY COUNCIL

Meeting Date: 10/8/2024

District E

Item Creation Date: 9/18/2024

MYR - TIRZ 10 FY25 Budget

Agenda Item#: 28.

### **Summary:**

ORDINANCE relating to Fiscal Affairs of **LAKE HOUSTON REDEVELOPMENT AUTHORITY ON BEHALF OF REINVESTMENT ZONE NUMBER TEN, CITY OF HOUSTON, TEXAS (LAKE HOUSTON ZONE)**; approving Fiscal Year 2025 Operating Budget for the Authority and Fiscal Years 2025-2029 Capital Improvement Plan Budget for the Zone - **DISTRICT E - FLICKINGER**

### **Background:**

The Administration has undertaken a comprehensive review of the proposed FY25 TIRZ budgets and recommends approval of the FY25 Operating Budget for the Lake Houston Redevelopment Authority and FY25-FY29 CIP Budget for Reinvestment Zone Number Ten, City of Houston, Texas (Lake Houston Zone).

- Total Operating Budget for FY25 is \$39,878,336 which includes \$13,137,435 for required fund transfers and \$26,740,901 for Project Costs.
- The FY25 Operating Budget includes \$20,183,938 for capital expenditures committed primarily to the construction of the Northpark Drive Overpass from US 69 to Russell Palmer and the reconstruction of Northpark Drive.
- The FY25 Operating Budget also includes \$251,500 for administration and overhead and \$3,503,688 in developer reimbursements for the construction of water/wastewater and drainage facilities.
- The FY25 Operating Budget includes a municipal services cost payment of \$205,530 to pay for the incremental increase in the cost of providing municipal services to the area.
- The FY25-FY29 CIP Budget totals \$124,096,778 and includes the Northpark Drive Overpass construction and Northpark Drive street reconstruction. These projects are a recommendation from the Kingwood Mobility Study.

The Authority must advise the Chief Economic Development Officer of any budget amendments. Adjustments to the Project Costs in the Operating Budget that exceed the lesser of \$400,000 or 5% of Project Costs require City Council approval.

---

Gwendolyn Tillotson-Bell, Chief Economic Development Officer

**Prior Council Action:**

**Ord. No.** 2023-929, 11/1/2023

**Amount and Source of Funding:**

No funding required

**Contact Information:**

---

Jennifer Curley **Phone:** (832) 393-0981

**ATTACHMENTS:**

**Description**

COVERSHEET

FY2025 Budget - Lake Houston

**Type**

Signed Cover sheet

Backup Material



**CITY OF HOUSTON - CITY COUNCIL**

Meeting Date: 10/8/2024

District E

Item Creation Date: 9/18/2024

MYR - TIRZ 10 FY25 Budget

Agenda Item#: 12.

**Background:**

The Administration has undertaken a comprehensive review of the proposed FY25 TIRZ budgets and recommends approval of the FY25 Operating Budget for the Lake Houston Redevelopment Authority and FY25-FY29 CIP Budget for Reinvestment Zone Number Ten, City of Houston, Texas (Lake Houston Zone).

- Total Operating Budget for FY25 is \$39,878,336 which includes \$13,137,435 for required fund transfers and \$26,740,901 for Project Costs.
- The FY25 Operating Budget includes \$20,183,938 for capital expenditures committed primarily to the construction of the Northpark Drive Overpass from US 69 to Russell Palmer and the reconstruction of Northpark Drive.
- The FY25 Operating Budget also includes \$251,500 for administration and overhead and \$3,503,688 in developer reimbursements for the construction of water/wastewater and drainage facilities.
- The FY25 Operating Budget includes a municipal services cost payment of \$205,530 to pay for the incremental increase in the cost of providing municipal services to the area.
- The FY25-FY29 CIP Budget totals \$124,096,778 and includes the Northpark Drive Overpass construction and Northpark Drive street reconstruction. These projects are a recommendation from the Kingwood Mobility Study.

The Authority must advise the Chief Economic Development Officer of any budget amendments. Adjustments to the Project Costs in the Operating Budget that exceed the lesser of \$400,000 or 5% of Project Costs require City Council approval.

DocuSigned by:

545B5225577744D...

Gwendolyn Tillotson-Bell, Chief Economic Development Officer

**Prior Council Action:**

Ord. No. 2023-929, 11/1/2023

**Amount and Source of Funding:**

No funding required

**Contact Information:**

Jennifer Curley Phone: (832) 393-0981

**ATTACHMENTS:**

**Description**

PCA 2023-929

FY2025 Budget - Lake Houston

**Type**

Backup Material

Backup Material

|                                 |                                   |                  |
|---------------------------------|-----------------------------------|------------------|
| P<br>R<br>O<br>F<br>I<br>L<br>E | Base Year:                        | 1997             |
|                                 | Base Year Taxable Value:          | \$ 8,959,080     |
|                                 | Projected Taxable Value (TY2024): | \$ 1,861,639,475 |
|                                 | Current Taxable Value (TY2023):   | \$ 1,795,283,600 |
|                                 | Acres:                            | 4,052.67         |
|                                 | Administrator (Contact):          | Ralph De Leon    |
|                                 | Contact Number:                   | (832) 978-5910   |

|   |  |
|---|--|
| N<br>A<br>R<br>R<br>A<br>T<br>I<br>V<br>E | <b>Zone Purpose:</b>   |
|   | Tax Increment Reinvestment Zone Number Ten, City of Houston, Texas was created to develop plans and programs to support and facilitate planned residential and commercial developments in a manner consistent with the Kingwood Association Service Plan, which annexed the area into the City of Houston. |

| P<br>R<br>O<br>J<br>E<br>C<br>T<br><br>P<br>L<br>A<br>N |                          | Total Plan    | Cumulative Expenses<br>(to 6/30/23) | Variance       |
|---|--------------------------|---------------|-------------------------------------|----------------|
|   | <b>Capital Projects:</b> |               |                                     |                |
| Public Utilities  | \$                       | 125,000,000   | \$ 56,751,490                       | \$ 68,248,510  |
| Street Reconstruction                                   |                          | 225,000,000   | 36,957,634                          | 188,042,366    |
| Drainage and Detention                                  |                          | 304,409,140   | -                                   | 304,409,140    |
| Parks and Recreational Facilities                       |                          | 20,000,000    | -                                   | 20,000,000     |
| Cultural and Public Facilities                          |                          | 25,000,000    | 7,710,269                           | 17,289,731     |
| Economic Development Programs                           |                          | 25,000,000    | -                                   | 25,000,000     |
| Wastewater Treatment                                    |                          | 8,330,000     | -                                   | 8,330,000      |
|   |                          | -             | -                                   | -              |
| <b>Total Capital Projects</b>                           | \$                       | 732,739,140   | \$ 101,419,393                      | \$ 631,319,747 |
|   |                          | -             | -                                   | -              |
| <b>Educational Facilities Project Costs</b>             |                          | 299,583,654   | 187,912,007                         | 111,671,647    |
| <b>Financing Costs</b>                                  |                          | -             | -                                   | -              |
| <b>Administration Costs/ Professional Services</b>      |                          | 3,000,000     | 4,045,237                           | (1,045,237)    |
| <b>Creation Costs</b>                                   |                          | 260,000       | 260,000                             | -              |
| <b>Total Project Plan</b>                               | \$                       | 1,035,582,794 | \$ 293,636,637                      | \$ 741,946,157 |

| D<br>E<br>B<br>T | Additional Financial Data        | FY2024 Budget                | FY2024 Estimate                        | FY2025 Budget                          |
|------------------|----------------------------------|------------------------------|--|--|
|                  |                                  | <u>Debt Service Other</u>    |  |  |
|                  | Principal                        | \$ -                         | \$ -                                   | \$ 1,090,000                           |
|                  | Interest                         | \$ -                         | \$ 1,589,025                           | \$ 1,561,775                           |
|                  |                                  | <b>Balance as of 6/30/23</b> | <b>Projected Balance as of 6/30/24</b> | <b>Projected Balance as of 6/30/25</b> |
|                  | Year End Outstanding (Principal) |                              |  |  |
|                  | Bond Debt                        | \$ 44,040,000                | \$ 42,450,975                          | \$ 39,799,200                          |
|                  | Bank Loan                        | \$ -                         | \$ -                                   | \$ -                                   |
|                  | Line of Credit                   | \$ -                         | \$ -                                   | \$ -                                   |
|                  | Developer Agreement              | \$ 20,632,887                | \$ 17,795,903                          | \$ 14,292,215                          |
|                  | Other                            | \$ -                         | \$ -                                   | \$ -                                   |

CITY OF HOUSTON  
 ECONOMIC DEVELOPMENT DIVISION  
 FISCAL YEAR 2025 BUDGET DETAIL

Fund Summary  
 Fund Name: Lake Houston Redevelopment Authority  
 TIRZ: 10  
 Fund Number: 7558/50

| TIRZ Budget Line Items                  | FY2024 Budget        | FY2024 Estimate      | FY2025 Budget        |
|---|----------------------|----------------------|----------------------|
| <b>RESOURCES</b>                        |                      |                      |                      |
| RESTRICTED Funds - Capital Projects     | \$ 52,287,830        | \$ 58,700,392        | \$ 46,441,303        |
| RESTRICTED Funds - Affordable Housing   | \$ -                 | \$ -                 | \$ -                 |
| RESTRICTED Funds - Bond Debt Service    | \$ -                 | \$ 2,765,885         | \$ 4,354,910         |
| <b>Beginning Balance</b>                | <b>\$ 52,287,830</b> | <b>\$ 61,466,277</b> | <b>\$ 50,796,213</b> |
| City tax revenue                        | \$ 8,804,143         | \$ 8,136,623         | \$ 8,486,262         |
| County tax revenue                      | \$ -                 | \$ -                 | \$ -                 |
| ISD tax revenue                         | \$ 14,435,040        | \$ 12,507,592        | \$ 12,507,592        |
| <b>Incremental property tax revenue</b> | <b>\$ 23,239,183</b> | <b>\$ 20,644,215</b> | <b>\$ 20,993,854</b> |
| <b>Miscellaneous revenue</b>            | <b>\$ -</b>          | <b>\$ -</b>          | <b>\$ -</b>          |
| COH TIRZ interest                       | \$ 4,000             | \$ 4,000             | \$ 4,000             |
| Interest Income                         | \$ 175,000           | \$ 1,729,317         | \$ 1,551,800         |
| <b>Other Interest Income</b>            | <b>\$ 179,000</b>    | <b>\$ 1,733,317</b>  | <b>\$ 1,555,800</b>  |
|   | \$ -                 | \$ -                 | \$ -                 |
| <b>City of Houston</b>                  | <b>\$ -</b>          | <b>\$ -</b>          | <b>\$ -</b>          |
|   | \$ -                 | \$ -                 | \$ -                 |
| <b>Grant Proceeds</b>                   | <b>\$ -</b>          | <b>\$ -</b>          | <b>\$ -</b>          |
|   | \$ -                 | \$ -                 | \$ -                 |
| <b>Proceeds from Bank Loan</b>          | <b>\$ -</b>          | <b>\$ -</b>          | <b>\$ -</b>          |
|   | \$ -                 | \$ -                 | \$ 16,400,000        |
| <b>Contract Revenue Bond Proceeds</b>   | <b>\$ -</b>          | <b>\$ -</b>          | <b>\$ 16,400,000</b> |
| <b>TOTAL AVAILABLE RESOURCES</b>        | <b>\$ 75,706,013</b> | <b>\$ 83,843,809</b> | <b>\$ 89,745,867</b> |

CITY OF HOUSTON  
ECONOMIC DEVELOPMENT DIVISION  
FISCAL YEAR 2025 BUDGET DETAIL

Fund Summary  
Fund Name: Lake Houston Redevelopment Authority  
TIRZ: 10  
Fund Number: 7558/50

| TIRZ Budget Line Items  | FY2024 Budget        | FY2024 Estimate      | FY2025 Budget        |
|---|----------------------|----------------------|----------------------|
| <b>EXPENDITURES</b>   |                      |                      |                      |
| Accounting  | \$ 20,000            | \$ 18,333            | \$ 20,000            |
| Administration Salaries & Benefits                              | \$ 108,000           | \$ 118,961           | \$ 180,000           |
| Auditor   | \$ 15,000            | \$ 19,750            | \$ 20,000            |
| Tax Consultant  | \$ 13,000            | \$ 14,227            | \$ 15,000            |
| Insurance   | \$ 2,800             | \$ 6,408             | \$ 6,500             |
| Office Administration   | \$ 15,000            | \$ 5,418             | \$ 10,000            |
| <b>TIRZ Administration and Overhead</b>                         | <b>\$ 173,800</b>    | <b>\$ 183,097</b>    | <b>\$ 251,500</b>    |
| Engineering Consultants   | \$ 50,000            | \$ 50,320            | \$ 50,000            |
| Legal   | \$ 60,000            | \$ 134,749           | \$ 100,000           |
| Construction Audit  | \$ 10,000            | \$ -                 | \$ -                 |
| Planning Consultants  | \$ -                 | \$ -                 | \$ -                 |
| <b>Program and Project Consultants</b>                          | <b>\$ 120,000</b>    | <b>\$ 185,069</b>    | <b>\$ 150,000</b>    |
| <b>Management consulting services</b>                           | <b>\$ 293,800</b>    | <b>\$ 368,166</b>    | <b>\$ 401,500</b>    |
| Capital Expenditures (See CIP Schedule)                         | \$ 32,288,844        | \$ 15,171,859        | \$ 20,183,938        |
| <b>TIRZ Capital Expenditures</b>                                | <b>\$ 32,288,844</b> | <b>\$ 15,171,859</b> | <b>\$ 20,183,938</b> |
| Friendswood - Royal Brook                                       | \$ 758,628           | \$ 852,279           | \$ 1,069,705         |
| Holley-Guniganti  | \$ 32,334            | \$ -                 | \$ 34,447            |
| Barrington  | \$ 479,760           | \$ 427,415           | \$ 504,013           |
| Classic Contractors/Gene Mendel                                 | \$ 251,059           | \$ 208,280           | \$ 263,660           |
| Amvest-Skylark  | \$ 363,663           | \$ 321,343           | \$ 381,851           |
| Riverpoint Village  | \$ 79,627            | \$ 65,540            | \$ 83,617            |
| Meritage  | \$ 363,385           | \$ 337,876           | \$ 381,568           |
| MainStreet - Lovett   | \$ 311,686           | \$ 247,174           | \$ 330,877           |
| Stratus Kingwood Place  | \$ 431,464           | \$ 377,077           | \$ 453,950           |
| <b>Developer / Project Reimbursements</b>                       | <b>\$ 3,071,606</b>  | <b>\$ 2,836,984</b>  | <b>\$ 3,503,688</b>  |
| Bond Debt Service (Series 2021)                                 |                      |                      |                      |
| Principal   | \$ 794,513           | \$ -                 | \$ 1,090,000         |
| Interest  | \$ 794,513           | \$ 1,589,025         | \$ 1,561,775         |
| Cost of Issuance  | \$ -                 | \$ -                 | \$ -                 |
| Loan Debt Service   | \$ -                 | \$ -                 | \$ -                 |
| Principal   | \$ -                 | \$ -                 | \$ -                 |
| Interest  | \$ -                 | \$ -                 | \$ -                 |
| Line of Credit  |                      |                      |                      |
| Principal   | \$ -                 | \$ -                 | \$ -                 |
| Interest  | \$ -                 | \$ -                 | \$ -                 |
| Convenience Fee   | \$ -                 | \$ -                 | \$ -                 |
| <b>System Debt Service</b>                                      | <b>\$ 1,589,026</b>  | <b>\$ 1,589,025</b>  | <b>\$ 2,651,775</b>  |
| <b>TOTAL PROJECT COSTS</b>                                      | <b>\$ 37,243,276</b> | <b>\$ 19,966,034</b> | <b>\$ 26,740,901</b> |
| Payment/transfer to ISD - educational facilities                | \$ 14,435,040        | \$ 12,507,592        | \$ 12,507,592        |
| Payment/transfer to ISD - educational facilities (Pass Through) | \$ -                 | \$ -                 | \$ -                 |
| Administration Fees:  |                      |                      |                      |
| City  | \$ 440,207           | \$ 368,440           | \$ 424,313           |
| County  | \$ -                 | \$ -                 | \$ -                 |
| ISD   | \$ -                 | \$ -                 | \$ -                 |
| HCC   | \$ -                 | \$ -                 | \$ -                 |
| Affordable Housing:   |                      |                      |                      |
| City  | \$ -                 | \$ -                 | \$ -                 |
| County  | \$ -                 | \$ -                 | \$ -                 |
| ISD to City of Houston  | \$ -                 | \$ -                 | \$ -                 |
| Municipal Services (Payable to COH)                             | \$ 205,530           | \$ 205,530           | \$ 205,530           |
| <b>Total Transfers</b>  | <b>\$ 15,080,777</b> | <b>\$ 13,081,562</b> | <b>\$ 13,137,435</b> |
| <b>Total Budget</b>   | <b>\$ 52,324,053</b> | <b>\$ 33,047,596</b> | <b>\$ 39,878,336</b> |
| RESTRICTED Funds - Capital Projects                             | \$ 15,394,635        | \$ 46,441,303        | \$ 43,950,846        |
| RESTRICTED Funds - Contingent Liabilities                       | \$ 5,380,000         | \$ -                 | \$ -                 |
| RESTRICTED Funds - Debt Service                                 | \$ 2,607,325         | \$ 4,354,910         | \$ 5,916,685         |
| <b>Ending Fund Balance</b>                                      | <b>23,381,960</b>    | <b>50,796,213</b>    | <b>49,867,531</b>    |
| <b>Total Budget &amp; Ending Fund Balance</b>                   | <b>\$ 75,706,013</b> | <b>\$ 83,843,809</b> | <b>\$ 89,745,867</b> |

Notes:

2025 - 2029 CAPITAL IMPROVEMENT PLAN  
TIRZ No. 10 - LAKE HOUSTON REDEVELOPMENT AUTHORITY

CITY OF HOUSTON - TIRZ PROGRAM  
Economic Development Program

| Council District | CIP No. | Project   | Fiscal Year Planned Appropriations |                   |                   |                   |                   |                   |                   | FY25 - FY29 Total  | Cumulative Total (To Date) |
|------------------|---------|---|------------------------------------|-------------------|-------------------|-------------------|-------------------|-------------------|-------------------|--------------------|----------------------------|
|                  |         |   | Through 2023                       | Projected 2024    | 2025              | 2026              | 2027              | 2028              | 2029              |                    |                            |
| E                | T-1009  | Kingwood Drive at Trail Wood Village & Woodland                     | \$ -                               | -                 | -                 | -                 | -                 | -                 | -                 | -                  | -                          |
| E                | T-1010  | Kingwood Drive at Chestnut Ridge Drive                              | \$ -                               | -                 | -                 | -                 | -                 | -                 | -                 | -                  | -                          |
| E                | T-1011  | Mill Branch Drive Reconstruction between                            | \$ -                               | -                 | -                 | -                 | -                 | -                 | -                 | -                  | -                          |
| E                | T-1012  | Woodland Hills Extension TIP Application                            | \$ -                               | -                 | -                 | -                 | -                 | -                 | -                 | -                  | -                          |
| E                | T-1013  | Northpark Drive Overpass Project                                    | \$ 8,043,943                       | 13,811,870        | 16,987,527        | 16,987,527        | 16,885,435        | -                 | -                 | 50,860,489         | 72,716,302                 |
| E                | T-1014A | Northpark Drive Reconstruction - Montgomery County CSJ: 0912-37-245 | \$ 1,067,575                       | 728,498           | 1,635,568         | 1,731,423         | 1,200,000         | 10,392,369        | 10,392,369        | 25,351,729         | 27,147,802                 |
| E                | T-1014B | Northpark Drive Reconstruction - Harris County                      | \$ 442,817                         | 631,491           | 1,470,843         | 1,306,269         | 1,150,000         | 21,753,724        | 21,753,724        | 47,434,560         | 48,508,868                 |
| E                | T-1099  | Concrete Panel and Sidewalk Replacement Program                     | \$ -                               | -                 | 90,000            | 90,000            | 90,000            | 90,000            | 90,000            | 450,000            | 450,000                    |
| <b>Totals</b>    |         |   | <b>9,554,335</b>                   | <b>15,171,859</b> | <b>20,183,938</b> | <b>20,115,219</b> | <b>19,325,435</b> | <b>32,236,093</b> | <b>32,236,093</b> | <b>124,096,778</b> | <b>148,822,972</b>         |

\* NOTE:  
\*\* NOTE:  
\*\*\* NOTE:



| Source of Funds      | Fiscal Year Planned Appropriations |                   |                   |                   |                   |                   |                   |                    | FY25 - FY29 Total  | Cumulative Total (To Date) |
|----------------------|------------------------------------|-------------------|-------------------|-------------------|-------------------|-------------------|-------------------|--------------------|--------------------|----------------------------|
|                      | Through 2023                       | Projected 2024    | 2025              | 2026              | 2027              | 2028              | 2029              |                    |                    |                            |
| TIRZ Funds           | 9,554,335                          | 5,716,859         | 20,183,938        | 20,115,219        | 19,325,435        | 13,023,805        | 13,023,805        | 85,672,202         | 100,943,396        |                            |
| City of Houston      | -                                  | 9,455,000         | -                 | -                 | -                 | -                 | -                 | -                  | 9,455,000          |                            |
| Grants               | -                                  | -                 | -                 | -                 | -                 | 19,212,288        | 19,212,288        | 38,424,576         | 38,424,576         |                            |
| Other                | -                                  | -                 | -                 | -                 | -                 | -                 | -                 | -                  | -                  |                            |
| <b>Project Total</b> | <b>9,554,335</b>                   | <b>15,171,859</b> | <b>20,183,938</b> | <b>20,115,219</b> | <b>19,325,435</b> | <b>32,236,093</b> | <b>32,236,093</b> | <b>124,096,778</b> | <b>148,822,972</b> |                            |

|                       |   |  |      |                      |      |              |               |       |
|-----------------------|---|--|------|----------------------|------|--------------|---------------|-------|
| <b>Project:</b>       | <b>Northpark Drive Overpass Project</b>   | <b>City Council District</b>                           |      | <b>Key Map:</b>      |      | <b>WBS.:</b> | <b>T-1013</b> |       |
|                       |   | <b>Location:</b>                                       | E    | <b>Geo. Ref.:</b>    |      |              |               |       |
|                       |   | <b>Served:</b>   | E    | <b>Neighborhood:</b> |      |              |               |       |
| <b>Description:</b>   | Reconstruction of Northpark Drive into a 6 lane divided roadway with an overpass between US 69 and Russell Palmer Road. | <b>Operating and Maintenance Costs: (\$ Thousands)</b> |      |                      |      |              |               |       |
|                       |   |  | 2025 | 2026                 | 2027 | 2028         | 2029          | Total |
|                       |   | Personnel  | -    | -                    | -    | -            | -             | \$ -  |
|                       |   | Supplies   | -    | -                    | -    | -            | -             | \$ -  |
| <b>Justification:</b> | Excessive congestion attributable to regular roadway closures at Union Pacific Rail Road (UPRR) tracks.                 | Svcs. & Chgs.  | -    | -                    | -    | -            | -             | \$ -  |
|                       |   | Capital Outlay   | -    | -                    | -    | -            | -             | \$ -  |
|                       |   | <b>Total</b>   | \$ - | \$ -                 | \$ - | \$ -         | \$ -          | \$ -  |
|                       |   | FTEs   |      |                      |      |              |               | -     |

**Fiscal Year Planned Expenses**

| Project Allocation       |              | Projected Expenses thru 6/30/23 | 2024 Budget   | 2024 Estimate | 2025          | 2026          | 2027          | 2028 | 2029 | FY25 - FY29 Total | Cumulative Total (To Date) |
|--------------------------|--------------|---------------------------------|---------------|---------------|---------------|---------------|---------------|------|------|-------------------|----------------------------|
| <b>Phase</b>             |              |                                 |               |               |               |               |               |      |      |                   |                            |
| 1                        | Planning     | -                               | -             | -             | -             | -             | -             | -    | -    | \$ -              | \$ -                       |
| 2                        | Acquisition  | 3,917,505                       | 241,494       | 224,389       | -             | -             | -             | -    | -    | \$ -              | \$ 4,141,894               |
| 3                        | Design       | 3,449,728                       | -             | 350,169       | 102,092       | 102,092       | -             | -    | -    | \$ 204,184        | \$ 4,004,081               |
| 4                        | Construction | -                               | 27,349,549    | 13,196,531    | 16,885,435    | 16,885,435    | 16,885,435    | -    | -    | \$ 50,656,305     | \$ 63,852,836              |
| 5                        | Equipment    | -                               | -             | -             | -             | -             | -             | -    | -    | \$ -              | \$ -                       |
| 6                        | Close-Out    | -                               | -             | -             | -             | -             | -             | -    | -    | \$ -              | \$ -                       |
| 7                        | Other        | 676,710                         | 4,607,801     | 40,781        | -             | -             | -             | -    | -    | \$ -              | \$ 717,491                 |
|                          |              | -                               | -             | -             | -             | -             | -             | -    | -    | \$ -              | \$ -                       |
|                          |              | -                               | -             | -             | -             | -             | -             | -    | -    | \$ -              | \$ -                       |
|                          |              | -                               | -             | -             | -             | -             | -             | -    | -    | \$ -              | \$ -                       |
|                          |              | -                               | -             | -             | -             | -             | -             | -    | -    | \$ -              | \$ -                       |
| <b>Other Sub-Total:</b>  |              | 676,710                         | 4,607,801     | 40,781        | -             | -             | -             | -    | -    | \$ -              | \$ 717,491                 |
| <b>Total Allocations</b> |              | \$ 8,043,943                    | \$ 32,198,844 | \$ 13,811,870 | \$ 16,987,527 | \$ 16,987,527 | \$ 16,885,435 | \$ - | \$ - | \$ 50,860,489     | \$ 72,716,302              |
| <b>Source of Funds</b>   |              |                                 |               |               |               |               |               |      |      |                   |                            |
| TIRZ Funds               |              | 8,043,943                       | 32,198,844    | 4,356,870     | 16,987,527    | 16,987,527    | 16,885,435    | -    | -    | \$ 50,860,489     | \$ 63,261,302              |
| City of Houston          |              | -                               | -             | 9,455,000     | -             | -             | -             | -    | -    | \$ -              | \$ 9,455,000               |
| Grants                   |              | -                               | -             | -             | -             | -             | -             | -    | -    | \$ -              | \$ -                       |
| Other                    |              | -                               | -             | -             | -             | -             | -             | -    | -    | \$ -              | \$ -                       |
| <b>Total Funds</b>       |              | \$ 8,043,943                    | \$ 32,198,844 | \$ 13,811,870 | \$ 16,987,527 | \$ 16,987,527 | \$ 16,885,435 | \$ - | \$ - | \$ 50,860,489     | \$ 72,716,302              |

\*NOTE:

|                       |   |  |                |                      |      |              |                |      |       |      |
|-----------------------|---|--|----------------|----------------------|------|--------------|----------------|------|-------|------|
| <b>Project:</b>       | <b>Northpark Drive Reconstruction - Montgomery County<br/>CSJ: 0912-37-245</b>  | <b>City Council District</b>   |                | <b>Key Map:</b>      |      | <b>WBS.:</b> | <b>T-1014A</b> |      |       |      |
|                       |   | <b>Location:</b>   | E              | <b>Geo. Ref.:</b>    |      |              |                |      |       |      |
|                       |   | <b>Served:</b>   | E              | <b>Neighborhood:</b> |      |              |                |      |       |      |
| <b>Description:</b>   | Reconstruction of Northpark Drive from Russell Palmer Road to Woodland Hills Drive including elevation of roadway at Briar Branch above 500 year flood elevation and a pedestrian underpass at Plum Valley Drive. | <b>Operating and Maintenance Costs: (\$ Thousands)</b>   |                |                      |      |              |                |      |       |      |
| <b>Justification:</b> |   | Excessive vehicular congestion combined with regular roadway inundation at Briar Branch prohibits emergency access to Kingwood residents during high water events. |                | 2025                 | 2026 | 2027         | 2028           | 2029 | Total |      |
|                       |   |  | Personnel      | -                    | -    | -            | -              | -    | -     | \$ - |
|                       |   |  | Supplies       | -                    | -    | -            | -              | -    | -     | \$ - |
|                       |   |  | Svcs. & Chgs.  | -                    | -    | -            | -              | -    | -     | \$ - |
|                       |   |  | Capital Outlay | -                    | -    | -            | -              | -    | -     | \$ - |
|                       |   |  | <b>Total</b>   | \$ -                 | \$ - | \$ -         | \$ -           | \$ - | \$ -  | \$ - |
|                       | FTEs  |  |                |                      |      |              |                |      | -     |      |

| <b>Fiscal Year Planned Expenses</b> |                          |  |                    |                      |              |              |              |               |               |                          |                                   |
|-------------------------------------|--------------------------|--|--------------------|----------------------|--------------|--------------|--------------|---------------|---------------|--------------------------|-----------------------------------|
| <b>Project Allocation</b>           |                          | <b>Projected Expenses thru 6/30/23</b> | <b>2024 Budget</b> | <b>2024 Estimate</b> | <b>2025</b>  | <b>2026</b>  | <b>2027</b>  | <b>2028</b>   | <b>2029</b>   | <b>FY25 - FY29 Total</b> | <b>Cumulative Total (To Date)</b> |
| <b>Phase</b>                        |                          |  |                    |                      |              |              |              |               |               |                          |                                   |
| 1                                   | Planning                 | 1,067,575                              | -                  | 378,586              | 169,857      | -            | -            | -             | -             | \$ 169,857               | \$ 1,616,018                      |
| 2                                   | Acquisition              | -                                      | -                  | -                    | 1,000,000    | 1,000,000    | 1,000,000    | -             | -             | \$ 3,000,000             | \$ 3,000,000                      |
| 3                                   | Design                   | -                                      | -                  | 349,912              | 465,711      | 731,423      | 200,000      | -             | -             | \$ 1,397,134             | \$ 1,747,046                      |
| 4                                   | Construction             | -                                      | -                  | -                    | -            | -            | -            | 10,292,369    | 10,292,369    | \$ 20,584,738            | \$ 20,584,738                     |
| 5                                   | Equipment                | -                                      | -                  | -                    | -            | -            | -            | -             | -             | \$ -                     | \$ -                              |
| 6                                   | Close-Out                | -                                      | -                  | -                    | -            | -            | -            | -             | -             | \$ -                     | \$ -                              |
| 7                                   | Other                    | -                                      | -                  | -                    | -            | -            | -            | 100,000       | 100,000       | \$ 200,000               | \$ 200,000                        |
|                                     |                          | -                                      | -                  | -                    | -            | -            | -            | -             | -             | \$ -                     | \$ -                              |
|                                     |                          | -                                      | -                  | -                    | -            | -            | -            | -             | -             | \$ -                     | \$ -                              |
|                                     |                          | -                                      | -                  | -                    | -            | -            | -            | -             | -             | \$ -                     | \$ -                              |
|                                     |                          | -                                      | -                  | -                    | -            | -            | -            | -             | -             | \$ -                     | \$ -                              |
|                                     |                          | -                                      | -                  | -                    | -            | -            | -            | -             | -             | \$ -                     | \$ -                              |
|                                     | <b>Other Sub-Total:</b>  | -                                      | -                  | -                    | -            | -            | -            | 100,000       | 100,000       | \$ 200,000               | \$ 200,000                        |
|                                     | <b>Total Allocations</b> | \$ 1,067,575                           | \$ -               | \$ 728,498           | \$ 1,635,568 | \$ 1,731,423 | \$ 1,200,000 | \$ 10,392,369 | \$ 10,392,369 | \$ 25,351,729            | \$ 27,147,802                     |
| <b>Source of Funds</b>              |                          |  |                    |                      |              |              |              |               |               |                          |                                   |
|                                     | TIRZ Funds               | 1,067,575                              | -                  | 728,498              | 1,635,568    | 1,731,423    | 1,200,000    | 971,705       | 971,705       | \$ 6,510,401             | \$ 8,306,474                      |
|                                     | City of Houston          | -                                      | -                  | -                    | -            | -            | -            | -             | -             | \$ -                     | \$ -                              |
|                                     | Grants                   | -                                      | -                  | -                    | -            | -            | -            | 9,420,664     | 9,420,664     | \$ 18,841,328            | \$ 18,841,328                     |
|                                     | Other                    | -                                      | -                  | -                    | -            | -            | -            | -             | -             | \$ -                     | \$ -                              |
|                                     | <b>Total Funds</b>       | \$ 1,067,575                           | \$ -               | \$ 728,498           | \$ 1,635,568 | \$ 1,731,423 | \$ 1,200,000 | \$ 10,392,369 | \$ 10,392,369 | \$ 25,351,729            | \$ 27,147,802                     |

\*NOTE: Northpark Drive Reconstruction CSJ:0912-72-618

|                       |   |  |                |                      |      |              |                |      |       |      |
|-----------------------|---|--|----------------|----------------------|------|--------------|----------------|------|-------|------|
| <b>Project:</b>       | <b>Northpark Drive Reconstruction - Harris County<br/>CSJ: 0912-72-618</b>  | <b>City Council District</b>   |                | <b>Key Map:</b>      |      | <b>WBS.:</b> | <b>T-1014B</b> |      |       |      |
|                       |   | <b>Location:</b>   | E              | <b>Geo. Ref.:</b>    |      |              |                |      |       |      |
|                       |   | <b>Served:</b>   | E              | <b>Neighborhood:</b> |      |              |                |      |       |      |
| <b>Description:</b>   | Reconstruction of Northpark Drive from Russell Palmer Road to Woodland Hills Drive including elevation of roadway at Briar Branch above 500 year flood elevation and a pedestrian underpass at Plum Valley Drive. | <b>Operating and Maintenance Costs: (\$ Thousands)</b>   |                |                      |      |              |                |      |       |      |
| <b>Justification:</b> |   | Excessive vehicular congestion combined with regular roadway inundation at Briar Branch prohibits emergency access to Kingwood residents during high water events. |                | 2025                 | 2026 | 2027         | 2028           | 2029 | Total |      |
|                       |   |  | Personnel      | -                    | -    | -            | -              | -    | -     | \$ - |
|                       |   |  | Supplies       | -                    | -    | -            | -              | -    | -     | \$ - |
|                       |   |  | Svcs. & Chgs.  | -                    | -    | -            | -              | -    | -     | \$ - |
|                       |   |  | Capital Outlay | -                    | -    | -            | -              | -    | -     | \$ - |
|                       |   |  | <b>Total</b>   | \$ -                 | \$ - | \$ -         | \$ -           | \$ - | \$ -  | \$ - |
|                       | FTEs  |  |                |                      |      |              |                |      | -     |      |

| <b>Fiscal Year Planned Expenses</b> |              |  |                    |                      |              |              |              |               |               |                          |                                   |
|-------------------------------------|--------------|--|--------------------|----------------------|--------------|--------------|--------------|---------------|---------------|--------------------------|-----------------------------------|
| <b>Project Allocation</b>           |              | <b>Projected Expenses thru 6/30/23</b> | <b>2024 Budget</b> | <b>2024 Estimate</b> | <b>2025</b>  | <b>2026</b>  | <b>2027</b>  | <b>2028</b>   | <b>2029</b>   | <b>FY25 - FY29 Total</b> | <b>Cumulative Total (To Date)</b> |
| <b>Phase</b>                        |              |  |                    |                      |              |              |              |               |               |                          |                                   |
| 1                                   | Planning     | 442,817                                | -                  | 385,600              | 8,306        | -            | -            | -             | -             | \$ 8,306                 | \$ 836,723                        |
| 2                                   | Acquisition  | -                                      | -                  | -                    | 1,000,000    | 1,000,000    | 1,000,000    | -             | -             | \$ 3,000,000             | \$ 3,000,000                      |
| 3                                   | Design       | -                                      | -                  | 245,891              | 462,537      | 306,269      | 150,000      | -             | -             | \$ 918,806               | \$ 1,164,697                      |
| 4                                   | Construction | -                                      | -                  | -                    | -            | -            | -            | 21,653,724    | 21,653,724    | \$ 43,307,448            | \$ 43,307,448                     |
| 5                                   | Equipment    | -                                      | -                  | -                    | -            | -            | -            | -             | -             | \$ -                     | \$ -                              |
| 6                                   | Close-Out    | -                                      | -                  | -                    | -            | -            | -            | -             | -             | \$ -                     | \$ -                              |
| 7                                   | Other        | -                                      | -                  | -                    | -            | -            | -            | 100,000       | 100,000       | \$ 200,000               | \$ 200,000                        |
|                                     |              | -                                      | -                  | -                    | -            | -            | -            | -             | -             | \$ -                     | \$ -                              |
|                                     |              | -                                      | -                  | -                    | -            | -            | -            | -             | -             | \$ -                     | \$ -                              |
|                                     |              | -                                      | -                  | -                    | -            | -            | -            | -             | -             | \$ -                     | \$ -                              |
|                                     |              | -                                      | -                  | -                    | -            | -            | -            | -             | -             | \$ -                     | \$ -                              |
|                                     |              | -                                      | -                  | -                    | -            | -            | -            | -             | -             | \$ -                     | \$ -                              |
| <b>Other Sub-Total:</b>             |              | -                                      | -                  | -                    | -            | -            | -            | 100,000       | 100,000       | \$ 200,000               | \$ 200,000                        |
| <b>Total Allocations</b>            |              | \$ 442,817                             | \$ -               | \$ 631,491           | \$ 1,470,843 | \$ 1,306,269 | \$ 1,150,000 | \$ 21,753,724 | \$ 21,753,724 | \$ 47,434,560            | \$ 48,508,868                     |
| <b>Source of Funds</b>              |              |  |                    |                      |              |              |              |               |               |                          |                                   |
| TIRZ Funds                          |              | 442,817                                | -                  | 631,491              | 1,470,843    | 1,306,269    | 1,150,000    | 11,962,100    | 11,962,100    | \$ 27,851,312            | \$ 28,925,620                     |
| City of Houston                     |              | -                                      | -                  | -                    | -            | -            | -            | -             | -             | \$ -                     | \$ -                              |
| Grants                              |              | -                                      | -                  | -                    | -            | -            | -            | 9,791,624     | 9,791,624     | \$ 19,583,248            | \$ 19,583,248                     |
| Other                               |              | -                                      | -                  | -                    | -            | -            | -            | -             | -             | \$ -                     | \$ -                              |
| <b>Total Funds</b>                  |              | \$ 442,817                             | \$ -               | \$ 631,491           | \$ 1,470,843 | \$ 1,306,269 | \$ 1,150,000 | \$ 21,753,724 | \$ 21,753,724 | \$ 47,434,560            | \$ 48,508,868                     |

\*NOTE: Northpark Drive Reconstruction CSJ:0912-37-245

|                       |  |  |      |                      |      |              |               |       |
|-----------------------|--|--|------|----------------------|------|--------------|---------------|-------|
| <b>Project:</b>       | <b>Concrete Panel and Sidewalk Replacement Program</b> | <b>City Council District</b>                           |      | <b>Key Map:</b>      |      | <b>WBS.:</b> | <b>T-1099</b> |       |
|                       |  | <b>Location:</b>                                       | E    | <b>Geo. Ref.:</b>    |      |              |               |       |
|                       |  | <b>Served:</b>   | E    | <b>Neighborhood:</b> |      |              |               |       |
| <b>Description:</b>   | HPW Street Maintenance Program                         | <b>Operating and Maintenance Costs: (\$ Thousands)</b> |      |                      |      |              |               |       |
|                       |  |  | 2025 | 2026                 | 2027 | 2028         | 2029          | Total |
|                       |  | Personnel  | -    | -                    | -    | -            | -             | \$ -  |
|                       |  | Supplies   | -    | -                    | -    | -            | -             | \$ -  |
| <b>Justification:</b> | Mobility improvements to extend life of roads.         | Svcs. & Chgs.  | -    | -                    | -    | -            | -             | \$ -  |
|                       |  | Capital Outlay   | -    | -                    | -    | -            | -             | \$ -  |
|                       |  | <b>Total</b>   | \$ - | \$ -                 | \$ - | \$ -         | \$ -          | \$ -  |
|                       |  | FTEs   |      |                      |      |              |               | -     |

| <b>Fiscal Year Planned Expenses</b> |              |  |                    |                      |             |             |             |             |             |                          |                                   |
|-------------------------------------|--------------|--|--------------------|----------------------|-------------|-------------|-------------|-------------|-------------|--------------------------|-----------------------------------|
| <b>Project Allocation</b>           |              | <b>Projected Expenses thru 6/30/23</b> | <b>2024 Budget</b> | <b>2024 Estimate</b> | <b>2025</b> | <b>2026</b> | <b>2027</b> | <b>2028</b> | <b>2029</b> | <b>FY25 - FY29 Total</b> | <b>Cumulative Total (To Date)</b> |
| <b>Phase</b>                        |              |  |                    |                      |             |             |             |             |             |                          |                                   |
| 1                                   | Planning     | -                                      | -                  | -                    | -           | -           | -           | -           | -           | \$ -                     | \$ -                              |
| 2                                   | Acquisition  | -                                      | -                  | -                    | -           | -           | -           | -           | -           | \$ -                     | \$ -                              |
| 3                                   | Design       | -                                      | -                  | -                    | -           | -           | -           | -           | -           | \$ -                     | \$ -                              |
| 4                                   | Construction | -                                      | -                  | -                    | -           | -           | -           | -           | -           | \$ -                     | \$ -                              |
| 5                                   | Equipment    | -                                      | -                  | -                    | -           | -           | -           | -           | -           | \$ -                     | \$ -                              |
| 6                                   | Close-Out    | -                                      | -                  | -                    | -           | -           | -           | -           | -           | \$ -                     | \$ -                              |
| 7                                   | Other        | -                                      | 90,000             | -                    | 90,000      | 90,000      | 90,000      | 90,000      | 90,000      | \$ 450,000               | \$ 450,000                        |
|                                     |              | -                                      | -                  | -                    | -           | -           | -           | -           | -           | \$ -                     | \$ -                              |
|                                     |              | -                                      | -                  | -                    | -           | -           | -           | -           | -           | \$ -                     | \$ -                              |
|                                     |              | -                                      | -                  | -                    | -           | -           | -           | -           | -           | \$ -                     | \$ -                              |
|                                     |              | -                                      | -                  | -                    | -           | -           | -           | -           | -           | \$ -                     | \$ -                              |
| <b>Other Sub-Total:</b>             |              | -                                      | 90,000             | -                    | 90,000      | 90,000      | 90,000      | 90,000      | 90,000      | \$ 450,000               | \$ 450,000                        |
| <b>Total Allocations</b>            |              | \$ -                                   | \$ 90,000          | \$ -                 | \$ 90,000   | \$ 90,000   | \$ 90,000   | \$ 90,000   | \$ 90,000   | \$ 450,000               | \$ 450,000                        |
| <b>Source of Funds</b>              |              |  |                    |                      |             |             |             |             |             |                          |                                   |
| TIRZ Funds                          |              | -                                      | 90,000             | -                    | 90,000      | 90,000      | 90,000      | 90,000      | 90,000      | \$ 450,000               | \$ 450,000                        |
| City of Houston                     |              | -                                      | -                  | -                    | -           | -           | -           | -           | -           | \$ -                     | \$ -                              |
| Grants                              |              | -                                      | -                  | -                    | -           | -           | -           | -           | -           | \$ -                     | \$ -                              |
| Other                               |              | -                                      | -                  | -                    | -           | -           | -           | -           | -           | \$ -                     | \$ -                              |
| <b>Total Funds</b>                  |              | \$ -                                   | \$ 90,000          | \$ -                 | \$ 90,000   | \$ 90,000   | \$ 90,000   | \$ 90,000   | \$ 90,000   | \$ 450,000               | \$ 450,000                        |



## CITY OF HOUSTON - CITY COUNCIL

Meeting Date: 10/8/2024

District F, District J

Item Creation Date: 8/27/2024

MYR - TIRZ 20 FY25 Budget

Agenda Item#: 29.

### **Summary:**

ORDINANCE relating to Fiscal Affairs of **SOUTHWEST HOUSTON REDEVELOPMENT AUTHORITY ON BEHALF OF REINVESTMENT ZONE NUMBER TWENTY, CITY OF HOUSTON, TEXAS**; approving Fiscal Year 2025 Operating Budget for the Authority and Fiscal Years 2025-2029 Capital Improvement Plan Budget for the Zone - **DISTRICTS F - THOMAS and J - POLLARD**

### **Background:**

The Administration has undertaken a comprehensive review of the proposed FY25 TIRZ budgets and recommends approval of the FY25 Operating Budget for the Southwest Houston Redevelopment Authority (the "Authority") and the FY25 – FY29 CIP for Reinvestment Zone Number Twenty (the "Zone").

Total Operating Budget for FY25 is \$34,350,179 which includes \$2,921,406 for required fund transfers and \$31,428,773 for Project Costs primarily allocated to land acquisition to enhance economic development opportunities, the planning, design and reconstruction of the Club Creek Detention Basin and Park, property acquisition and design of Harwin Dr. from Fondren Rd. to Gessner Rd for total street reconstruction, the reconstruction of Harwin Dr. and South Gessner Rd. intersection, and efforts to revitalize the Southwest Civic Core Campus.

The FY25 Operating Budget also includes \$207,200 for administration and overhead and a municipal services charge payment in FY25 of \$2,311,587 to pay for the incremental cost of providing services to the area.

The FY25 – FY29 CIP Budget totals \$84,090,000 and includes provisions for street reconstruction, drainage and detention improvements; the redevelopment of Sharpstown Mall.

The Authority must advise the Chief Economic Development Officer of any budget amendments. Adjustments to the Project Costs in the Operating Budget that involve an increase, decrease, or adjustment of \$400,000 or more require City Council approval.

---

Gwendolyn Tillotson-Bell  
Chief Economic Development Officer

**Prior Council Action:**

Ord. No. 2023-902, 10/25/2023

**Contact Information:**

\_\_\_\_Jennifer Curley

Phone: (832) 393-0981

**ATTACHMENTS:**

| <b>Description</b>                        | <b>Type</b>        |
|---|--------------------|
| Coversheet                                | Signed Cover sheet |
| FISCAL YEAR 2025 BUDGET PROFILE - TIRZ 20 | Backup Material    |



**CITY OF HOUSTON - CITY COUNCIL**

Meeting Date: 10/1/2024

District F, District J

Item Creation Date: 8/27/2024

MYR - TIRZ 20 FY25 Budget

Agenda Item#: 32.

**Summary:**

**NOT A REAL CAPTION**

ORDINANCE relating to Fiscal Affairs of **SOUTHWEST HOUSTON REDEVELOPMENT AUTHORITY ON BEHALF OF REINVESTMENT ZONE NUMBER TWENTY, CITY OF HOUSTON, TEXAS**; approving Fiscal Year 2025 Operating Budget for the Authority and Fiscal Years 2025-2029 Capital Improvement Plan Budget for the Zone - **DISTRICT F - THOMAS** and **DISTRICT J - POLLARD**

**Background:**

The Administration has undertaken a comprehensive review of the proposed FY25 TIRZ budgets and recommends approval of the FY25 Operating Budget for the Southwest Houston Redevelopment Authority (the "Authority") and the FY25 – FY29 CIP for Reinvestment Zone Number Twenty (the "Zone").

Total Operating Budget for FY25 is \$34,350,179 which includes \$2,921,406 for required fund transfers and \$31,428,773 for Project Costs primarily allocated to land acquisition to enhance economic development opportunities, the planning, design and reconstruction of the Club Creek Detention Basin and Park, property acquisition and design of Harwin Dr. from Fondren Rd. to Gessner Rd for total street reconstruction, the reconstruction of Harwin Dr. and South Gessner Rd. intersection, and efforts to revitalize the Southwest Civic Core Campus.

The FY25 Operating Budget also includes \$207,200 for administration and overhead and a municipal services charge payment in FY25 of \$2,311,587 to pay for the incremental cost of providing services to the area.

The FY25 – FY29 CIP Budget totals \$84,090,000 and includes provisions for street reconstruction, drainage and detention improvements; the redevelopment of Sharpstown Mall.

The Authority must advise the Chief Economic Development Officer of any budget amendments. Adjustments to the Project Costs in the Operating Budget that involve an increase, decrease, or adjustment of \$400,000 or more require City Council approval.

DocuSigned by:

Gwendolyn Tillotson-Bell  
543832357140  
Chief Economic Development Officer

**Prior Council Action:**

Ord. No. 2023-902, 10/25/2023

DS

**Contact Information:**

Jennifer Curley  
Phone: (832) 393-0981

**ATTACHMENTS:**

| Description  | Type            |
|--------------|-----------------|
| PCA 2023-902 | Backup Material |
| Backup       | Backup Material |



**CITY OF HOUSTON  
ECONOMIC DEVELOPMENT DIVISION  
FISCAL YEAR 2025 BUDGET PROFILE**

Fund Summary  
Fund Name: **Southwest Houston Redevelopment Authority**  
TIRZ: **20**  
Fund Number: **7568/50**

|  |  |    |                         |
|--|--|----|-------------------------|
| <b>P<br/>R<br/>O<br/>F<br/>I<br/>L<br/>E</b> | <b>Base Year:</b>                        |    | 1999                    |
|  | <b>Base Year Taxable Value:</b>          | \$ | 766,214,210             |
|  | <b>Projected Taxable Value (TY2024):</b> | \$ | 4,040,230,173           |
|  | <b>Current Taxable Value (TY2023):</b>   | \$ | 3,922,553,566           |
|  | <b>Acres:</b>                            |    | 6,401.88                |
|  | <b>Administrator (Contact):</b>          |    | Hawes Hill & Associates |
|  | <b>Contact Number:</b>                   |    | (713) 595-1209          |

|  |   |
|--|---|
| <b>N<br/>A<br/>R<br/>R<br/>A<br/>T<br/>I<br/>V<br/>E</b> | <b>Zone Purpose:</b>  |
|  | Tax Increment Reinvestment Zone Number Twenty, City of Houston, Texas was created to address failing infrastructure, lack of utility capacity, increased traffic congestion attributable to street network deficiencies, declining retail sales and significant social and economic stress along the Bellaire Corridor and the greater Sharpstown Mall area. Plans include provisions for the design and construction of roadways and streets, utility system upgrades, pedestrian safety improvements and parks.   |
|  | Since creation, Reinvestment Zone No. 20 has completed several capital projects including roadway, intersection, streetscape, drainage and parks/open space improvements. Completed projects include those in the original Zone, as well as the areas annexed in 2013 and 2015. Completed projects include Bellaire Access Management, Fondren Access Management, Social Services Corridor project which added sidewalks and lighting to the area east of I-69, park improvements in Crain and Landsdale Parks, support towards Sharpstown Pool Reconstruction, Club Creek Detention Basin and Park and Hillcroft Avenue Safety Projects South of I-69. |
|  | In the next five years, the Zone is focusing on the following projects: Corporate Drive Reconstruction, Centerpoint Trail, the Harwin & Gessner and Harwin & Hillcroft intersection improvements and the Southwest Civic Core Campus, and land assembly for economic development.   |

|   | <b>Total Plan</b>  | <b>Cumulative Expenses<br/>(to 6/30/23)</b> | <b>Variance</b>       |                       |
|---|--|---|-----------------------|-----------------------|
| <b>P<br/>R<br/>O<br/>J<br/>E<br/>C<br/>T<br/><br/>P<br/>L<br/>A<br/>N</b> | <b>Capital Projects:</b>                                   |   |                       |                       |
|   | Roadway and Street Reconstruction Projects                 | \$ 150,000,000                              | \$ 84,222,853         | \$ 65,777,147         |
|   | Public Utility Improvements                                | 5,000,000                                   | -                     | 5,000,000             |
|   | Parks, Plazas, Hike and Bike Trails,<br>Pedestrian Bridges | 25,000,000                                  | 5,564,991             | 19,435,009            |
|   | Storm Water Infrastructure                                 | 20,000,000                                  | 12,270,856            | 7,729,144             |
|   | Cultural & Public Facility Improvements                    | 15,000,000                                  | 10,784,898            | 4,215,102             |
|   | Land Assembly  | 20,000,000                                  | 4,318,155             | 15,681,845            |
|   | Economic Development Grants                                | 20,000,000                                  | 750,000               | 19,250,000            |
|   | Redevelopment Opportunities (Mall)                         | 20,000,000                                  | 68,868                | 19,931,132            |
|   | <b>Total Capital Projects</b>                              | <b>\$ 275,000,000</b>                       | <b>\$ 117,980,621</b> | <b>\$ 157,019,379</b> |
| <b>Affordable Housing</b>   | -  | -   | -                     |                       |
| <b>School &amp; Education/Cultural Facilities</b>                         | -  | -   | -                     |                       |
| <b>Financing Costs</b>  | 26,000,000   | 32,113,891                                  | (6,113,891)           |                       |
| <b>Administration Costs/ Professional Services</b>                        | 6,000,000  | 4,674,199                                   | 1,325,801             |                       |
| <b>Creation Costs</b>   | -  | -   | -                     |                       |
| <b>Total Project Plan</b>   | <b>\$ 307,000,000</b>                                      | <b>\$ 154,768,711</b>                       | <b>\$ 152,231,289</b> |                       |

|                            | <b>Additional Financial Data</b>        | <b>FY2024 Budget</b>         | <b>FY2024 Estimates</b>                    | <b>FY2025 Budget</b>                       |
|----------------------------|---|------------------------------|--|--|
| <b>D<br/>E<br/>B<br/>T</b> | <b>Debt Service</b>                     | \$ 5,738,125                 | \$ 5,738,125                               | \$ 5,738,873                               |
|                            | Principal                               | \$ 2,845,000                 | \$ 2,845,000                               | \$ 2,955,000                               |
|                            | Interest                                | \$ 2,893,125                 | \$ 2,893,125                               | \$ 2,783,873                               |
|                            |   | <b>Balance as of 6/30/23</b> | <b>Projected Balance as of<br/>6/30/24</b> | <b>Projected Balance as of<br/>6/30/25</b> |
|                            | <b>Year End Outstanding (Principal)</b> |                              |  |  |
|                            | Bond Debt                               | \$ 73,590,000                | \$ 70,745,000                              | \$ 67,790,000                              |
|                            | Bank Loan                               | -                            | -  | -  |
|                            | Line of Credit                          | -                            | -  | -  |
|                            | Developer Agreement                     | -                            | -  | -  |
|                            | Other                                   | -                            | -  | -  |

CITY OF HOUSTON  
ECONOMIC DEVELOPMENT DIVISION  
FISCAL YEAR 2025 BUDGET DETAIL

Fund Summary  
Fund Name: Southwest Houston Redevelopment Autho  
TIRZ: 20  
Fund Number: 7568/50

| TIRZ Budget Line Items                  | FY2024 Budget        | FY2024 Estimates     | FY2025 Budget        |
|---|----------------------|----------------------|----------------------|
| <b>RESOURCES</b>                        |                      |                      |                      |
| RESTRICTED Funds - Capital Projects     | \$ 33,370,007        | \$ 35,808,217        | \$ 27,041,946        |
| RESTRICTED Funds - Affordable Housing   | \$ -                 | \$ -                 | \$ -                 |
| RESTRICTED Funds - Bond Debt Service    | \$ 5,738,125         | \$ 3,813,882         | \$ 5,738,873         |
| <b>Beginning Balance</b>                | <b>\$ 39,108,132</b> | <b>\$ 39,622,099</b> | <b>\$ 32,780,819</b> |
| City tax revenue                        | \$ 11,939,589        | \$ 11,665,702        | \$ 12,196,383        |
| <b>Incremental property tax revenue</b> | <b>\$ 11,939,589</b> | <b>\$ 11,665,702</b> | <b>\$ 12,196,383</b> |
| <b>Miscellaneous revenue</b>            | <b>\$ -</b>          | <b>\$ -</b>          | <b>\$ -</b>          |
| COH TIRZ interest                       | \$ -                 | \$ -                 | \$ -                 |
| Interest Income                         | \$ 144,005           | \$ 146,215           | \$ 116,280           |
| <b>Other Interest Income</b>            | <b>\$ 144,005</b>    | <b>\$ 146,215</b>    | <b>\$ 116,280</b>    |
| City of Houston                         | \$ 60,000            | \$ 50,000            | \$ 500,000           |
| HCFCD Reimbursement                     | \$ -                 | \$ -                 | \$ -                 |
| Miscellaneous Revenue/Property Sale     | \$ 250,000           | \$ -                 | \$ -                 |
| Grants                                  | \$ 4,000,000         | \$ -                 | \$ 1,500,000         |
| <b>Grant Proceeds</b>                   | <b>\$ 4,310,000</b>  | <b>\$ 50,000</b>     | <b>\$ 2,000,000</b>  |
| <b>Proceeds from Bank Loan</b>          | <b>\$ -</b>          | <b>\$ -</b>          | <b>\$ -</b>          |
| <b>Contract Revenue Bond Proceeds</b>   | <b>\$ -</b>          | <b>\$ -</b>          | <b>\$ -</b>          |
| <b>TOTAL AVAILABLE RESOURCES</b>        | <b>\$ 55,501,726</b> | <b>51,484,016</b>    | <b>47,093,482</b>    |

**CITY OF HOUSTON  
ECONOMIC DEVELOPMENT DIVISION  
FISCAL YEAR 2025 BUDGET DETAIL**

Fund Summary  
Fund Name: **Southwest Houston Redevelopment Autho**  
TIRZ: **20**  
Fund Number: **7568/50**

| TIRZ Budget Line Items  | FY2024 Budget        | FY2024 Estimates     | FY2025 Budget        |
|---|----------------------|----------------------|----------------------|
| <b>EXPENDITURES</b>   |                      |                      |                      |
| Accounting  | \$ 12,000            | \$ 10,800            | \$ 13,000            |
| Administration Salaries & Benefits                              | \$ 126,000           | \$ 126,000           | \$ 144,000           |
| Auditor   | \$ 16,000            | \$ 14,000            | \$ 18,000            |
| Bond Services/Trustee/Financial Advisor                         | \$ 10,000            | \$ 9,000             | \$ 10,000            |
| Insurance   | \$ 1,500             | \$ 1,700             | \$ 4,200             |
| Drainage Fee  | \$ 7,000             | \$ 7,000             | \$ 7,000             |
| Office Administration   | \$ 8,500             | \$ 10,500            | \$ 11,000            |
| <b>TIRZ Administration and Overhead</b>                         | <b>\$ 181,000</b>    | <b>179,000</b>       | <b>207,200</b>       |
| Engineering Consultants   | \$ -                 | \$ -                 | \$ -                 |
| Legal   | \$ 100,000           | \$ 170,000           | \$ 170,000           |
| Tax Consultant  | \$ 18,500            | \$ 16,000            | \$ 18,500            |
| Website Maintenance   | \$ 4,200             | \$ 4,200             | \$ 4,200             |
| Zone Owned Property Management                                  | \$ 150,000           | \$ 26,000            | \$ 50,000            |
| Zone Plan Amendment   | \$ 15,000            | \$ 25,000            |                      |
| Planning Consultants  | \$ 200,000           | \$ 40,000            | \$ 100,000           |
| <b>Program and Project Consultants</b>                          | <b>\$ 487,700</b>    | <b>\$ 281,200</b>    | <b>\$ 342,700</b>    |
| <b>Management consulting services</b>                           | <b>\$ 668,700</b>    | <b>460,200</b>       | <b>549,900</b>       |
| Capital Expenditures (See CIP Schedule)                         | \$ 34,769,920        | \$ 9,610,000         | 25,140,000           |
| <b>TIRZ Capital Expenditures</b>                                | <b>\$ 34,769,920</b> | <b>9,610,000</b>     | <b>25,140,000</b>    |
| Park 8  | \$ -                 | \$ -                 |                      |
| <b>Developer / Project Reimbursements</b>                       | <b>\$ -</b>          | <b>\$ -</b>          | <b>\$ -</b>          |
| Bond Debt Service (Series 2017)                                 |                      |                      |                      |
| Principal   | \$ 1,630,000         | 1,630,000            | 1,680,000            |
| Interest  | \$ 1,573,194         | 1,573,194            | 1,526,192            |
| Cost of Issuance  | \$ -                 | -                    | -                    |
| Bond Debt Service (Series 2020)                                 |                      |                      |                      |
| Principal   | \$ 1,215,000         | 1,215,000            | 1,275,000            |
| Interest  | \$ 1,319,931         | 1,319,931            | 1,257,681            |
| Cost of Issuance  | \$ -                 | -                    | -                    |
| Loan debt service   |                      |                      |                      |
| Principal   | \$ -                 | -                    | -                    |
| Interest  | \$ -                 | \$ -                 | \$ -                 |
| Cost of Issuance  | \$ -                 | \$ -                 | \$ -                 |
| <b>System debt service</b>                                      | <b>\$ 5,738,125</b>  | <b>5,738,125</b>     | <b>5,738,873</b>     |
| <b>TOTAL PROJECT COSTS</b>                                      | <b>\$ 41,176,745</b> | <b>15,808,325</b>    | <b>31,428,773</b>    |
| Payment/transfer to ISD - educational facilities                | \$ -                 | \$ -                 | \$ -                 |
| Payment/transfer to ISD - educational facilities (Pass Through) | \$ -                 | \$ -                 | \$ -                 |
| Administration Fees:  |                      |                      |                      |
| City  | \$ 596,979           | \$ 583,285           | \$ 609,819           |
| ISD   | \$ -                 | \$ -                 | \$ -                 |
| Affordable Housing:   |                      |                      |                      |
| City  | \$ -                 | \$ -                 | \$ -                 |
| Municipal Services (Payable to COH)                             | \$ 2,311,587         | \$ 2,311,587         | \$ 2,311,587         |
| COH Drainage Fee  | \$ -                 | \$ -                 | \$ -                 |
| <b>Total Transfers</b>  | <b>\$ 2,908,566</b>  | <b>\$ 2,894,872</b>  | <b>\$ 2,921,406</b>  |
| <b>Total Budget</b>   | <b>\$ 44,085,311</b> | <b>\$ 18,703,197</b> | <b>\$ 34,350,179</b> |
| RESTRICTED Funds - Capital Projects                             | \$ 5,797,874         | 27,041,946           | 7,124,762            |
| RESTRICTED Funds - Affordable Housing                           | \$ -                 | \$ -                 | \$ -                 |
| RESTRICTED Funds - Bond Debt Service                            | \$ 5,618,541         | \$ 5,738,873         | \$ 5,618,541         |
| <b>Ending Fund Balance</b>                                      | <b>\$ 11,416,415</b> | <b>32,780,819</b>    | <b>12,743,303</b>    |
| <b>Total Budget &amp; Ending Fund Balance</b>                   | <b>\$ 55,501,726</b> | <b>51,484,016</b>    | <b>47,093,482</b>    |

Notes:

**2025 - 2029 CAPITAL IMPROVEMENT PLAN  
TIRZ NO. 20 - SOUTHWEST HOUSTON REDEVELOPMENT AUTHORITY**

**CITY OF HOUSTON - TIRZ PROGRAM  
Economic Development Division**

| Council District | CIP No. | Project   | Fiscal Year Planned Appropriations |                     |                      |                      |                      |                     |                     |                      | FY25 - FY29 Total     | Cumulative Total (To Date) |
|------------------|---------|---|------------------------------------|---------------------|----------------------|----------------------|----------------------|---------------------|---------------------|----------------------|-----------------------|----------------------------|
|                  |         |   | Through 2023                       | Projected 2024      | 2025                 | 2026                 | 2027                 | 2028                | 2029                |                      |                       |                            |
| F, J             | T-2001  | Bellaire Access Management Mobility               | \$ 28,619,708                      | -                   | -                    | -                    | -                    | -                   | -                   | -                    | -                     | 28,619,708                 |
| J                | T-2002  | Fondren Access Management Mobility Improvements   | \$ 22,279,376                      | -                   | -                    | -                    | -                    | -                   | -                   | -                    | -                     | 22,279,376                 |
| J                | T-2003  | Social Services Project                           | \$ 425,033                         | -                   | -                    | -                    | -                    | -                   | -                   | -                    | -                     | 425,033                    |
| J                | T-2004  | Club Creek Detention Basin & Park                 | \$ 10,642,566                      | 400,000             | 440,000              | -                    | -                    | -                   | -                   | -                    | 440,000               | 11,482,566                 |
| F                | T-2005  | Oak Park Road Construction                        | \$ 94,738                          | -                   | -                    | -                    | -                    | -                   | -                   | -                    | -                     | 94,738                     |
| J                | T-2006  | Crain Park  | \$ 455,000                         | -                   | -                    | -                    | -                    | -                   | -                   | -                    | -                     | 455,000                    |
| J                | T-2007  | Sharpstown Park Pool Reconstruction               | \$ 2,000,000                       | -                   | -                    | -                    | -                    | -                   | -                   | -                    | -                     | 2,000,000                  |
| J                | T-2008  | Regional Hike and Bike Trails (Centerpoint Trail) | \$ 902,352                         | 550,000             | 2,750,000            | 3,150,000            | 1,000,000            | -                   | -                   | -                    | 6,900,000             | 8,352,352                  |
| J                | T-2009  | Mall Redevelopment Project                        | \$ 2,270,929                       | -                   | 1,050,000            | 3,050,000            | -                    | -                   | -                   | -                    | 4,100,000             | 6,370,929                  |
| J                | T-2010  | Harwin Drive Mobility and Drainage Improvements   | \$ 3,624,634                       | 700,000             | 1,900,000            | 4,400,000            | -                    | -                   | -                   | -                    | 6,300,000             | 10,624,634                 |
| J                | T-2010A | Harwin & Gessner Intersection Improvements        | \$ 1,108,722                       | 500,000             | 5,200,000            | -                    | -                    | -                   | -                   | -                    | 5,200,000             | 6,808,722                  |
| J                | T-2011  | Lee LeClear Tennis Center Reconstruction          | \$ 541,850                         | -                   | -                    | -                    | -                    | -                   | -                   | -                    | -                     | 541,850                    |
| J                | T-2015  | Lansdale Park                                     | \$ 455,000                         | -                   | -                    | -                    | -                    | -                   | -                   | -                    | -                     | 455,000                    |
| J                | T-2016  | Brays Bayou                                       | \$ 84,709                          | -                   | -                    | -                    | -                    | -                   | -                   | -                    | -                     | 84,709                     |
| J                | T-2017  | Bonham Park                                       | \$ 102,199                         | -                   | -                    | -                    | -                    | -                   | -                   | -                    | -                     | 102,199                    |
| J                | T-2018  | Bellaire Lights                                   | \$ 135,973                         | -                   | -                    | -                    | -                    | -                   | -                   | -                    | -                     | 135,973                    |
| J                | T-2020  | Harwin at Hillcroft Intersection Reconstruction   | \$ 821,062                         | 200,000             | 400,000              | 6,600,000            | 1,100,000            | -                   | -                   | -                    | 8,100,000             | 9,121,062                  |
| J                | T-2021  | Corporate Drive Reconstruction                    | \$ 2,463,298                       | 4,000,000           | -                    | -                    | -                    | -                   | -                   | -                    | -                     | 6,463,298                  |
| J                | T-2022  | Hillcroft Avenue Safety Projects South of I-69    | \$ 2,503,050                       | -                   | -                    | -                    | -                    | -                   | -                   | -                    | -                     | 2,503,050                  |
| J                | T-2023  | Economic Development Community Improvements       | \$ 3,158,042                       | -                   | -                    | -                    | -                    | -                   | -                   | -                    | -                     | 3,158,042                  |
| F, J             | T-2024  | Sidewalk Replacement & Improvements               | \$ 881,121                         | 125,000             | 1,000,000            | 1,200,000            | 600,000              | -                   | -                   | -                    | 2,800,000             | 3,806,121                  |
| J                | T-2025  | Ruffino Hills Economic & Environmental Resilience | \$ 137,123                         | -                   | -                    | -                    | -                    | -                   | -                   | -                    | -                     | 137,123                    |
| J                | T-2026  | Bus Stop Shelter Improvements                     | \$ 62,146                          | -                   | -                    | -                    | -                    | -                   | -                   | -                    | -                     | 62,146                     |
| F, J             | T-2027  | Bellaire Intersections Paver Improvements         | \$ 878,349                         | -                   | -                    | -                    | -                    | -                   | -                   | -                    | -                     | 878,349                    |
| F, J             | T-2028  | Southwest Civic Core Campus                       | \$ 148,000                         | 800,000             | 1,550,000            | 11,400,000           | -                    | -                   | -                   | -                    | 12,950,000            | 13,898,000                 |
| F, J             | T-2029  | District Gateways                                 | \$ -                               | 35,000              | 200,000              | 1,000,000            | -                    | -                   | -                   | -                    | 1,200,000             | 1,235,000                  |
| K                | T-2030  | Gasmer Site Redevelopment                         | \$ -                               | -                   | -                    | -                    | 5,400,000            | -                   | -                   | -                    | 5,400,000             | 5,400,000                  |
| F                | T-2031  | Land Acquisition Economic Development             | \$ -                               | -                   | 10,000,000           | -                    | -                    | -                   | -                   | -                    | 10,000,000            | 10,000,000                 |
| J                | T-2035  | Sharpstown Community Center                       | \$ -                               | -                   | 500,000              | 1,000,000            | 9,250,000            | 5,250,000           | -                   | -                    | 16,000,000            | 16,000,000                 |
| F, J             | T-2099  | Concrete Panel Replacement Program                | \$ 4,979,285                       | 2,300,000           | 150,000              | 1,300,000            | 800,000              | 1,300,000           | 1,150,000           | -                    | 4,700,000             | 11,979,285                 |
| <b>Totals</b>    |         |   | <b>\$ 89,774,265</b>               | <b>\$ 9,610,000</b> | <b>\$ 25,140,000</b> | <b>\$ 33,100,000</b> | <b>\$ 18,150,000</b> | <b>\$ 6,550,000</b> | <b>\$ 1,150,000</b> | <b>\$ 84,090,000</b> | <b>\$ 183,474,265</b> |                            |

\* NOTE:

| Source of Funds      | Fiscal Year Planned Appropriations |                  |                   |                   |                   |                  |                  |                   | Cumulative Total (To Date) |
|----------------------|------------------------------------|------------------|-------------------|-------------------|-------------------|------------------|------------------|-------------------|----------------------------|
|                      | Through 2023                       | Projected 2024   | 2025              | 2026              | 2027              | 2028             | 2029             | FY25 - FY29 Total |                            |
| TIRZ Funds           | 87,454,265                         | 9,560,000        | 23,140,000        | 21,300,000        | 8,900,000         | 1,300,000        | 1,150,000        | 55,790,000        | 152,804,265                |
| City of Houston      | 769,000                            | 50,000           | 500,000           | 6,000,000         | 4,250,000         | 3,250,000        | -                | 14,000,000        | 14,819,000                 |
| Grants               | -                                  | -                | 1,500,000         | 5,800,000         | 2,000,000         | -                | -                | 9,300,000         | 9,300,000                  |
| Other                | 1,551,000                          | -                | -                 | -                 | 3,000,000         | 2,000,000        | -                | 5,000,000         | 6,551,000                  |
| <b>Project Total</b> | <b>89,774,265</b>                  | <b>9,610,000</b> | <b>25,140,000</b> | <b>33,100,000</b> | <b>18,150,000</b> | <b>6,550,000</b> | <b>1,150,000</b> | <b>84,090,000</b> | <b>183,474,265</b>         |

|                       |   |  |                 |                      |              |               |             |              |
|-----------------------|---|--|-----------------|----------------------|--------------|---------------|-------------|--------------|
| <b>Project:</b>       | <b>Club Creek Detention Basin &amp; Park</b>  | <b>City Council District</b>                           | <b>Key Map:</b> |                      | <b>WBS.:</b> | <b>T-2004</b> |             |              |
|                       |   | <b>Location:</b>                                       | J               | <b>Geo. Ref.:</b>    |              |               |             |              |
|                       |   | <b>Served:</b>   | J               | <b>Neighborhood:</b> |              |               |             |              |
| <b>Description:</b>   | Land acquisition, planning, design and construction for road drainage/detention mitigation facilities. Detention for future city infrastructure improvements. Project will include detention basin, park facilities and connectivity to Brays Bayou trail system. This project is jointly funded by the TIRZ and the City of Houston. Includes Vietnam Veterans Memorial. | <b>Operating and Maintenance Costs: (\$ Thousands)</b> |                 |                      |              |               |             |              |
|                       |   |  | <b>2025</b>     | <b>2026</b>          | <b>2027</b>  | <b>2028</b>   | <b>2029</b> | <b>Total</b> |
|                       |   | Personnel  | -               | -                    | -            | -             | -           | \$ -         |
|                       |   | Supplies   | -               | -                    | -            | -             | -           | \$ -         |
|                       |   | Svcs. & Chgs.  | -               | -                    | -            | -             | -           | \$ -         |
|                       |   | Capital Outlay   | -               | -                    | -            | -             | -           | \$ -         |
|                       |   | <b>Total</b>   | \$ -            | \$ -                 | \$ -         | \$ -          | \$ -        | \$ -         |
| <b>FTEs</b>           |   |  |                 |                      |              | -             |             |              |
| <b>Justification:</b> | To relieve and mitigate street flooding for City of Houston road projects within the area; provide park and hike/bike facilities for an underserved area. Harris County Flood Control District has agreed to reimburse TIRZ 20 for Brays Bayou slop failure repairs.  |  |                 |                      |              |               |             |              |
|                       |   |  |                 |                      |              |               |             |              |

**Fiscal Year Planned Expenses**

| Project Allocation       |              | Projected Expenses thru 6/30/23 | 2024 Budget  | 2024 Estimate | 2025       | 2026 | 2027 | 2028 | 2029 | FY25 - FY29 Total | Cumulative Total (To Date) |
|--------------------------|--------------|---------------------------------|--------------|---------------|------------|------|------|------|------|-------------------|----------------------------|
| <b>Phase</b>             |              |                                 |              |               |            |      |      |      |      |                   |                            |
| 1                        | Planning     | -                               | -            | -             | -          | -    | -    | -    | -    | \$ -              | \$ -                       |
| 2                        | Acquisition  | 1,672,595                       | 2,000,000    | -             | -          | -    | -    | -    | -    | \$ -              | \$ 1,672,595               |
| 3                        | Design       | 1,161,794                       | 125,000      | -             | -          | -    | -    | -    | -    | \$ -              | \$ 1,161,794               |
| 4                        | Construction | 7,490,250                       | 806,000      | 350,000       | -          | -    | -    | -    | -    | \$ -              | \$ 7,840,250               |
| 5                        | Equipment    | -                               | -            | -             | -          | -    | -    | -    | -    | \$ -              | \$ -                       |
| 6                        | Close-Out    | -                               | -            | -             | 440,000    | -    | -    | -    | -    | \$ 440,000        | \$ 440,000                 |
| 7                        | Other        | 317,927                         | 56,420       | 50,000        | -          | -    | -    | -    | -    | \$ -              | \$ 367,927                 |
|                          |              | -                               | -            | -             | -          | -    | -    | -    | -    | \$ -              | \$ -                       |
|                          |              | -                               | -            | -             | -          | -    | -    | -    | -    | \$ -              | \$ -                       |
|                          |              | -                               | -            | -             | -          | -    | -    | -    | -    | \$ -              | \$ -                       |
|                          |              | -                               | -            | -             | -          | -    | -    | -    | -    | \$ -              | \$ -                       |
|                          |              | -                               | -            | -             | -          | -    | -    | -    | -    | \$ -              | \$ -                       |
| <b>Other Sub-Total:</b>  |              | 317,927                         | 56,420       | 50,000        | -          | -    | -    | -    | -    | \$ -              | \$ 367,927                 |
| <b>Total Allocations</b> |              | 10,642,566                      | 2,987,420    | 400,000       | 440,000    | -    | \$ - | \$ - | \$ - | \$ 440,000        | \$ 11,482,566              |
| <b>Source of Funds</b>   |              |                                 |              |               |            |      |      |      |      |                   |                            |
| TIRZ Funds               |              | 8,422,566                       | 2,987,420    | 400,000       | 440,000    | -    | -    | -    | -    | \$ 440,000        | \$ 9,262,566               |
| City of Houston          |              | 720,000                         | -            | -             | -          | -    | -    | -    | -    | \$ -              | \$ 720,000                 |
| Grants                   |              | -                               | -            | -             | -          | -    | -    | -    | -    | \$ -              | \$ -                       |
| Other                    |              | 1,500,000                       | -            | -             | -          | -    | -    | -    | -    | \$ -              | \$ 1,500,000               |
| <b>Total Funds</b>       |              | \$ 10,642,566                   | \$ 2,987,420 | \$ 400,000    | \$ 440,000 | \$ - | \$ - | \$ - | \$ - | \$ 440,000        | \$ 11,482,566              |

|                       |   |  |             |                      |             |              |               |              |
|-----------------------|---|--|-------------|----------------------|-------------|--------------|---------------|--------------|
| <b>Project:</b>       | <b>Regional Hike and Bike Trails (Centerpoint Trail)</b>  | <b>City Council District</b>                           |             | <b>Key Map:</b>      | 530F        | <b>WBS.:</b> | <b>T-2008</b> |              |
|                       |   | <b>Location:</b>                                       | J           | <b>Geo. Ref.:</b>    |             |              |               |              |
|                       |   | <b>Served:</b>   | J           | <b>Neighborhood:</b> | 26          |              |               |              |
| <b>Description:</b>   | A 3.12 mile concrete CenterPoint Trail parallel to S. Gessner Rd. connection between Westpark Tollway to Southwest Freeway connecting at the Brays Bayou Greenway Trail. TIRZ increment funds only. | <b>Operating and Maintenance Costs: (\$ Thousands)</b> |             |                      |             |              |               |              |
|                       |   |  | <b>2025</b> | <b>2026</b>          | <b>2027</b> | <b>2028</b>  | <b>2029</b>   | <b>Total</b> |
|                       |   | Personnel  | -           | -                    | -           | -            | -             | \$ -         |
| <b>Justification:</b> | Provide connectivity and community need for hike and bike trails and bring safety, connectivity and economic benefits to the area.  | Supplies   | -           | -                    | -           | -            | -             | \$ -         |
|                       |   | Svcs. & Chgs.  | -           | -                    | -           | -            | -             | \$ -         |
|                       |   | Capital Outlay   | -           | -                    | -           | -            | -             | \$ -         |
|                       |   | x  | \$ -        | \$ -                 | \$ -        | \$ -         | \$ -          | \$ -         |
|                       |   | FTEs   |             |                      |             |              |               | -            |

**Fiscal Year Planned Expenses**

| <b>Project Allocation</b> |              | <b>Projected Expenses thru 6/30/23</b> | <b>2024 Budget</b> | <b>2024 Estimate</b> | <b>2025</b>  | <b>2026</b>  | <b>2027</b>  | <b>2028</b> | <b>2029</b> | <b>FY25 - FY29 Total</b> | <b>Cumulative Total (To Date)</b> |
|---------------------------|--------------|--|--------------------|----------------------|--------------|--------------|--------------|-------------|-------------|--------------------------|-----------------------------------|
| <b>Phase</b>              |              |  |                    |                      |              |              |              |             |             |                          |                                   |
| 1                         | Planning     | 49,500                                 | -                  | -                    | -            | -            | -            | -           | -           | \$ -                     | \$ 49,500                         |
| 2                         | Acquisition  | -                                      | -                  | -                    | 100,000      | -            | -            | -           | -           | \$ 100,000               | \$ 100,000                        |
| 3                         | Design       | 852,852                                | 300,000            | -                    | 100,000      | 100,000      | -            | -           | -           | \$ 200,000               | \$ 1,052,852                      |
| 4                         | Construction | -                                      | 2,300,000          | 500,000              | 2,500,000    | 3,000,000    | 1,000,000    | -           | -           | \$ 6,500,000             | \$ 7,000,000                      |
| 5                         | Equipment    | -                                      | -                  | -                    | -            | -            | -            | -           | -           | \$ -                     | \$ -                              |
| 6                         | Close-Out    | -                                      | -                  | -                    | -            | -            | -            | -           | -           | \$ -                     | \$ -                              |
| 7                         | Other        | -                                      | 475,000            | 50,000               | 50,000       | 50,000       | -            | -           | -           | \$ 100,000               | \$ 150,000                        |
|                           |              | -                                      | -                  | -                    | -            | -            | -            | -           | -           | \$ -                     | \$ -                              |
|                           |              | -                                      | -                  | -                    | -            | -            | -            | -           | -           | \$ -                     | \$ -                              |
|                           |              | -                                      | -                  | -                    | -            | -            | -            | -           | -           | \$ -                     | \$ -                              |
|                           |              | -                                      | -                  | -                    | -            | -            | -            | -           | -           | \$ -                     | \$ -                              |
|                           |              | -                                      | -                  | -                    | -            | -            | -            | -           | -           | \$ -                     | \$ -                              |
| <b>Other Sub-Total:</b>   |              | -                                      | 475,000            | 50,000               | 50,000       | 50,000       | -            | -           | -           | \$ 100,000               | \$ 150,000                        |
| <b>Total Allocations</b>  |              | \$ 902,352                             | \$ 3,075,000       | \$ 550,000           | \$ 2,750,000 | \$ 3,150,000 | \$ 1,000,000 | \$ -        | \$ -        | \$ 6,900,000             | \$ 8,352,352                      |
| <b>Source of Funds</b>    |              |  |                    |                      |              |              |              |             |             |                          |                                   |
| TIRZ Funds                |              | 902,352                                | 3,075,000          | 550,000              | 1,250,000    | 3,150,000    | 1,000,000    | -           | -           | \$ 5,400,000             | \$ 6,852,352                      |
| City of Houston           |              | -                                      | -                  | -                    | -            | -            | -            | -           | -           | \$ -                     | \$ -                              |
| Grants                    |              | -                                      | -                  | -                    | 1,500,000    | -            | -            | -           | -           | \$ 1,500,000             | \$ 1,500,000                      |
| Other                     |              | -                                      | -                  | -                    | -            | -            | -            | -           | -           | \$ -                     | \$ -                              |
| <b>Total Funds</b>        |              | \$ 902,352                             | \$ 3,075,000       | \$ 550,000           | \$ 2,750,000 | \$ 3,150,000 | \$ 1,000,000 | \$ -        | \$ -        | \$ 6,900,000             | \$ 8,352,352                      |

|                       |  |  |      |                      |      |              |               |       |
|-----------------------|--|--|------|----------------------|------|--------------|---------------|-------|
| <b>Project:</b>       | <b>Mall Redevelopment Project</b>  | <b>City Council District</b>                           |      | <b>Key Map:</b>      |      | <b>WBS.:</b> | <b>T-2009</b> |       |
|                       |  | <b>Location:</b>                                       | J    | <b>Geo. Ref.:</b>    |      |              |               |       |
|                       |  | <b>Served:</b>   | J    | <b>Neighborhood:</b> |      |              |               |       |
| <b>Description:</b>   | Ongoing coordination regarding Authority acquired property. Includes Plaza Americas landscape buffers. | <b>Operating and Maintenance Costs: (\$ Thousands)</b> |      |                      |      |              |               |       |
|                       |  |  | 2025 | 2026                 | 2027 | 2028         | 2029          | Total |
| <b>Justification:</b> | Enhance economic development in the area.  | Personnel  | -    | -                    | -    | -            | -             | \$ -  |
|                       |  | Supplies   | -    | -                    | -    | -            | -             | \$ -  |
|                       |  | Svcs. & Chgs.  | -    | -                    | -    | -            | -             | \$ -  |
|                       |  | Capital Outlay   | -    | -                    | -    | -            | -             | \$ -  |
|                       |  | <b>Total</b>   | \$ - | \$ -                 | \$ - | \$ -         | \$ -          | \$ -  |
|                       |  | <b>FTEs</b>  |      |                      |      |              |               |       |

**Fiscal Year Planned Expenses**

| Project Allocation       |              | Projected Expenses thru 6/30/23 | 2024 Budget | 2024 Estimate | 2025         | 2026         | 2027 | 2028 | 2029 | FY25 - FY29 Total | Cumulative Total (To Date) |
|--------------------------|--------------|---------------------------------|-------------|---------------|--------------|--------------|------|------|------|-------------------|----------------------------|
| <b>Phase</b>             |              |                                 |             |               |              |              |      |      |      |                   |                            |
| 1                        | Planning     |                                 | -           | -             | -            | -            | -    | -    | -    | \$ -              | \$ -                       |
| 2                        | Acquisition  | 2,202,061                       | -           | -             | -            | -            | -    | -    | -    | \$ -              | \$ 2,202,061               |
| 3                        | Design       | 55,180                          | 150,000     | -             | -            | -            | -    | -    | -    | \$ -              | \$ 55,180                  |
| 4                        | Construction | -                               | -           | -             | 1,000,000    | 3,000,000    | -    | -    | -    | \$ 4,000,000      | \$ 4,000,000               |
| 5                        | Equipment    | -                               | -           | -             | -            | -            | -    | -    | -    | \$ -              | \$ -                       |
| 6                        | Close-Out    | -                               | -           | -             | -            | -            | -    | -    | -    | \$ -              | \$ -                       |
| 7                        | Other        | 13,688                          | 45,000      | -             | 50,000       | 50,000       | -    | -    | -    | \$ 100,000        | \$ 113,688                 |
|                          |              | -                               | -           | -             | -            | -            | -    | -    | -    | \$ -              | \$ -                       |
|                          |              | -                               | -           | -             | -            | -            | -    | -    | -    | \$ -              | \$ -                       |
|                          |              | -                               | -           | -             | -            | -            | -    | -    | -    | \$ -              | \$ -                       |
|                          |              | -                               | -           | -             | -            | -            | -    | -    | -    | \$ -              | \$ -                       |
| <b>Other Sub-Total:</b>  |              | 13,688                          | 45,000      | -             | 50,000       | 50,000       | -    | -    | -    | \$ 100,000        | \$ 113,688                 |
| <b>Total Allocations</b> |              | \$ 2,270,929                    | \$ 195,000  | \$ -          | \$ 1,050,000 | \$ 3,050,000 | \$ - | \$ - | \$ - | \$ 4,100,000      | \$ 6,370,929               |
| <b>Source of Funds</b>   |              |                                 |             |               |              |              |      |      |      |                   |                            |
| TIRZ Funds               |              | 2,270,929                       | 195,000     | -             | 1,050,000    | 3,050,000    | -    | -    | -    | \$ 4,100,000      | \$ 6,370,929               |
| City of Houston          |              | -                               | -           | -             | -            | -            | -    | -    | -    | \$ -              | \$ -                       |
| Grants                   |              | -                               | -           | -             | -            | -            | -    | -    | -    | \$ -              | \$ -                       |
| Other                    |              | -                               | -           | -             | -            | -            | -    | -    | -    | \$ -              | \$ -                       |
| <b>Total Funds</b>       |              | \$ 2,270,929                    | \$ 195,000  | \$ -          | \$ 1,050,000 | \$ 3,050,000 | \$ - | \$ - | \$ - | \$ 4,100,000      | \$ 6,370,929               |

\*NOTE:



|                       |  |  |                 |                      |              |               |      |       |
|-----------------------|--|--|-----------------|----------------------|--------------|---------------|------|-------|
| <b>Project:</b>       | <b>Harwin Drive Mobility and Drainage Improvements</b>   | <b>City Council District</b>                           | <b>Key Map:</b> |                      | <b>WBS.:</b> | <b>T-2010</b> |      |       |
|                       |  | <b>Location:</b>                                       | J               | <b>Geo. Ref.:</b>    |              |               |      |       |
|                       |  | <b>Served:</b>   | J               | <b>Neighborhood:</b> |              |               |      |       |
| <b>Description:</b>   | Reconstruction of Harwin Drive from Drew Street to Fondren. Four 11 foot wide travel lanes with concrete curb and gutter. 6 foot wide sidewalks with ADA accessible ramps. New right turn lane at Fondren. Paving improvements at Drew Street. New 17.5 acre feet detention basin and area wide drainage improvements. | <b>Operating and Maintenance Costs: (\$ Thousands)</b> |                 |                      |              |               |      |       |
|                       |  |  | 2025            | 2026                 | 2027         | 2028          | 2029 | Total |
| <b>Justification:</b> | Area is prone to flooding and traffic congestion. Improve mobility and drainage along the Harwin Corridor. Promote economic development.   | Personnel  | -               | -                    | -            | -             | -    | \$ -  |
|                       |  | Supplies   | -               | -                    | -            | -             | -    | \$ -  |
|                       |  | Svcs. & Chgs.  | -               | -                    | -            | -             | -    | \$ -  |
|                       |  | Capital Outlay   | -               | -                    | -            | -             | -    | \$ -  |
|                       |  | <b>Total</b>   | \$ -            | \$ -                 | \$ -         | \$ -          | \$ - | \$ -  |
|                       |  |  |                 |                      |              | FTEs          | -    |       |

**Fiscal Year Planned Expenses**

| Project Allocation      |              | Projected Expenses thru 6/30/23 | 2024 Budget | 2024 Estimate | 2025      | 2026      | 2027 | 2028 | 2029 | FY25 - FY29 Total | Cumulative Total (To Date) |
|-------------------------|--------------|---------------------------------|-------------|---------------|-----------|-----------|------|------|------|-------------------|----------------------------|
| <b>Phase</b>            |              |                                 |             |               |           |           |      |      |      |                   |                            |
| 1                       | Planning     | -                               | -           | -             | -         | -         | -    | -    | -    | \$ -              | \$ -                       |
| 2                       | Acquisition  | 2,505,343                       | -           | -             | -         | -         | -    | -    | -    | \$ -              | \$ 2,505,343               |
| 3                       | Design       | 950,847                         | 850,000     | 700,000       | 250,000   | -         | -    | -    | -    | \$ 250,000        | \$ 1,900,847               |
| 4                       | Construction | -                               | -           | -             | 1,500,000 | 4,000,000 | -    | -    | -    | \$ 5,500,000      | \$ 5,500,000               |
| 5                       | Equipment    | -                               | -           | -             | -         | -         | -    | -    | -    | \$ -              | \$ -                       |
| 6                       | Close-Out    | -                               | -           | -             | -         | -         | -    | -    | -    | \$ -              | \$ -                       |
| 7                       | Other        | 168,444                         | -           | -             | 150,000   | 400,000   | -    | -    | -    | \$ 550,000        | \$ 718,444                 |
|                         |              | -                               | -           | -             | -         | -         | -    | -    | -    | \$ -              | \$ -                       |
|                         |              | -                               | -           | -             | -         | -         | -    | -    | -    | \$ -              | \$ -                       |
|                         |              | -                               | -           | -             | -         | -         | -    | -    | -    | \$ -              | \$ -                       |
|                         |              | -                               | -           | -             | -         | -         | -    | -    | -    | \$ -              | \$ -                       |
|                         |              | -                               | -           | -             | -         | -         | -    | -    | -    | \$ -              | \$ -                       |
| <b>Other Sub-Total:</b> |              | 168,444                         | -           | -             | 150,000   | 400,000   | -    | -    | -    | \$ 550,000        | \$ 718,444                 |

|                          |              |            |            |              |              |      |      |      |              |               |
|--------------------------|--------------|------------|------------|--------------|--------------|------|------|------|--------------|---------------|
| <b>Total Allocations</b> | \$ 3,624,634 | \$ 850,000 | \$ 700,000 | \$ 1,900,000 | \$ 4,400,000 | \$ - | \$ - | \$ - | \$ 6,300,000 | \$ 10,624,634 |
|--------------------------|--------------|------------|------------|--------------|--------------|------|------|------|--------------|---------------|

| Source of Funds    |              |            |            |              |              |      |      |      |              |               |
|--------------------|--------------|------------|------------|--------------|--------------|------|------|------|--------------|---------------|
| TIRZ Funds         | 3,624,634    | 850,000    | 700,000    | 1,900,000    | 4,400,000    | -    | -    | -    | \$ 6,300,000 | \$ 10,624,634 |
| City of Houston    | -            | -          | -          | -            | -            | -    | -    | -    | \$ -         | \$ -          |
| Grants             | -            | -          | -          | -            | -            | -    | -    | -    | \$ -         | \$ -          |
| Other              | -            | -          | -          | -            | -            | -    | -    | -    | \$ -         | \$ -          |
| <b>Total Funds</b> | \$ 3,624,634 | \$ 850,000 | \$ 700,000 | \$ 1,900,000 | \$ 4,400,000 | \$ - | \$ - | \$ - | \$ 6,300,000 | \$ 10,624,634 |

|                       |   |  |                 |                      |              |                |      |       |
|-----------------------|---|--|-----------------|----------------------|--------------|----------------|------|-------|
| <b>Project:</b>       | <b>Harwin &amp; Gessner Intersection Improvements</b>                   | <b>City Council District</b>                           | <b>Key Map:</b> |                      | <b>WBS.:</b> | <b>T-2010A</b> |      |       |
|                       |   | <b>Location:</b>                                       | J               | <b>Geo. Ref.:</b>    |              |                |      |       |
|                       |   | <b>Served:</b>   | J               | <b>Neighborhood:</b> |              |                |      |       |
| <b>Description:</b>   | Reconstruction of the Harwin Drive and South Gessner Road Intersection. | <b>Operating and Maintenance Costs: (\$ Thousands)</b> |                 |                      |              |                |      |       |
|                       |   |  | 2025            | 2026                 | 2027         | 2028           | 2029 | Total |
|                       |   | Personnel  | -               | -                    | -            | -              | -    | \$ -  |
|                       |   | Supplies   | -               | -                    | -            | -              | -    | \$ -  |
| <b>Justification:</b> | Improve traffic mobility and pedestrian safety.                         | Svcs. & Chgs.  | -               | -                    | -            | -              | -    | \$ -  |
|                       |   | Capital Outlay   | -               | -                    | -            | -              | -    | \$ -  |
|                       |   | <b>Total</b>   | \$ -            | \$ -                 | \$ -         | \$ -           | \$ - | \$ -  |
|                       |   | FTEs   |                 |                      |              |                |      | -     |

**Fiscal Year Planned Expenses**

| Project Allocation       |              | Projected Expenses thru 6/30/23 | 2024 Budget  | 2024 Estimate | 2025         | 2026 | 2027 | 2028 | 2029 | FY25 - FY29 Total | Cumulative Total (To Date) |
|--------------------------|--------------|---------------------------------|--------------|---------------|--------------|------|------|------|------|-------------------|----------------------------|
| <b>Phase</b>             |              |                                 |              |               |              |      |      |      |      |                   |                            |
| 1                        | Planning     | -                               | -            | -             | -            | -    | -    | -    | -    | \$ -              | \$ -                       |
| 2                        | Acquisition  | 151,741                         | -            | -             | -            | -    | -    | -    | -    | \$ -              | \$ 151,741                 |
| 3                        | Design       | 135,902                         | -            | 50,000        | -            | -    | -    | -    | -    | \$ -              | \$ 185,902                 |
| 4                        | Construction | 821,079                         | 3,500,000    | 400,000       | 5,000,000    | -    | -    | -    | -    | \$ 5,000,000      | \$ 6,221,079               |
| 5                        | Equipment    | -                               | -            | -             | -            | -    | -    | -    | -    | \$ -              | \$ -                       |
| 6                        | Close-Out    | -                               | -            | -             | -            | -    | -    | -    | -    | \$ -              | \$ -                       |
| 7                        | Other        | -                               | 160,000      | 50,000        | 200,000      | -    | -    | -    | -    | \$ 200,000        | \$ 250,000                 |
|                          |              | -                               | -            | -             | -            | -    | -    | -    | -    | \$ -              | \$ -                       |
|                          |              | -                               | -            | -             | -            | -    | -    | -    | -    | \$ -              | \$ -                       |
|                          |              | -                               | -            | -             | -            | -    | -    | -    | -    | \$ -              | \$ -                       |
|                          |              | -                               | -            | -             | -            | -    | -    | -    | -    | \$ -              | \$ -                       |
|                          |              | -                               | -            | -             | -            | -    | -    | -    | -    | \$ -              | \$ -                       |
| <b>Other Sub-Total:</b>  |              | -                               | 160,000      | 50,000        | 200,000      | -    | -    | -    | -    | \$ 200,000        | \$ 250,000                 |
| <b>Total Allocations</b> |              | \$ 1,108,722                    | \$ 3,660,000 | \$ 500,000    | \$ 5,200,000 | \$ - | \$ - | \$ - | \$ - | \$ 5,200,000      | \$ 6,808,722               |
| <b>Source of Funds</b>   |              |                                 |              |               |              |      |      |      |      |                   |                            |
| TIRZ Funds               |              | 1,108,722                       | 3,660,000    | 500,000       | 5,200,000    | -    | -    | -    | -    | \$ 5,200,000      | \$ 6,808,722               |
| City of Houston          |              | -                               | -            | -             | -            | -    | -    | -    | -    | \$ -              | \$ -                       |
| Grants                   |              | -                               | -            | -             | -            | -    | -    | -    | -    | \$ -              | \$ -                       |
| Other                    |              | -                               | -            | -             | -            | -    | -    | -    | -    | \$ -              | \$ -                       |
| <b>Total Funds</b>       |              | \$ 1,108,722                    | \$ 3,660,000 | \$ 500,000    | \$ 5,200,000 | \$ - | \$ - | \$ - | \$ - | \$ 5,200,000      | \$ 6,808,722               |

|                       |   |  |                 |                      |              |               |      |       |
|-----------------------|---|--|-----------------|----------------------|--------------|---------------|------|-------|
| <b>Project:</b>       | <b>Harwin at Hillcroft Intersection Reconstruction</b>  | <b>City Council District</b>                           | <b>Key Map:</b> |                      | <b>WBS.:</b> | <b>T-2020</b> |      |       |
|                       |   | <b>Location:</b>                                       | J               | <b>Geo. Ref.:</b>    |              |               |      |       |
|                       |   | <b>Served:</b>   | J               | <b>Neighborhood:</b> |              |               |      |       |
| <b>Description:</b>   | \$10,000,000 complete reconstruction of Harwin and Hillcroft intersection from Westpark Tollway to US 59/IH-69. Project received a \$3,000,000 Federal Grant. Construction of the project will be managed by the City of Houston. | <b>Operating and Maintenance Costs: (\$ Thousands)</b> |                 |                      |              |               |      |       |
|                       |   |  | 2025            | 2026                 | 2027         | 2028          | 2029 | Total |
| <b>Justification:</b> | Improve the intersection safety of mobility and intersection Level of Service (LOS).  | Personnel  | -               | -                    | -            | -             | -    | \$ -  |
|                       |   | Supplies   | -               | -                    | -            | -             | -    | \$ -  |
|                       |   | Svcs. & Chgs.  | -               | -                    | -            | -             | -    | \$ -  |
|                       |   | Capital Outlay   | -               | -                    | -            | -             | -    | \$ -  |
|                       |   | <b>Total</b>   | \$ -            | \$ -                 | \$ -         | \$ -          | \$ - | \$ -  |
|                       |   | FTEs   |                 |                      |              |               |      | -     |

**Fiscal Year Planned Expenses**

| Project Allocation       |              | Projected Expenses thru 6/30/23 | 2024 Budget  | 2024 Estimate | 2025       | 2026         | 2027         | 2028 | 2029 | FY25 - FY29 Total | Cumulative Total (To Date) |
|--------------------------|--------------|---------------------------------|--------------|---------------|------------|--------------|--------------|------|------|-------------------|----------------------------|
| <b>Phase</b>             |              |                                 |              |               |            |              |              |      |      |                   |                            |
| 1                        | Planning     | -                               | -            | -             | -          | -            | -            | -    | -    | \$ -              | \$ -                       |
| 2                        | Acquisition  | -                               | 260,000      | -             | 200,000    | -            | -            | -    | -    | \$ 200,000        | \$ 200,000                 |
| 3                        | Design       | 821,062                         | 170,000      | 200,000       | 200,000    | -            | -            | -    | -    | \$ 200,000        | \$ 1,221,062               |
| 4                        | Construction | -                               | 2,415,000    | -             | -          | 6,000,000    | 1,000,000    | -    | -    | \$ 7,000,000      | \$ 7,000,000               |
| 5                        | Equipment    | -                               | -            | -             | -          | -            | -            | -    | -    | \$ -              | \$ -                       |
| 6                        | Close-Out    | -                               | -            | -             | -          | -            | -            | -    | -    | \$ -              | \$ -                       |
| 7                        | Other        | -                               | 241,500      | -             | -          | 600,000      | 100,000      | -    | -    | \$ 700,000        | \$ 700,000                 |
|                          |              | -                               | -            | -             | -          | -            | -            | -    | -    | \$ -              | \$ -                       |
|                          |              | -                               | -            | -             | -          | -            | -            | -    | -    | \$ -              | \$ -                       |
|                          |              | -                               | -            | -             | -          | -            | -            | -    | -    | \$ -              | \$ -                       |
|                          |              | -                               | -            | -             | -          | -            | -            | -    | -    | \$ -              | \$ -                       |
|                          |              | -                               | -            | -             | -          | -            | -            | -    | -    | \$ -              | \$ -                       |
| <b>Other Sub-Total:</b>  |              | -                               | 241,500      | -             | -          | 600,000      | 100,000      | -    | -    | \$ 700,000        | \$ 700,000                 |
| <b>Total Allocations</b> |              | \$ 821,062                      | \$ 3,086,500 | \$ 200,000    | \$ 400,000 | \$ 6,600,000 | \$ 1,100,000 | \$ - | \$ - | \$ 8,100,000      | \$ 9,121,062               |
| <b>Source of Funds</b>   |              |                                 |              |               |            |              |              |      |      |                   |                            |
| TIRZ Funds               |              | 821,062                         | 3,086,500    | 200,000       | 400,000    | 6,600,000    | 1,100,000    | -    | -    | \$ 8,100,000      | \$ 9,121,062               |
| City of Houston          |              | -                               | -            | -             | -          | -            | -            | -    | -    | \$ -              | \$ -                       |
| Grants                   |              | -                               | -            | -             | -          | -            | -            | -    | -    | \$ -              | \$ -                       |
| Other                    |              | -                               | -            | -             | -          | -            | -            | -    | -    | \$ -              | \$ -                       |
| <b>Total Funds</b>       |              | \$ 821,062                      | \$ 3,086,500 | \$ 200,000    | \$ 400,000 | \$ 6,600,000 | \$ 1,100,000 | \$ - | \$ - | \$ 8,100,000      | \$ 9,121,062               |

|                       |  |  |                 |                      |              |               |      |       |
|-----------------------|--|--|-----------------|----------------------|--------------|---------------|------|-------|
| <b>Project:</b>       | <b>Corporate Drive Reconstruction</b>  | <b>City Council District</b>                           | <b>Key Map:</b> |                      | <b>WBS.:</b> | <b>T-2021</b> |      |       |
|                       |  | <b>Location:</b>                                       | J               | <b>Geo. Ref.:</b>    |              |               |      |       |
|                       |  | <b>Served:</b>   | J               | <b>Neighborhood:</b> |              |               |      |       |
| <b>Description:</b>   | Water line reconstruction and concrete pavement panel replacement on Corporate Dr. from Beechnut St. to Bellaire Blvd., including installation of a new traffic signal at the Corporate/ Beechnut intersection and the installation of a new street light system on Corporate Drive.   | <b>Operating and Maintenance Costs: (\$ Thousands)</b> |                 |                      |              |               |      |       |
|                       |  |  | 2025            | 2026                 | 2027         | 2028          | 2029 | Total |
| <b>Justification:</b> | The 2015 study of the street system pavement condition determined that more than 80% of the existing concert panels along Corporate Drive from Bellaire Blvd. to Beechnut St. are in a state of disrepair and must be replaced. It was determined that it would be beneficial to reconstruct the corridor rather than concrete panel replacement only. | Personnel  | -               | -                    | -            | -             | -    | \$ -  |
|                       |  | Supplies   | -               | -                    | -            | -             | -    | \$ -  |
|                       |  | Svcs. & Chgs.  | -               | -                    | -            | -             | -    | \$ -  |
|                       |  | Capital Outlay   | -               | -                    | -            | -             | -    | \$ -  |
|                       |  | <b>Total</b>   | \$ -            | \$ -                 | \$ -         | \$ -          | \$ - | \$ -  |
|                       | FTEs   |  |                 |                      |              |               | -    |       |

**Fiscal Year Planned Expenses**

| Project Allocation       |              | Projected Expenses thru 6/30/23 | 2024 Budget  | 2024 Estimate | 2025 | 2026 | 2027 | 2028 | 2029 | FY25 - FY29 Total | Cumulative Total (To Date) |
|--------------------------|--------------|---------------------------------|--------------|---------------|------|------|------|------|------|-------------------|----------------------------|
| <b>Phase</b>             |              |                                 |              |               |      |      |      |      |      |                   |                            |
| 1                        | Planning     | -                               | -            | -             | -    | -    | -    | -    | -    | \$ -              | \$ -                       |
| 2                        | Acquisition  | -                               | -            | -             | -    | -    | -    | -    | -    | \$ -              | \$ -                       |
| 3                        | Design       | 409,468                         | -            | -             | -    | -    | -    | -    | -    | \$ -              | \$ 409,468                 |
| 4                        | Construction | 1,968,333                       | 3,460,000    | 3,800,000     | -    | -    | -    | -    | -    | \$ -              | \$ 5,768,333               |
| 5                        | Equipment    | -                               | -            | -             | -    | -    | -    | -    | -    | \$ -              | \$ -                       |
| 6                        | Close-Out    | -                               | -            | -             | -    | -    | -    | -    | -    | \$ -              | \$ -                       |
| 7                        | Other        | 85,497                          | 120,000      | 200,000       | -    | -    | -    | -    | -    | \$ -              | \$ 285,497                 |
|                          |              | -                               | -            | -             | -    | -    | -    | -    | -    | \$ -              | \$ -                       |
|                          |              | -                               | -            | -             | -    | -    | -    | -    | -    | \$ -              | \$ -                       |
|                          |              | -                               | -            | -             | -    | -    | -    | -    | -    | \$ -              | \$ -                       |
|                          |              | -                               | -            | -             | -    | -    | -    | -    | -    | \$ -              | \$ -                       |
|                          |              | -                               | -            | -             | -    | -    | -    | -    | -    | \$ -              | \$ -                       |
| <b>Other Sub-Total:</b>  |              | 85,497                          | 120,000      | 200,000       | -    | -    | -    | -    | -    | \$ -              | \$ 285,497                 |
| <b>Total Allocations</b> |              | \$ 2,463,298                    | \$ 3,580,000 | \$ 4,000,000  | \$ - | \$ - | \$ - | \$ - | \$ - | \$ -              | \$ 6,463,298               |
| <b>Source of Funds</b>   |              |                                 |              |               |      |      |      |      |      |                   |                            |
| TIRZ Funds               |              | 2,463,298                       | 3,580,000    | 4,000,000     | -    | -    | -    | -    | -    | \$ -              | \$ 6,463,298               |
| City of Houston          |              | -                               | -            | -             | -    | -    | -    | -    | -    | \$ -              | \$ -                       |
| Grants                   |              | -                               | -            | -             | -    | -    | -    | -    | -    | \$ -              | \$ -                       |
| Other                    |              | -                               | -            | -             | -    | -    | -    | -    | -    | \$ -              | \$ -                       |
| <b>Total Funds</b>       |              | \$ 2,463,298                    | \$ 3,580,000 | \$ 4,000,000  | \$ - | \$ - | \$ - | \$ - | \$ - | \$ -              | \$ 6,463,298               |

\*NOTE:

|                       |  |  |                 |                      |              |               |      |       |
|-----------------------|--|--|-----------------|----------------------|--------------|---------------|------|-------|
| <b>Project:</b>       | <b>Sidewalk Replacement &amp; Improvements</b>   | <b>City Council District</b>                           | <b>Key Map:</b> |                      | <b>WBS.:</b> | <b>T-2024</b> |      |       |
|                       |  | <b>Location:</b>                                       | F, J            | <b>Geo. Ref.:</b>    |              |               |      |       |
|                       |  | <b>Served:</b>   | F, J            | <b>Neighborhood:</b> |              |               |      |       |
| <b>Description:</b>   | Repairs and replacement to selected existing damaged and missing sidewalks through out the zone. Miscellaneous curb and ramp repairs. Multiple Phases. Phase I was \$585,100 with 10,653 LF built, and Phase II is \$800,000 with 10,000 LF. New wide sidewalks and ADA ramps along and around the Dairy Ashford corridor and intersections in City Council District F within the TIRZ 20 zone boundaries. | <b>Operating and Maintenance Costs: (\$ Thousands)</b> |                 |                      |              |               |      |       |
|                       |  |  | 2025            | 2026                 | 2027         | 2028          | 2029 | Total |
| <b>Justification:</b> | Some existing sidewalks within the zone are dangerous for pedestrians, persons with disabilities, or are non existent or compliant. New sidewalks and repairs will beautify the area and enhance economic development.   | Personnel  | -               | -                    | -            | -             | -    | \$ -  |
|                       |  | Supplies   | -               | -                    | -            | -             | -    | \$ -  |
|                       |  | Svcs. & Chgs.  | -               | -                    | -            | -             | -    | \$ -  |
|                       |  | Capital Outlay   | -               | -                    | -            | -             | -    | \$ -  |
|                       |  | <b>Total</b>   | \$ -            | \$ -                 | \$ -         | \$ -          | \$ - | \$ -  |
|                       |  | <b>FTEs</b>  |                 |                      |              |               |      | -     |

**Fiscal Year Planned Expenses**

| Project Allocation       |              | Projected Expenses thru 6/30/23 | 2024 Budget | 2024 Estimate | 2025         | 2026         | 2027       | 2028 | 2029 | FY25 - FY29 Total | Cumulative Total (To Date) |
|--------------------------|--------------|---------------------------------|-------------|---------------|--------------|--------------|------------|------|------|-------------------|----------------------------|
| <b>Phase</b>             |              |                                 |             |               |              |              |            |      |      |                   |                            |
| 1                        | Planning     | -                               | -           | -             | -            | -            | -          | -    | -    | \$ -              | \$ -                       |
| 2                        | Acquisition  | -                               | -           | -             | -            | -            | -          | -    | -    | \$ -              | \$ -                       |
| 3                        | Design       | 279,366                         | -           | 25,000        | 200,000      | 100,000      | -          | -    | -    | \$ 300,000        | \$ 604,366                 |
| 4                        | Construction | 585,109                         | 800,000     | 100,000       | 700,000      | 1,000,000    | 500,000    | -    | -    | \$ 2,200,000      | \$ 2,885,109               |
| 5                        | Equipment    | -                               | -           | -             | -            | -            | -          | -    | -    | \$ -              | \$ -                       |
| 6                        | Close-Out    | -                               | -           | -             | -            | -            | -          | -    | -    | \$ -              | \$ -                       |
| 7                        | Other        | 16,646                          | 120,000     | -             | 100,000      | 100,000      | 100,000    | -    | -    | \$ 300,000        | \$ 316,646                 |
|                          |              | -                               | -           | -             | -            | -            | -          | -    | -    | \$ -              | \$ -                       |
|                          |              | -                               | -           | -             | -            | -            | -          | -    | -    | \$ -              | \$ -                       |
|                          |              | -                               | -           | -             | -            | -            | -          | -    | -    | \$ -              | \$ -                       |
|                          |              | -                               | -           | -             | -            | -            | -          | -    | -    | \$ -              | \$ -                       |
| <b>Other Sub-Total:</b>  |              | 16,646                          | 120,000     | -             | 100,000      | 100,000      | 100,000    | -    | -    | \$ 300,000        | \$ 316,646                 |
| <b>Total Allocations</b> |              | \$ 881,121                      | \$ 875,000  | \$ 125,000    | \$ 1,000,000 | \$ 1,200,000 | \$ 600,000 | \$ - | \$ - | \$ 2,800,000      | \$ 3,806,121               |
| <b>Source of Funds</b>   |              |                                 |             |               |              |              |            |      |      |                   |                            |
| TIRZ Funds               |              | 881,121                         | 875,000     | 125,000       | 1,000,000    | 1,200,000    | 600,000    | -    | -    | \$ 2,800,000      | \$ 3,806,121               |
| City of Houston          |              | -                               | -           | -             | -            | -            | -          | -    | -    | \$ -              | \$ -                       |
| Grants                   |              | -                               | -           | -             | -            | -            | -          | -    | -    | \$ -              | \$ -                       |
| Other                    |              | -                               | -           | -             | -            | -            | -          | -    | -    | \$ -              | \$ -                       |
| <b>Total Funds</b>       |              | \$ 881,121                      | \$ 875,000  | \$ 125,000    | \$ 1,000,000 | \$ 1,200,000 | \$ 600,000 | \$ - | \$ - | \$ 2,800,000      | \$ 3,806,121               |

|                       |  |  |             |                      |             |              |               |              |
|-----------------------|--|--|-------------|----------------------|-------------|--------------|---------------|--------------|
| <b>Project:</b>       | <b>Southwest Civic Core Campus</b>   | <b>City Council District</b>                           |             | <b>Key Map:</b>      |             | <b>WBS.:</b> | <b>T-2028</b> |              |
|                       |  | <b>Location:</b>                                       | F, J        | <b>Geo. Ref.:</b>    |             |              |               |              |
|                       |  | <b>Served:</b>   | F, J        | <b>Neighborhood:</b> |             |              |               |              |
| <b>Description:</b>   | Mobility connection improvements and redeveloping underperforming property sites in area commonly referred to as Gulfton Civic Core bounded by IH-69, Hillcroft, Bellaire, and Bintliff. The FY26 Allocation is for Phase I the multi-service center pavilion expansion. | <b>Operating and Maintenance Costs: (\$ Thousands)</b> |             |                      |             |              |               |              |
| <b>Justification:</b> | Promote broader economic development and redevelopment to underperforming area.  |  | <b>2025</b> | <b>2026</b>          | <b>2027</b> | <b>2028</b>  | <b>2029</b>   | <b>Total</b> |
|                       |  | Personnel  | -           | -                    | -           | -            | -             | \$ -         |
|                       |  | Supplies   | -           | -                    | -           | -            | -             | \$ -         |
|                       |  | Svcs. & Chgs.  | -           | -                    | -           | -            | -             | \$ -         |
|                       |  | Capital Outlay   | -           | -                    | -           | -            | -             | \$ -         |
|                       |  | <b>Total</b>   | \$ -        | \$ -                 | \$ -        | \$ -         | \$ -          | \$ -         |
| FTEs                  |  |  |             |                      |             |              |               |              |

**Fiscal Year Planned Expenses**

| Project Allocation       |              | Projected Expenses thru 6/30/23 | 2024 Budget | 2024 Estimate | 2025         | 2026          | 2027 | 2028 | 2029 | FY25 - FY29 Total | Cumulative Total (To Date) |
|--------------------------|--------------|---------------------------------|-------------|---------------|--------------|---------------|------|------|------|-------------------|----------------------------|
| <b>Phase</b>             |              |                                 |             |               |              |               |      |      |      |                   |                            |
| 1                        | Planning     | 148,000                         | 150,000     | -             | 250,000      | -             | -    | -    | -    | \$ 250,000        | \$ 398,000                 |
| 2                        | Acquisition  | -                               | -           | -             | -            | -             | -    | -    | -    | \$ -              | \$ -                       |
| 3                        | Design       | -                               | 750,000     | 750,000       | 1,300,000    | -             | -    | -    | -    | \$ 1,300,000      | \$ 2,050,000               |
| 4                        | Construction | -                               | 50,000      | 50,000        | -            | 10,400,000    | -    | -    | -    | \$ 10,400,000     | \$ 10,450,000              |
| 5                        | Equipment    | -                               | -           | -             | -            | -             | -    | -    | -    | \$ -              | \$ -                       |
| 6                        | Close-Out    | -                               | -           | -             | -            | -             | -    | -    | -    | \$ -              | \$ -                       |
| 7                        | Other        | -                               | -           | -             | -            | 1,000,000     | -    | -    | -    | \$ 1,000,000      | \$ 1,000,000               |
|                          |              | -                               | -           | -             | -            | -             | -    | -    | -    | \$ -              | \$ -                       |
|                          |              | -                               | -           | -             | -            | -             | -    | -    | -    | \$ -              | \$ -                       |
|                          |              | -                               | -           | -             | -            | -             | -    | -    | -    | \$ -              | \$ -                       |
|                          |              | -                               | -           | -             | -            | -             | -    | -    | -    | \$ -              | \$ -                       |
| <b>Other Sub-Total:</b>  |              | -                               | -           | -             | -            | 1,000,000     | -    | -    | -    | \$ 1,000,000      | \$ 1,000,000               |
| <b>Total Allocations</b> |              | \$ 148,000                      | \$ 950,000  | \$ 800,000    | \$ 1,550,000 | \$ 11,400,000 | \$ - | \$ - | \$ - | \$ 12,950,000     | \$ 13,898,000              |
| <b>Source of Funds</b>   |              |                                 |             |               |              |               |      |      |      |                   |                            |
| TIRZ Funds               |              | 48,000                          | 950,000     | 750,000       | 1,550,000    | 600,000       | -    | -    | -    | \$ 2,150,000      | \$ 2,948,000               |
| City of Houston          |              | 49,000                          | -           | 50,000        | -            | 5,000,000     | -    | -    | -    | \$ 5,000,000      | \$ 5,099,000               |
| Grants                   |              | -                               | -           | -             | -            | 5,800,000     | -    | -    | -    | \$ 5,800,000      | \$ 5,800,000               |
| Other                    |              | 51,000                          | -           | -             | -            | -             | -    | -    | -    | \$ -              | \$ 51,000                  |
| <b>Total Funds</b>       |              | \$ 148,000                      | \$ 950,000  | \$ 800,000    | \$ 1,550,000 | \$ 11,400,000 | \$ - | \$ - | \$ - | \$ 12,950,000     | \$ 13,898,000              |







|   |  |  |  |                      |  |                      |  |               |  |               |  |             |  |             |  |             |  |                          |  |                                   |  |
|---|--|--|--|----------------------|--|----------------------|--|---------------|--|---------------|--|-------------|--|-------------|--|-------------|--|--------------------------|--|-----------------------------------|--|
| <b>Project:</b> Land Acquisition Economic Development   |  | <b>City Council District</b>                           |  | <b>Key Map:</b>      |  |                      |  | <b>WBS.:</b>  |  | <b>T-2031</b> |  |             |  |             |  |             |  |                          |  |                                   |  |
|   |  | <b>Location:</b> F                                     |  | <b>Geo. Ref.:</b>    |  |                      |  |               |  |               |  |             |  |             |  |             |  |                          |  |                                   |  |
|   |  | <b>Served:</b> F                                       |  | <b>Neighborhood:</b> |  |                      |  |               |  |               |  |             |  |             |  |             |  |                          |  |                                   |  |
| <b>Description:</b> Land acquisition for economic development purposes.                             |  | <b>Operating and Maintenance Costs: (\$ Thousands)</b> |  |                      |  |                      |  |               |  |               |  |             |  |             |  |             |  |                          |  |                                   |  |
|   |  |  |  | 2025                 |  | 2026                 |  | 2027          |  | 2028          |  | 2029        |  | Total       |  |             |  |                          |  |                                   |  |
|   |  | Personnel  |  | -                    |  | -                    |  | -             |  | -             |  | -           |  | \$ -        |  |             |  |                          |  |                                   |  |
|   |  | Supplies   |  | -                    |  | -                    |  | -             |  | -             |  | -           |  | \$ -        |  |             |  |                          |  |                                   |  |
| <b>Justification:</b> Enhance economic development opportunities through strategic land acquisition |  | Svcs. & Chgs.  |  | -                    |  | -                    |  | -             |  | -             |  | -           |  | \$ -        |  |             |  |                          |  |                                   |  |
|   |  | Capital Outlay   |  | -                    |  | -                    |  | -             |  | -             |  | -           |  | \$ -        |  |             |  |                          |  |                                   |  |
|   |  | <b>Total</b>   |  | \$ -                 |  | \$ -                 |  | \$ -          |  | \$ -          |  | \$ -        |  | \$ -        |  |             |  |                          |  |                                   |  |
|   |  | FTEs   |  |                      |  |                      |  |               |  |               |  |             |  | -           |  |             |  |                          |  |                                   |  |
| <b>Fiscal Year Planned Expenses</b>   |  |  |  |                      |  |                      |  |               |  |               |  |             |  |             |  |             |  |                          |  |                                   |  |
| <b>Project Allocation</b>   |  | <b>Projected Expenses thru 6/30/23</b>                 |  | <b>2024 Budget</b>   |  | <b>2024 Estimate</b> |  | <b>2025</b>   |  | <b>2026</b>   |  | <b>2027</b> |  | <b>2028</b> |  | <b>2029</b> |  | <b>FY25 - FY29 Total</b> |  | <b>Cumulative Total (To Date)</b> |  |
| <b>Phase</b>  |  |  |  |                      |  |                      |  |               |  |               |  |             |  |             |  |             |  |                          |  |                                   |  |
| 1 Planning  |  | -  |  | -                    |  | -                    |  | -             |  | -             |  | -           |  | -           |  | -           |  | \$ -                     |  | \$ -                              |  |
| 2 Acquisition   |  | -  |  | 10,000,000           |  | -                    |  | 10,000,000    |  | -             |  | -           |  | -           |  | -           |  | \$ 10,000,000            |  | \$ 10,000,000                     |  |
| 3 Design  |  | -  |  | -                    |  | -                    |  | -             |  | -             |  | -           |  | -           |  | -           |  | \$ -                     |  | \$ -                              |  |
| 4 Construction  |  | -  |  | -                    |  | -                    |  | -             |  | -             |  | -           |  | -           |  | -           |  | \$ -                     |  | \$ -                              |  |
| 5 Equipment   |  | -  |  | -                    |  | -                    |  | -             |  | -             |  | -           |  | -           |  | -           |  | \$ -                     |  | \$ -                              |  |
| 6 Close-Out   |  | -  |  | -                    |  | -                    |  | -             |  | -             |  | -           |  | -           |  | -           |  | \$ -                     |  | \$ -                              |  |
| 7 Other   |  | -  |  | -                    |  | -                    |  | -             |  | -             |  | -           |  | -           |  | -           |  | \$ -                     |  | \$ -                              |  |
|   |  | -  |  | -                    |  | -                    |  | -             |  | -             |  | -           |  | -           |  | -           |  | \$ -                     |  | \$ -                              |  |
|   |  | -  |  | -                    |  | -                    |  | -             |  | -             |  | -           |  | -           |  | -           |  | \$ -                     |  | \$ -                              |  |
|   |  | -  |  | -                    |  | -                    |  | -             |  | -             |  | -           |  | -           |  | -           |  | \$ -                     |  | \$ -                              |  |
|   |  | -  |  | -                    |  | -                    |  | -             |  | -             |  | -           |  | -           |  | -           |  | \$ -                     |  | \$ -                              |  |
| <b>Other Sub-Total:</b>   |  | -  |  | -                    |  | -                    |  | -             |  | -             |  | -           |  | -           |  | -           |  | \$ -                     |  | \$ -                              |  |
| <b>Total Allocations</b>  |  | \$ -   |  | \$ 10,000,000        |  | \$ -                 |  | \$ 10,000,000 |  | \$ -          |  | \$ -        |  | \$ -        |  | \$ -        |  | \$ 10,000,000            |  | \$ 10,000,000                     |  |
| <b>Source of Funds</b>  |  |  |  |                      |  |                      |  |               |  |               |  |             |  |             |  |             |  |                          |  |                                   |  |
| TIRZ Funds  |  | -  |  | 10,000,000           |  | -                    |  | 10,000,000    |  | -             |  | -           |  | -           |  | -           |  | \$ 10,000,000            |  | \$ 10,000,000                     |  |
| City of Houston   |  | -  |  | -                    |  | -                    |  | -             |  | -             |  | -           |  | -           |  | -           |  | \$ -                     |  | \$ -                              |  |
| Grants  |  | -  |  | -                    |  | -                    |  | -             |  | -             |  | -           |  | -           |  | -           |  | \$ -                     |  | \$ -                              |  |
| Other   |  | -  |  | -                    |  | -                    |  | -             |  | -             |  | -           |  | -           |  | -           |  | \$ -                     |  | \$ -                              |  |
| <b>Total Funds</b>  |  | \$ -   |  | \$ 10,000,000        |  | \$ -                 |  | \$ 10,000,000 |  | \$ -          |  | \$ -        |  | \$ -        |  | \$ -        |  | \$ 10,000,000            |  | \$ 10,000,000                     |  |

|   |  |  |  |                      |  |                      |  |              |  |               |  |              |  |              |  |             |  |                          |  |                                   |  |
|---|--|--|--|----------------------|--|----------------------|--|--------------|--|---------------|--|--------------|--|--------------|--|-------------|--|--------------------------|--|-----------------------------------|--|
| <b>Project:</b> Sharpstown Community Center |  | <b>City Council District</b>   |  | <b>Key Map:</b>      |  |                      |  | <b>WBS.:</b> |  | <b>T-2035</b> |  |              |  |              |  |             |  |                          |  |                                   |  |
|   |  | <b>Location:</b> J   |  | <b>Geo. Ref.:</b>    |  |                      |  |              |  |               |  |              |  |              |  |             |  |                          |  |                                   |  |
|   |  | <b>Served:</b> J   |  | <b>Neighborhood:</b> |  |                      |  |              |  |               |  |              |  |              |  |             |  |                          |  |                                   |  |
| <b>Description:</b>                         |  | <p>A new state of the art 37,300 SF facility will replace the existing community center at its original location. The new two-story building will incorporate a 23,068 first floor plan with a restaurant and bar with outdoor dining area, including a full commercial kitchen and catering area. The 1st floor will have the community center admin offices, a two-story grand lobby with public circulation corridor and a banquet hall with outdoor event area. The 2nd floor plan is 14,232 SF and will have a golf club lounge with bar, 6 golf simulator stations, a fitness room and exercise equipment. The project will provide approximately 160,000 CF of storm water detention.</p> |  |                      |  |                      |  |              |  |               |  |              |  |              |  |             |  |                          |  |                                   |  |
| <b>Justification:</b>                       |  | <p>Existing community center is dated, too small, and badly in need of repairs. Current center is not serving the broader community. New center would be a catalyst for area wide economic development.</p>  |  |                      |  |                      |  |              |  |               |  |              |  |              |  |             |  |                          |  |                                   |  |
|   |  | <b>Operating and Maintenance Costs: (\$ Thousands)</b>   |  |                      |  |                      |  |              |  |               |  |              |  |              |  |             |  |                          |  |                                   |  |
|   |  |  |  | 2025                 |  | 2026                 |  | 2027         |  | 2028          |  | 2029         |  | Total        |  |             |  |                          |  |                                   |  |
|   |  | Personnel  |  | -                    |  | -                    |  | -            |  | -             |  | -            |  | \$ -         |  |             |  |                          |  |                                   |  |
|   |  | Supplies   |  | -                    |  | -                    |  | -            |  | -             |  | -            |  | \$ -         |  |             |  |                          |  |                                   |  |
|   |  | Svcs. & Chgs.  |  | -                    |  | -                    |  | -            |  | -             |  | -            |  | \$ -         |  |             |  |                          |  |                                   |  |
|   |  | Capital Outlay   |  | -                    |  | -                    |  | -            |  | -             |  | -            |  | \$ -         |  |             |  |                          |  |                                   |  |
|   |  | <b>Total</b>   |  | \$ -                 |  | \$ -                 |  | \$ -         |  | \$ -          |  | \$ -         |  | \$ -         |  |             |  |                          |  |                                   |  |
|   |  | FTEs   |  |                      |  |                      |  |              |  |               |  |              |  |              |  |             |  |                          |  |                                   |  |
| <b>Fiscal Year Planned Expenses</b>         |  |  |  |                      |  |                      |  |              |  |               |  |              |  |              |  |             |  |                          |  |                                   |  |
| <b>Project Allocation</b>                   |  | <b>Projected Expenses thru 6/30/23</b>   |  | <b>2024 Budget</b>   |  | <b>2024 Estimate</b> |  | <b>2025</b>  |  | <b>2026</b>   |  | <b>2027</b>  |  | <b>2028</b>  |  | <b>2029</b> |  | <b>FY25 - FY29 Total</b> |  | <b>Cumulative Total (To Date)</b> |  |
| <b>Phase</b>                                |  |  |  |                      |  |                      |  |              |  |               |  |              |  |              |  |             |  |                          |  |                                   |  |
| 1 Planning                                  |  | -  |  | -                    |  | -                    |  | -            |  | -             |  | -            |  | -            |  | -           |  | \$ -                     |  | \$ -                              |  |
| 2 Acquisition                               |  | -  |  | -                    |  | -                    |  | -            |  | -             |  | -            |  | -            |  | -           |  | \$ -                     |  | \$ -                              |  |
| 3 Design                                    |  | -  |  | -                    |  | -                    |  | 500,000      |  | 1,000,000     |  | -            |  | -            |  | -           |  | \$ 1,500,000             |  | \$ 1,500,000                      |  |
| 4 Construction                              |  | -  |  | -                    |  | -                    |  | -            |  | -             |  | 9,000,000    |  | 5,000,000    |  | -           |  | \$ 14,000,000            |  | \$ 14,000,000                     |  |
| 5 Equipment                                 |  | -  |  | -                    |  | -                    |  | -            |  | -             |  | -            |  | -            |  | -           |  | \$ -                     |  | \$ -                              |  |
| 6 Close-Out                                 |  | -  |  | -                    |  | -                    |  | -            |  | -             |  | -            |  | -            |  | -           |  | \$ -                     |  | \$ -                              |  |
| 7 Other                                     |  | -  |  | -                    |  | -                    |  | -            |  | -             |  | 250,000      |  | 250,000      |  | -           |  | \$ 500,000               |  | \$ 500,000                        |  |
|   |  | -  |  | -                    |  | -                    |  | -            |  | -             |  | -            |  | -            |  | -           |  | \$ -                     |  | \$ -                              |  |
|   |  | -  |  | -                    |  | -                    |  | -            |  | -             |  | -            |  | -            |  | -           |  | \$ -                     |  | \$ -                              |  |
|   |  | -  |  | -                    |  | -                    |  | -            |  | -             |  | -            |  | -            |  | -           |  | \$ -                     |  | \$ -                              |  |
| <b>Other Sub-Total:</b>                     |  | -  |  | -                    |  | -                    |  | -            |  | -             |  | 250,000      |  | 250,000      |  | -           |  | \$ 500,000               |  | \$ 500,000                        |  |
| <b>Total Allocations</b>                    |  | \$ -   |  | \$ -                 |  | \$ -                 |  | \$ 500,000   |  | \$ 1,000,000  |  | \$ 9,250,000 |  | \$ 5,250,000 |  | \$ -        |  | \$ 16,000,000            |  | \$ 16,000,000                     |  |
| <b>Source of Funds</b>                      |  |  |  |                      |  |                      |  |              |  |               |  |              |  |              |  |             |  |                          |  |                                   |  |
| TIRZ Funds                                  |  | -  |  | -                    |  | -                    |  | 0            |  | 0             |  | 0            |  | 0            |  | -           |  | \$ 0                     |  | \$ 0                              |  |
| City of Houston                             |  | -  |  | -                    |  | -                    |  | 500,000      |  | 1,000,000     |  | 4,250,000    |  | 3,250,000    |  | -           |  | \$ 9,000,000             |  | \$ 9,000,000                      |  |
| Grants                                      |  | -  |  | -                    |  | -                    |  | -            |  | -             |  | 2,000,000    |  | -            |  | -           |  | \$ 2,000,000             |  | \$ 2,000,000                      |  |
| Other                                       |  | -  |  | -                    |  | -                    |  | -            |  | -             |  | 3,000,000    |  | 2,000,000    |  | -           |  | \$ 5,000,000             |  | \$ 5,000,000                      |  |
| <b>Total Funds</b>                          |  | \$ -   |  | \$ -                 |  | \$ -                 |  | \$ 500,000   |  | \$ 1,000,000  |  | \$ 9,250,000 |  | \$ 5,250,000 |  | \$ -        |  | \$ 16,000,000            |  | \$ 16,000,000                     |  |

|                       |   |  |      |                      |      |              |               |       |
|-----------------------|---|--|------|----------------------|------|--------------|---------------|-------|
| <b>Project:</b>       | <b>Concrete Panel Replacement Program</b>   | <b>City Council District</b>                           |      | <b>Key Map:</b>      |      | <b>WBS.:</b> | <b>T-2099</b> |       |
|                       |   | <b>Location:</b>                                       | F, J | <b>Geo. Ref.:</b>    |      |              |               |       |
|                       |   | <b>Served:</b>   | F, J | <b>Neighborhood:</b> |      |              |               |       |
| <b>Description:</b>   | Street maintenance program. Repairs to major thoroughfares. Multiple Phases. Phase I was approx. \$3,336,700 investment with 249 panels replaced, and Phase II was \$985,800 with 88 panels replaced, and Phase III is \$1,000,000 with 80 panels replaced. | <b>Operating and Maintenance Costs: (\$ Thousands)</b> |      |                      |      |              |               |       |
|                       |   |  | 2025 | 2026                 | 2027 | 2028         | 2029          | Total |
| <b>Justification:</b> | Encompasses the examination, design and construction to rehabilitate and replace the existing concrete panels to minimize further pavement deterioration and improve mobility.  | Personnel  | -    | -                    | -    | -            | -             | \$ -  |
|                       |   | Supplies   | -    | -                    | -    | -            | -             | \$ -  |
|                       |   | Svcs. & Chgs.  | -    | -                    | -    | -            | -             | \$ -  |
|                       |   | Capital Outlay   | -    | -                    | -    | -            | -             | \$ -  |
|                       |   | <b>Total</b>   | \$ - | \$ -                 | \$ - | \$ -         | \$ -          | \$ -  |
|                       |   |  |      |                      |      |              | FTEs          | -     |

**Fiscal Year Planned Expenses**

| Project Allocation      |              | Projected Expenses thru 6/30/23 | 2024 Budget | 2024 Estimate | 2025    | 2026      | 2027    | 2028      | 2029      | FY25 - FY29 Total | Cumulative Total (To Date) |
|-------------------------|--------------|---------------------------------|-------------|---------------|---------|-----------|---------|-----------|-----------|-------------------|----------------------------|
| <b>Phase</b>            |              |                                 |             |               |         |           |         |           |           |                   |                            |
| 1                       | Planning     | -                               | 75,000      | -             | -       | -         | -       | -         | -         | \$ -              | \$ -                       |
| 2                       | Acquisition  | -                               | -           | -             | -       | -         | -       | -         | -         | \$ -              | \$ -                       |
| 3                       | Design       | 515,957                         | -           | -             | 150,000 | 150,000   | 150,000 | 150,000   | -         | \$ 600,000        | \$ 1,115,957               |
| 4                       | Construction | 4,125,941                       | 2,100,000   | 2,300,000     | -       | 1,000,000 | 500,000 | 1,000,000 | 1,000,000 | \$ 3,500,000      | \$ 9,925,941               |
| 5                       | Equipment    | -                               | -           | -             | -       | -         | -       | -         | -         | \$ -              | \$ -                       |
| 6                       | Close-Out    | -                               | -           | -             | -       | -         | -       | -         | -         | \$ -              | \$ -                       |
| 7                       | Other        | 337,387                         | 110,000     | -             | -       | 150,000   | 150,000 | 150,000   | 150,000   | \$ 600,000        | \$ 937,387                 |
|                         |              | -                               | -           | -             | -       | -         | -       | -         | -         | \$ -              | \$ -                       |
|                         |              | -                               | -           | -             | -       | -         | -       | -         | -         | \$ -              | \$ -                       |
|                         |              | -                               | -           | -             | -       | -         | -       | -         | -         | \$ -              | \$ -                       |
|                         |              | -                               | -           | -             | -       | -         | -       | -         | -         | \$ -              | \$ -                       |
| <b>Other Sub-Total:</b> |              | 337,387                         | 110,000     | -             | -       | 150,000   | 150,000 | 150,000   | 150,000   | \$ 600,000        | \$ 937,387                 |

|                          |              |              |              |            |              |            |              |              |              |               |
|--------------------------|--------------|--------------|--------------|------------|--------------|------------|--------------|--------------|--------------|---------------|
| <b>Total Allocations</b> | \$ 4,979,285 | \$ 2,285,000 | \$ 2,300,000 | \$ 150,000 | \$ 1,300,000 | \$ 800,000 | \$ 1,300,000 | \$ 1,150,000 | \$ 4,700,000 | \$ 11,979,285 |
|--------------------------|--------------|--------------|--------------|------------|--------------|------------|--------------|--------------|--------------|---------------|

| Source of Funds    |              |              |              |            |              |            |              |              |              |               |
|--------------------|--------------|--------------|--------------|------------|--------------|------------|--------------|--------------|--------------|---------------|
| TIRZ Funds         | 4,979,285    | 2,285,000    | 2,300,000    | 150,000    | 1,300,000    | 800,000    | 1,300,000    | 1,150,000    | \$ 4,700,000 | \$ 11,979,285 |
| City of Houston    | -            | -            | -            | -          | -            | -          | -            | -            | \$ -         | \$ -          |
| Grants             | -            | -            | -            | -          | -            | -          | -            | -            | \$ -         | \$ -          |
| Other              | -            | -            | -            | -          | -            | -          | -            | -            | \$ -         | \$ -          |
| <b>Total Funds</b> | \$ 4,979,285 | \$ 2,285,000 | \$ 2,300,000 | \$ 150,000 | \$ 1,300,000 | \$ 800,000 | \$ 1,300,000 | \$ 1,150,000 | \$ 4,700,000 | \$ 11,979,285 |



## CITY OF HOUSTON - CITY COUNCIL

Meeting Date: 10/8/2024

District D, District K

Item Creation Date: 9/18/2024

MYR - TIRZ 25 FY25 Budget

Agenda Item#: 30.

### **Summary:**

ORDINANCE relating to the fiscal affairs of **HIRAM CLARKE/FORT BEND REDEVELOPMENT AUTHORITY ON BEHALF OF REINVESTMENT ZONE NUMBER TWENTY-FIVE, CITY OF HOUSTON, TEXAS (HIRAM CLARKE/FORT BEND ZONE)**; approving the Fiscal Year 2025 Operating Budget for the Authority and the Fiscal Years 2025-2029 Capital Improvement Plan Budget for the Zone - **DISTRICT D - EVANS-SHABAZZ** and **DISTRICT K - CASTEX-TATUM**

### **Background:**

The Administration has undertaken a comprehensive review of the proposed FY25 TIRZ budgets and recommends approval of the FY25 Operating Budget for the Hiram Clarke/Fort Bend Redevelopment Authority (the "Authority") and Fiscal Years 2025-2029 Capital Improvement Plan (CIP) Budget for Reinvestment Zone Number Twenty-Five, City of Houston, Texas (Hiram Clarke/Fort Bend Zone).

- Total Operating Budget for FY25 is \$12,690,597 which includes \$328,597 for required fund transfers, and \$12,362,000 for Project Costs primarily committed to blight removal and beautification, area-wide corridor beautification, 90A corridor improvements, Simon Minchen Park extension, and Carved Rock Roadway extension improvements.
- The FY25 Operating Budget also includes \$466,500 for administration and overhead, and \$1,630,000 for developer reimbursement agreements to improve façades at area grocery retailers, to the Hines southwest business park, and to an area restaurant developer.
- The FY25 Operating Budget has a municipal services charge of \$130,446.
- The FY25-FY29 CIP Budget totals \$39,467,000 and includes provisions for blight removal, the design and construction of roadways, sidewalks, and trails, and greenspace improvements.
- The Authority must advise the Chief Economic Development Officer of any budget amendments. Adjustments to the budget that exceed the lesser of \$400,000 or 5% of Project Costs require City Council approval.

---

Gwendolyn Tillotson-Bell, Chief Economic Development Officer

**Prior Council Action:**

Ord. No. 2023-930, 11/1/2023

**Amount and Source of Funding:**

No funding required

**Contact Information:**

---

Jennifer D. Curley **Phone:** (832) 393-0981

**ATTACHMENTS:**

**Description**

Coversheet

FY2025 Budget - Hiram Clarke/Ft. Bend

**Type**

Signed Cover sheet

Backup Material



**CITY OF HOUSTON - CITY COUNCIL**

Meeting Date: 10/8/2024

District D, District K

Item Creation Date: 9/18/2024

MYR - TIRZ 25 FY25 Budget

Agenda Item#: 14.

**Background:**

The Administration has undertaken a comprehensive review of the proposed FY25 TIRZ budgets and recommends approval of the FY25 Operating Budget for the Hiram Clarke/Fort Bend Redevelopment Authority (the "Authority") and Fiscal Years 2025-2029 Capital Improvement Plan (CIP) Budget for Reinvestment Zone Number Twenty-Five, City of Houston, Texas (Hiram Clarke/Fort Bend Zone).

- Total Operating Budget for FY25 is \$12,690,597 which includes \$328,597 for required fund transfers, and \$12,362,000 for Project Costs primarily committed to blight removal and beautification, area-wide corridor beautification, 90A corridor improvements, Simon Minchen Park extension, and Carved Rock Roadway extension improvements.
- The FY25 Operating Budget also includes \$466,500 for administration and overhead, and \$1,630,000 for developer reimbursement agreements to improve façades at area grocery retailers, to the Hines southwest business park, and to an area restaurant developer.
- The FY25 Operating Budget has a municipal services charge of \$130,446.
- The FY25-FY29 CIP Budget totals \$39,467,000 and includes provisions for blight removal, the design and construction of roadways, sidewalks, and trails, and greenspace improvements.
- The Authority must advise the Chief Economic Development Officer of any budget amendments. Adjustments to the budget that exceed the lesser of \$400,000 or 5% of Project Costs require City Council approval.

DocuSigned by:

Gwendolyn Tillotson-Bell, Chief Economic Development Officer

**Prior Council Action:**

Ord. No. 2023-930, 11/1/2023

**Amount and Source of Funding:**

No funding required

**Contact Information:**

Jennifer D. Curley **Phone:** (832) 393-0981

**ATTACHMENTS:**

| Description                           | Type            |
|---------------------------------------|-----------------|
| PCA 2023-930                          | Backup Material |
| FY2025 Budget - Hiram Clarke/Ft. Bend | Backup Material |

CITY OF HOUSTON  
 ECONOMIC DEVELOPMENT DIVISION  
 FISCAL YEAR 2025 BUDGET PROFILE

Fund Summary  
 Fund Name: **Hiram Clarke/Fort Bend Houston**  
 TIRZ: **25**  
 Fund Number: **7582/50**

|  |  |    |                 |
|--|--|----|-----------------|
| <b>P<br/>R<br/>O<br/>F<br/>I<br/>L<br/>E</b> | <b>Base Year:</b>                        |    | 2013            |
|  | <b>Base Year Taxable Value:</b>          | \$ | 232,463,210     |
|  | <b>Projected Taxable Value (TY2024):</b> | \$ | 1,261,575,183   |
|  | <b>Current Taxable Value (TY2023):</b>   | \$ | 1,213,053,061   |
|  | <b>Acres:</b>                            |    | 6,077.40        |
|  | <b>Administrator (Contact):</b>          |    | City of Houston |
|  | <b>Contact Number:</b>                   |    | 832-393-1060    |

|  |  |
|--|--|
| <b>N<br/>A<br/>R<br/>R<br/>A<br/>T<br/>I<br/>V<br/>E</b> | <b>Zone Purpose:</b>   |
|  | Tax Increment Reinvestment Zone Number Twenty-Five, City of Houston, Texas was created for the purpose of catalyzing sustainable economic and community development projects and programs through the planning, engineering, and construction of new and reconstructed streets and roadways, water distribution facilities, wastewater collection facilities, storm drainage improvements as well as enhancements to cultural and recreational facilities that support a strong, high-quality community.   |
|  | Reinvestment Zone Number Twenty Five, City of Houston, Texas, also known as the Hiram Clarke/Fort Bend Houston Tax Increment Reinvestment Zone (TIRZ), was created by City Council on August 7, 2013, by Ordinance No. 2013-0708, as a public finance tool intended to encourage investment and stimulate commercial and residential development in a area of the City informally known as the Fondren Gardens area. The City approved the Zone's Project Plan and Reinvestment Zone Finance Plan on June 18, 2014 by Ordinance No. 2014-629. The Plan focuses on strengthening the character of residential and commercial properties in the Zone and increasing the stability and desirability of the Fondren Gardens/Fort Bend community. |
|  | Public improvements proposed as part of this plan include but are not limited to public infrastructure, including roadways, water, sewer and drainage; blight removal and beautification, public/cultural facilities improvements, and parks, recreation, trails and pedestrian improvements.  |

| <b>P<br/>R<br/>O<br/>J<br/>E<br/>C<br/>T<br/><br/>P<br/>L<br/>A<br/>N</b> |                                      | <b>Total Plan</b> | <b>Cumulative Expenses<br/>(to 6/30/23)</b> | <b>Variance</b> |
|---|--------------------------------------|-------------------|---|-----------------|
|   | <b>Capital Projects:</b>             |                   |   |                 |
|   | Public Utility Improvements          | \$ 27,000,000     | \$ -  | \$ 27,000,000   |
|   | Roadway and Sidewalk Improvements    | 57,000,000        | 3,868,618                                   | 53,131,382      |
|   | Drainage and Detention Improvements  | 21,500,000        | 80,909                                      | 21,419,091      |
|   | Cultural and Public Facilities       | 17,000,000        | 390,224                                     | 16,609,776      |
|   | Parks and Recreational Facilities    | 28,000,000        | 110,000                                     | 27,890,000      |
|   | Economic Development                 | 5,000,000         | 1,347,004                                   | 3,652,996       |
|   |                                      | -                 | -   | -               |
|   |                                      | -                 | -   | -               |
|   | <b>Total Capital Projects</b>        | \$ 155,500,000    | \$ 5,796,755                                | \$ 149,703,245  |
|   | <b>Administration and Management</b> | 1,500,000         | 1,427,679                                   | 72,321          |
|   | <b>Creation Costs</b>                | 90,000            | 45,000                                      | 45,000          |
|   | <b>Total Project Plan</b>            | \$ 157,090,000    | \$ 7,269,434                                | \$ 149,820,566  |

| <b>D<br/>E<br/>B<br/>T</b> | <b>Additional Financial Data</b>        | <b>FY2024 Budget</b>         | <b>FY2024 Estimate</b>                     | <b>FY2025 Budget</b>                       |
|----------------------------|---|------------------------------|--|--|
|                            |   | <u>Debt Service</u>          | \$ -                                       | \$ -                                       |
|                            | Principal                               | \$ -                         | \$ -                                       | \$ -                                       |
|                            | Interest                                | \$ -                         | \$ -                                       | \$ -                                       |
|                            |   | <b>Balance as of 6/30/23</b> | <b>Projected Balance as of<br/>6/30/24</b> | <b>Projected Balance as of<br/>6/30/25</b> |
|                            | <u>Year End Outstanding (Principal)</u> |                              |  |  |
|                            |   | \$ -                         | \$ -                                       | \$ -                                       |
|                            |   | \$ -                         | \$ -                                       | \$ -                                       |
|                            |   | \$ -                         | \$ -                                       | \$ -                                       |
|                            | Developer Reimbursement                 | \$ 2,133,027                 | \$ 1,799,552                               | \$ 1,419,552                               |
|                            | Other                                   | \$ -                         | \$ -                                       | \$ -                                       |

CITY OF HOUSTON  
 ECONOMIC DEVELOPMENT DIVISION  
 FISCAL YEAR 2025 BUDGET PROFILE

Fund Summary  
 Fund Name: Hiram Clarke/Fort Bend Houston  
 TIRZ: 25  
 Fund Number: 7582/50

| TIRZ Budget Line Items                  | FY2024 Budget        | FY2024 Estimate     | FY2025 Budget       |
|---|----------------------|---------------------|---------------------|
| <b>RESOURCES</b>                        |                      |                     |                     |
| RESTRICTED Funds - Capital Projects     | \$ 5,731,251         | \$ 5,430,103        | \$ 6,836,166        |
| RESTRICTED Funds - Affordable Housing   | \$ -                 | \$ -                | \$ -                |
| RESTRICTED Funds - Bond Debt Service    | \$ -                 | \$ -                | \$ -                |
| <b>Beginning Balance</b>                | <b>\$ 5,731,251</b>  | <b>\$ 5,430,103</b> | <b>\$ 6,836,166</b> |
| City tax revenue                        | \$ 4,447,293         | \$ 4,437,579        | \$ 3,963,010        |
| County tax revenue                      | \$ 168,927           | \$ 457,174          | \$ 457,174          |
| Prior Year City Increment Overpayment   | \$ -                 | \$ -                | \$ (421,571)        |
| <b>Incremental property tax revenue</b> | <b>\$ 4,616,220</b>  | <b>\$ 4,894,753</b> | <b>\$ 3,998,613</b> |
|   | \$ -                 | \$ -                | \$ -                |
|   | \$ -                 | \$ -                | \$ -                |
|   | \$ -                 | \$ -                | \$ -                |
| <b>Miscellaneous revenue</b>            | <b>\$ -</b>          | <b>\$ -</b>         | <b>\$ -</b>         |
| COH TIRZ interest                       | \$ -                 | \$ -                | \$ -                |
| Interest Income                         | \$ 2,500             | \$ 2,110            | \$ 2,500            |
| <b>Other Interest Income</b>            | <b>\$ 2,500</b>      | <b>\$ 2,110</b>     | <b>\$ 2,500</b>     |
|   | \$ 3,512,000         | \$ -                | \$ 3,512,000        |
| <b>Grant Proceeds</b>                   | <b>\$ 3,512,000</b>  | <b>\$ -</b>         | <b>\$ 3,512,000</b> |
|   | \$ -                 | \$ -                | \$ -                |
| <b>Proceeds from Bank Loan</b>          | <b>\$ -</b>          | <b>\$ -</b>         | <b>\$ -</b>         |
| Bond Issuance                           | \$ -                 | \$ -                | \$ -                |
| <b>Contract Revenue Bond Proceeds</b>   | <b>\$ -</b>          | <b>\$ -</b>         | <b>\$ -</b>         |
| <b>TOTAL AVAILABLE RESOURCES</b>        | <b>\$ 13,861,971</b> | <b>10,326,966</b>   | <b>14,349,279</b>   |



CITY OF HOUSTON  
ECONOMIC DEVELOPMENT DIVISION  
FISCAL YEAR 2025 BUDGET PROFILE

Fund Summary  
Fund Name: Hiram Clarke/Fort Bend Houston  
TIRZ: 25  
Fund Number: 7582/50

| TIRZ Budget Line Items                            | FY2024 Budget        | FY2024 Estimate      | FY2025 Budget        |
|---|----------------------|----------------------|----------------------|
| <b>EXPENDITURES</b>                               |                      |                      |                      |
| Accounting  | \$ 17,000            | \$ 18,000            | \$ 19,000            |
| Administration Salaries & Benefits                | \$ 180,000           | \$ 170,000           | \$ 185,000           |
| Auditor   | \$ 9,500             | \$ 8,200             | \$ 9,500             |
| Bond Services/Trustee/Financial Advisor           | \$ 10,000            | \$ 6,500             | \$ 110,000           |
| Insurance   | \$ 4,000             | \$ 7,000             | \$ 8,000             |
| Office Administration                             | \$ 58,000            | \$ 82,000            | \$ 135,000           |
| <b>TIRZ Administration and Overhead</b>           | <b>\$ 278,500</b>    | <b>291,700</b>       | <b>\$ 466,500</b>    |
| Engineering Consultants                           | \$ 10,000            | \$ -                 | \$ 45,000            |
| Legal   | \$ 15,000            | \$ 27,000            | \$ 35,000            |
| Construction Audit                                | \$ 5,000             | \$ -                 | \$ 5,500             |
| Planning Consultants                              | \$ 280,000           | \$ 175,000           | \$ 280,000           |
| <b>Program and Project Consultants</b>            | <b>\$ 310,000</b>    | <b>202,000</b>       | <b>\$ 365,500</b>    |
| <b>Management consulting services</b>             | <b>\$ 588,500</b>    | <b>\$ 493,700</b>    | <b>\$ 832,000</b>    |
| Capital Expenditures (See CIP Schedule)           | \$ 10,494,300        | \$ 2,311,300         | \$ 9,900,000         |
| <b>TIRZ Capital Expenditures</b>                  | <b>\$ 10,494,300</b> | <b>2,311,300</b>     | <b>\$ 9,900,000</b>  |
| Hines SW Business Park                            | \$ 300,000           | \$ 333,475           | \$ 380,000           |
| Façade Improvements - Grocers Developer Agreement | \$ 1,000,000         | \$ -                 | \$ 1,000,000         |
| Restaurant Developer Agreement                    | \$ 250,000           | \$ -                 | \$ 250,000           |
| <b>Developer / Project Reimbursements</b>         | <b>\$ 1,550,000</b>  | <b>333,475</b>       | <b>\$ 1,630,000</b>  |
| <b>System debt service</b>                        | <b>\$ -</b>          | <b>\$ -</b>          | <b>\$ -</b>          |
| <b>TOTAL PROJECT COSTS</b>                        | <b>\$ 12,632,800</b> | <b>3,138,475</b>     | <b>\$ 12,362,000</b> |
| Payment/transfer to ISD - educational facilities  | \$ -                 | \$ -                 | \$ -                 |
| Administration Fees:                              |                      |                      |                      |
| City  | \$ 222,365           | \$ 221,879           | \$ 198,151           |
| County  | \$ -                 | \$ -                 | \$ -                 |
| ISD   | \$ -                 | \$ -                 | \$ -                 |
| Affordable Housing:                               |                      |                      |                      |
| City  | \$ -                 | \$ -                 | \$ -                 |
| County  | \$ -                 | \$ -                 | \$ -                 |
| ISD to City of Houston                            | \$ -                 | \$ -                 | \$ -                 |
| Municipal Services Charge                         | \$ 130,446           | \$ 130,446           | \$ 130,446           |
| <b>Total Transfers</b>                            | <b>\$ 352,811</b>    | <b>\$ 352,325</b>    | <b>\$ 328,597</b>    |
| <b>Total Budget</b>                               | <b>\$ 12,985,611</b> | <b>\$ 3,490,800</b>  | <b>12,690,597</b>    |
| RESTRICTED Funds - Capital Projects               | \$ 876,360           | \$ 6,836,166         | \$ 1,658,682         |
| RESTRICTED Funds - Affordable Housing             | \$ -                 | \$ -                 | \$ -                 |
| RESTRICTED Funds - Bond Debt Service              | \$ -                 | \$ -                 | \$ -                 |
| <b>Ending Fund Balance</b>                        | <b>\$ 876,360</b>    | <b>6,836,166</b>     | <b>1,658,682</b>     |
| <b>Total Budget &amp; Ending Fund Balance</b>     | <b>\$ 13,861,971</b> | <b>\$ 10,326,966</b> | <b>\$ 14,349,279</b> |

Notes:

**2025 - 2029 CAPITAL IMPROVEMENT PLAN**  
**TIRZ 25 - Hiram Clarke Redevelopment Authority**

**CITY OF HOUSTON - TIRZ PROGRAM**  
**Economic Development Division**

| Council District | CIP No. | Project  | Fiscal Year Planned Appropriations |                     |                     |                      |                     |                     |                     |                      | FY25 - FY29 Total    | Cumulative Total (To Date) |
|------------------|---------|--|------------------------------------|---------------------|---------------------|----------------------|---------------------|---------------------|---------------------|----------------------|----------------------|----------------------------|
|                  |         |  | Through 2023                       | Projected 2024      | 2025                | 2026                 | 2027                | 2028                | 2029                |                      |                      |                            |
| K                | T-2501  | Hiram Clarke & W Fuqua Intersection Improvement  | \$ 483,872                         | 42,800              | -                   | -                    | -                   | -                   | -                   | -                    | -                    | 526,672                    |
| K                | T-2502  | Post Oak and W Fuqua Intersection Improvements   | \$ 1,295,987                       | 53,500              | -                   | -                    | -                   | -                   | -                   | -                    | -                    | 1,349,487                  |
| D, K             | T-2503  | Thoroughfare and Roadway Improvements            | \$ 14,624                          | -                   | 50,000              | 50,000               | 500,000             | 500,000             | 500,000             | 1,600,000            | 1,614,624            |                            |
| K                | T-2504  | District gateways (Main@Five Intersections)      | \$ 1,162,240                       | 25,000              | -                   | -                    | -                   | -                   | -                   | -                    | -                    | 1,187,240                  |
| D, K             | T-2505  | Civic Art  | \$ 5,999                           | 50,000              | 135,000             | 135,000              | -                   | -                   | -                   | 270,000              | 325,999              |                            |
| D, K             | T-2506  | Curb/Sidewalk Repair and Improvement             | \$ 670,133                         | 575,000             | 400,000             | -                    | -                   | -                   | -                   | 400,000              | 1,645,133            |                            |
| D, K             | T-2507  | Blight Removal and Beautification                | \$ 64,569                          | 1,000,000           | 2,110,000           | 2,000,000            | -                   | -                   | -                   | 4,110,000            | 5,174,569            |                            |
| K                | T-2508  | Fort Bend County South Post Oak Park             | \$ 110,000                         | 295,000             | 185,000             | 210,000              | -                   | -                   | -                   | 395,000              | 800,000              |                            |
| K                | T-2509  | Fort Bend Houston: Edison Performing Arts Center | \$ 200,000                         | 100,000             | 100,000             | 100,000              | -                   | -                   | -                   | 200,000              | 500,000              |                            |
| K                | T-2510  | Signature Bus Shelters and Improvements          | \$ 49,225                          | -                   | 100,000             | 535,000              | -                   | -                   | -                   | 635,000              | 684,225              |                            |
| K                | T-2511  | Parks and Greenspace Improvements                | \$ -                               | -                   | 200,000             | 107,000              | -                   | -                   | -                   | 307,000              | 307,000              |                            |
| D                | T-2512  | Kirby Drive Extension (Almeda Genoa to BTW 8)    | \$ 93,103                          | 60,000              | 700,000             | 2,000,000            | 1,000,000           | 4,000,000           | 5,000,000           | 12,700,000           | 12,853,103           |                            |
| K                | T-2513  | 90A Corridors Improvements                       | \$ -                               | 60,000              | 1,149,000           | 1,070,000            | -                   | -                   | -                   | 2,219,000            | 2,279,000            |                            |
| K                | T-2514  | Workforce Training Facility Infrastructure       | \$ -                               | -                   | 500,000             | 3,000,000            | -                   | -                   | -                   | 3,500,000            | 3,500,000            |                            |
| K                | T-2515  | Street Signage and Wayfinding Graphics           | \$ -                               | -                   | 289,000             | -                    | -                   | -                   | -                   | 289,000              | 289,000              |                            |
| K                | T-2516  | Pedestrian Bridge Over 90-A                      | \$ -                               | -                   | 350,000             | 3,310,000            | 2,140,000           | -                   | -                   | 5,800,000            | 5,800,000            |                            |
| K                | T-2517  | Carved Rock Roadway Extension Improvements       | \$ -                               | 50,000              | 785,000             | 2,140,000            | -                   | -                   | -                   | 2,925,000            | 2,975,000            |                            |
| K                | T-2518  | Hike & Bike Trail Network Extension              | \$ -                               | -                   | 697,000             | 1,070,000            | -                   | -                   | -                   | 1,767,000            | 1,767,000            |                            |
| K                | T-2519  | Simon Minchen Park Extension                     | \$ -                               | -                   | 800,000             | -                    | -                   | -                   | -                   | 800,000              | 800,000              |                            |
| K                | T-2520  | Area-Wide Corridor Beautification Improvements   | \$ -                               | -                   | 1,300,000           | -                    | -                   | -                   | -                   | 1,300,000            | 1,300,000            |                            |
| K                | T-2599  | Concrete Panel and Sidewalk Replacement Program  | \$ -                               | -                   | 50,000              | 50,000               | 50,000              | 50,000              | 50,000              | 250,000              | 250,000              |                            |
| <b>Totals</b>    |         |  | <b>\$ 4,149,752</b>                | <b>\$ 2,311,300</b> | <b>\$ 9,900,000</b> | <b>\$ 15,777,000</b> | <b>\$ 3,690,000</b> | <b>\$ 4,550,000</b> | <b>\$ 5,550,000</b> | <b>\$ 39,467,000</b> | <b>\$ 45,928,052</b> |                            |

\* NOTE:

\*\* NOTE:

\*\*\* NOTE:

| Source of Funds      | Fiscal Year Planned Appropriations |                  |                  |                   |                  |                  |                  |                   | Cumulative Total (To Date) |
|----------------------|------------------------------------|------------------|------------------|-------------------|------------------|------------------|------------------|-------------------|----------------------------|
|                      | Through 2023                       | Projected 2024   | 2025             | 2026              | 2027             | 2028             | 2029             | FY25 - FY29 Total |                            |
| TIRZ Funds           | 4,149,752                          | 2,311,300        | 9,388,000        | 12,777,000        | 3,690,000        | 4,550,000        | 5,550,000        | 35,955,000        | 42,416,052                 |
| City of Houston      | -                                  | -                | -                | -                 | -                | -                | -                | -                 | -                          |
| Grants               | -                                  | -                | 512,000          | 3,000,000         | -                | -                | -                | 3,512,000         | 3,512,000                  |
| Other                | -                                  | -                | -                | -                 | -                | -                | -                | -                 | -                          |
| <b>Project Total</b> | <b>4,149,752</b>                   | <b>2,311,300</b> | <b>9,900,000</b> | <b>15,777,000</b> | <b>3,690,000</b> | <b>4,550,000</b> | <b>5,550,000</b> | <b>39,467,000</b> | <b>45,928,052</b>          |

|  |  |  |  |                      |  |                      |  |              |  |               |  |             |  |              |  |             |  |                          |  |                                   |  |
|--|--|--|--|----------------------|--|----------------------|--|--------------|--|---------------|--|-------------|--|--------------|--|-------------|--|--------------------------|--|-----------------------------------|--|
| <b>Project:</b> Hiram Clarke & W Fuqua Intersection Improvement  |  | <b>City Council District</b>                           |  | <b>Key Map:</b>      |  |                      |  | <b>WBS.:</b> |  | <b>T-2501</b> |  |             |  |              |  |             |  |                          |  |                                   |  |
|  |  | <b>Location:</b> K                                     |  | <b>Geo. Ref.:</b>    |  |                      |  |              |  |               |  |             |  |              |  |             |  |                          |  |                                   |  |
|  |  | <b>Served:</b> K                                       |  | <b>Neighborhood:</b> |  |                      |  |              |  |               |  |             |  |              |  |             |  |                          |  |                                   |  |
| <b>Description:</b> Collaborative project with the Five Corners Management District and the City of Houston. Intersection improvements include new signalization, pedestrian safe havens, related sidewalk and median tip improvements, striping and graphics. |  | <b>Operating and Maintenance Costs: (\$ Thousands)</b> |  |                      |  |                      |  |              |  |               |  |             |  |              |  |             |  |                          |  |                                   |  |
|  |  |  |  | <b>2025</b>          |  | <b>2026</b>          |  | <b>2027</b>  |  | <b>2028</b>   |  | <b>2029</b> |  | <b>Total</b> |  |             |  |                          |  |                                   |  |
|  |  | Personnel  |  | -                    |  | -                    |  | -            |  | -             |  | -           |  | \$ -         |  |             |  |                          |  |                                   |  |
|  |  | Supplies   |  | -                    |  | -                    |  | -            |  | -             |  | -           |  | \$ -         |  |             |  |                          |  |                                   |  |
| <b>Justification:</b> The existing conditions of this intersection are in poor condition. The enhancements and Safety Improvements will increase functionality and quality of life for residents of the Zone.  |  | Svcs. & Chgs.  |  | -                    |  | -                    |  | -            |  | -             |  | -           |  | \$ -         |  |             |  |                          |  |                                   |  |
|  |  | Capital Outlay   |  | -                    |  | -                    |  | -            |  | -             |  | -           |  | \$ -         |  |             |  |                          |  |                                   |  |
|  |  | <b>Total</b>   |  | \$ -                 |  | \$ -                 |  | \$ -         |  | \$ -          |  | \$ -        |  | \$ -         |  |             |  |                          |  |                                   |  |
|  |  | FTEs   |  |                      |  |                      |  |              |  |               |  |             |  |              |  |             |  |                          |  |                                   |  |
| <b>Fiscal Year Planned Expenses</b>  |  |  |  |                      |  |                      |  |              |  |               |  |             |  |              |  |             |  |                          |  |                                   |  |
| <b>Project Allocation</b>  |  | <b>Projected Expenses thru 6/30/23</b>                 |  | <b>2024 Budget</b>   |  | <b>2024 Estimate</b> |  | <b>2025</b>  |  | <b>2026</b>   |  | <b>2027</b> |  | <b>2028</b>  |  | <b>2029</b> |  | <b>FY25 - FY29 Total</b> |  | <b>Cumulative Total (To Date)</b> |  |
| <b>Phase</b>   |  |  |  |                      |  |                      |  |              |  |               |  |             |  |              |  |             |  |                          |  |                                   |  |
| 1 Planning   |  | -  |  | -                    |  | -                    |  | -            |  | -             |  | -           |  | -            |  | -           |  | \$ -                     |  | \$ -                              |  |
| 2 Acquisition  |  | -  |  | -                    |  | -                    |  | -            |  | -             |  | -           |  | -            |  | -           |  | \$ -                     |  | \$ -                              |  |
| 3 Design   |  | 50,000   |  | -                    |  | -                    |  | -            |  | -             |  | -           |  | -            |  | -           |  | \$ -                     |  | \$ 50,000                         |  |
| 4 Construction   |  | 426,056  |  | 40,000               |  | 40,000               |  | -            |  | -             |  | -           |  | -            |  | -           |  | \$ -                     |  | \$ 466,056                        |  |
| 5 Equipment  |  | -  |  | -                    |  | -                    |  | -            |  | -             |  | -           |  | -            |  | -           |  | \$ -                     |  | \$ -                              |  |
| 6 Close-Out  |  | -  |  | -                    |  | -                    |  | -            |  | -             |  | -           |  | -            |  | -           |  | \$ -                     |  | \$ -                              |  |
| 7 Other  |  | 7,816  |  | 2,800                |  | 2,800                |  | -            |  | -             |  | -           |  | -            |  | -           |  | \$ -                     |  | \$ 10,616                         |  |
|  |  | -  |  | -                    |  | -                    |  | -            |  | -             |  | -           |  | -            |  | -           |  | \$ -                     |  | \$ -                              |  |
|  |  | -  |  | -                    |  | -                    |  | -            |  | -             |  | -           |  | -            |  | -           |  | \$ -                     |  | \$ -                              |  |
|  |  | -  |  | -                    |  | -                    |  | -            |  | -             |  | -           |  | -            |  | -           |  | \$ -                     |  | \$ -                              |  |
|  |  | -  |  | -                    |  | -                    |  | -            |  | -             |  | -           |  | -            |  | -           |  | \$ -                     |  | \$ -                              |  |
| <b>Other Sub-Total:</b>  |  | 7,816  |  | 2,800                |  | 2,800                |  | -            |  | -             |  | -           |  | -            |  | -           |  | \$ -                     |  | \$ 10,616                         |  |
| <b>Total Allocations</b>   |  | \$ 483,872   |  | \$ 42,800            |  | \$ 42,800            |  | \$ -         |  | \$ -          |  | \$ -        |  | \$ -         |  | \$ -        |  | \$ -                     |  | \$ 526,672                        |  |
| <b>Source of Funds</b>   |  |  |  |                      |  |                      |  |              |  |               |  |             |  |              |  |             |  |                          |  |                                   |  |
| TIRZ Funds   |  | 483,872  |  | 42,800               |  | 42,800               |  | -            |  | -             |  | -           |  | -            |  | -           |  | \$ -                     |  | \$ 526,672                        |  |
| City of Houston  |  | -  |  | -                    |  | -                    |  | -            |  | -             |  | -           |  | -            |  | -           |  | \$ -                     |  | \$ -                              |  |
| Grant Funds  |  | -  |  | -                    |  | -                    |  | -            |  | -             |  | -           |  | -            |  | -           |  | \$ -                     |  | \$ -                              |  |
| Other  |  | -  |  | -                    |  | -                    |  | -            |  | -             |  | -           |  | -            |  | -           |  | \$ -                     |  | \$ -                              |  |
| <b>Total Funds</b>   |  | \$ 483,872   |  | \$ 42,800            |  | \$ 42,800            |  | \$ -         |  | \$ -          |  | \$ -        |  | \$ -         |  | \$ -        |  | \$ -                     |  | \$ 526,672                        |  |

\*NOTE:

|  |              |  |                    |                      |             |              |             |               |             |                          |                                   |
|--|--------------|--|--------------------|----------------------|-------------|--------------|-------------|---------------|-------------|--------------------------|-----------------------------------|
| <b>Project:</b> Post Oak and W Fuqua Intersection Improvements   |              | <b>City Council District</b>                           |                    | <b>Key Map:</b>      |             | <b>WBS.:</b> |             | <b>T-2502</b> |             |                          |                                   |
|  |              | <b>Location:</b> K                                     |                    | <b>Geo. Ref.:</b>    |             |              |             |               |             |                          |                                   |
|  |              | <b>Served:</b> K                                       |                    | <b>Neighborhood:</b> |             |              |             |               |             |                          |                                   |
| <b>Description:</b> Collaborative project with the Five Corners Management District. Intersection improvements include new signalization, pedestrian safe havens, related sidewalk and median tip improvements, striping and graphics. |              | <b>Operating and Maintenance Costs: (\$ Thousands)</b> |                    |                      |             |              |             |               |             |                          |                                   |
|  |              |  | 2025               | 2026                 | 2027        | 2028         | 2029        | Total         |             |                          |                                   |
| <b>Justification:</b> The existing conditions of this intersection are in poor condition. The enhancements and Safety Improvements will increase functionality and quality of life for residents of the Zone.                          |              | Personnel  | -                  | -                    | -           | -            | -           | -             | \$ -        |                          |                                   |
|  |              | Supplies   | -                  | -                    | -           | -            | -           | -             | \$ -        |                          |                                   |
|  |              | Svcs. & Chgs.  | -                  | -                    | -           | -            | -           | -             | \$ -        |                          |                                   |
|  |              | Capital Outlay   | -                  | -                    | -           | -            | -           | -             | \$ -        |                          |                                   |
|  |              | <b>Total</b>   | \$ -               | \$ -                 | \$ -        | \$ -         | \$ -        | \$ -          | \$ -        |                          |                                   |
|  |              | FTEs   |                    |                      |             |              |             |               | -           |                          |                                   |
| <b>Fiscal Year Planned Expenses</b>  |              |  |                    |                      |             |              |             |               |             |                          |                                   |
| <b>Project Allocation</b>  |              | <b>Projected Expenses thru 6/30/23</b>                 | <b>2024 Budget</b> | <b>2024 Estimate</b> | <b>2025</b> | <b>2026</b>  | <b>2027</b> | <b>2028</b>   | <b>2029</b> | <b>FY25 - FY29 Total</b> | <b>Cumulative Total (To Date)</b> |
| <b>Phase</b>   |              |  |                    |                      |             |              |             |               |             |                          |                                   |
| 1  | Planning     | -  | -                  | -                    | -           | -            | -           | -             | -           | \$ -                     | \$ -                              |
| 2  | Acquisition  | -  | -                  | -                    | -           | -            | -           | -             | -           | \$ -                     | \$ -                              |
| 3  | Design       | 200,000  | -                  | -                    | -           | -            | -           | -             | -           | \$ -                     | \$ 200,000                        |
| 4  | Construction | 1,079,378  | 50,000             | 50,000               | -           | -            | -           | -             | -           | \$ -                     | \$ 1,129,378                      |
| 5  | Equipment    | -  | -                  | -                    | -           | -            | -           | -             | -           | \$ -                     | \$ -                              |
| 6  | Close-Out    | -  | -                  | -                    | -           | -            | -           | -             | -           | \$ -                     | \$ -                              |
| 7  | Other        | 16,609   | 3,500              | 3,500                | -           | -            | -           | -             | -           | \$ -                     | \$ 20,109                         |
|  |              | -  | -                  | -                    | -           | -            | -           | -             | -           | \$ -                     | \$ -                              |
|  |              | -  | -                  | -                    | -           | -            | -           | -             | -           | \$ -                     | \$ -                              |
|  |              | -  | -                  | -                    | -           | -            | -           | -             | -           | \$ -                     | \$ -                              |
|  |              | -  | -                  | -                    | -           | -            | -           | -             | -           | \$ -                     | \$ -                              |
| <b>Other Sub-Total:</b>  |              | 16,609   | 3,500              | 3,500                | -           | -            | -           | -             | -           | \$ -                     | \$ 20,109                         |
| <b>Total Allocations</b>   |              | \$ 1,295,987   | \$ 53,500          | \$ 53,500            | \$ -        | \$ -         | \$ -        | \$ -          | \$ -        | \$ -                     | \$ 1,349,487                      |
| <b>Source of Funds</b>   |              |  |                    |                      |             |              |             |               |             |                          |                                   |
| TIRZ Funds   |              | 1,295,987  | 53,500             | 53,500               | -           | -            | -           | -             | -           | \$ -                     | \$ 1,349,487                      |
| City of Houston  |              | -  | -                  | -                    | -           | -            | -           | -             | -           | \$ -                     | \$ -                              |
| Grant  |              | -  | -                  | -                    | -           | -            | -           | -             | -           | \$ -                     | \$ -                              |
| Other  |              | -  | -                  | -                    | -           | -            | -           | -             | -           | \$ -                     | \$ -                              |
| <b>Total Funds</b>   |              | \$ 1,295,987   | \$ 53,500          | \$ 53,500            | \$ -        | \$ -         | \$ -        | \$ -          | \$ -        | \$ -                     | \$ 1,349,487                      |

|   |              |  |                    |                      |             |             |             |              |             |                          |                                   |           |  |       |  |
|---|--------------|--|--------------------|----------------------|-------------|-------------|-------------|--------------|-------------|--------------------------|-----------------------------------|-----------|--|-------|--|
| <b>Project:</b> Thoroughfare and Roadway Improvements   |              | <b>City Council District</b>                           |                    | <b>Key Map:</b>      |             |             |             | <b>WBS.:</b> |             | <b>T-2503</b>            |                                   |           |  |       |  |
|   |              | <b>Location:</b> D, K                                  |                    | <b>Geo. Ref.:</b>    |             |             |             |              |             |                          |                                   |           |  |       |  |
|   |              | <b>Served:</b> D, K                                    |                    | <b>Neighborhood:</b> |             |             |             |              |             |                          |                                   |           |  |       |  |
| <b>Description:</b> Improvements and repairs to existing public infrastructure including roadways, bike lanes, curbs and sidewalks, associated utilities, and other ROW enhancements. |              | <b>Operating and Maintenance Costs: (\$ Thousands)</b> |                    |                      |             |             |             |              |             |                          |                                   |           |  |       |  |
|   |              |  |                    | 2025                 |             | 2026        |             | 2027         |             | 2028                     |                                   | 2029      |  | Total |  |
|   |              | Personnel  |                    | -                    |             | -           |             | -            |             | -                        |                                   | -         |  | \$ -  |  |
|   |              | Supplies   |                    | -                    |             | -           |             | -            |             | -                        |                                   | -         |  | \$ -  |  |
| <b>Justification:</b> Enhance public safety and increase area mobility. Promote economic development and quality of life in the community.  |              | Svcs. & Chgs.  |                    | -                    |             | -           |             | -            |             | -                        |                                   | -         |  | \$ -  |  |
|   |              | Capital Outlay   |                    | -                    |             | -           |             | -            |             | -                        |                                   | -         |  | \$ -  |  |
|   |              | <b>Total</b>   |                    | \$ -                 |             | \$ -        |             | \$ -         |             | \$ -                     |                                   | \$ -      |  | \$ -  |  |
|   |              | FTEs   |                    |                      |             |             |             |              |             |                          |                                   |           |  | -     |  |
| <b>Fiscal Year Planned Expenses</b>   |              |  |                    |                      |             |             |             |              |             |                          |                                   |           |  |       |  |
| <b>Project Allocation</b>   |              | <b>Projected Expenses thru 6/30/23</b>                 | <b>2024 Budget</b> | <b>2024 Estimate</b> | <b>2025</b> | <b>2026</b> | <b>2027</b> | <b>2028</b>  | <b>2029</b> | <b>FY25 - FY29 Total</b> | <b>Cumulative Total (To Date)</b> |           |  |       |  |
| <b>Phase</b>  |              |  |                    |                      |             |             |             |              |             |                          |                                   |           |  |       |  |
| 1   | Planning     | 14,624   | -                  | -                    | -           | -           | -           | -            | -           | \$ -                     | \$ -                              | 14,624    |  |       |  |
| 2   | Acquisition  | -  | -                  | -                    | -           | -           | -           | -            | -           | \$ -                     | \$ -                              | -         |  |       |  |
| 3   | Design       | -  | 50,000             | -                    | 50,000      | 50,000      | 100,000     | -            | -           | \$ 200,000               | \$ 200,000                        | 200,000   |  |       |  |
| 4   | Construction | -  | -                  | -                    | -           | 400,000     | 500,000     | 500,000      | -           | \$ 1,400,000             | \$ 1,400,000                      | 1,400,000 |  |       |  |
| 5   | Equipment    | -  | -                  | -                    | -           | -           | -           | -            | -           | \$ -                     | \$ -                              | -         |  |       |  |
| 6   | Close-Out    | -  | -                  | -                    | -           | -           | -           | -            | -           | \$ -                     | \$ -                              | -         |  |       |  |
| 7   | Other        | -  | -                  | -                    | -           | -           | -           | -            | -           | \$ -                     | \$ -                              | -         |  |       |  |
|   |              | -  | -                  | -                    | -           | -           | -           | -            | -           | \$ -                     | \$ -                              | -         |  |       |  |
|   |              | -  | -                  | -                    | -           | -           | -           | -            | -           | \$ -                     | \$ -                              | -         |  |       |  |
|   |              | -  | -                  | -                    | -           | -           | -           | -            | -           | \$ -                     | \$ -                              | -         |  |       |  |
|   |              | -  | -                  | -                    | -           | -           | -           | -            | -           | \$ -                     | \$ -                              | -         |  |       |  |
| <b>Other Sub-Total:</b>   |              | -  | -                  | -                    | -           | -           | -           | -            | -           | \$ -                     | \$ -                              | -         |  |       |  |
| <b>Total Allocations</b>  |              | \$ 14,624  | \$ 50,000          | \$ -                 | \$ 50,000   | \$ 50,000   | \$ 500,000  | \$ 500,000   | \$ 500,000  | \$ 1,600,000             | \$ 1,614,624                      |           |  |       |  |
| <b>Source of Funds</b>  |              |  |                    |                      |             |             |             |              |             |                          |                                   |           |  |       |  |
| TIRZ Funds  |              | 14,624   | 50,000             | -                    | 50,000      | 50,000      | 500,000     | 500,000      | 500,000     | \$ 1,600,000             | \$ 1,614,624                      |           |  |       |  |
| City of Houston   |              | -  | -                  | -                    | -           | -           | -           | -            | -           | \$ -                     | \$ -                              |           |  |       |  |
| Grants  |              | -  | -                  | -                    | -           | -           | -           | -            | -           | \$ -                     | \$ -                              |           |  |       |  |
| Other   |              | -  | -                  | -                    | -           | -           | -           | -            | -           | \$ -                     | \$ -                              |           |  |       |  |
| <b>Total Funds</b>  |              | \$ 14,624  | \$ 50,000          | \$ -                 | \$ 50,000   | \$ 50,000   | \$ 500,000  | \$ 500,000   | \$ 500,000  | \$ 1,600,000             | \$ 1,614,624                      |           |  |       |  |

|  |              |  |                    |                      |             |             |             |              |             |                          |                                   |            |  |       |  |
|--|--------------|--|--------------------|----------------------|-------------|-------------|-------------|--------------|-------------|--------------------------|-----------------------------------|------------|--|-------|--|
| <b>Project:</b> Civic Art  |              | <b>City Council District</b>                           |                    | <b>Key Map:</b>      |             |             |             | <b>WBS.:</b> |             | <b>T-2505</b>            |                                   |            |  |       |  |
|  |              | <b>Location:</b> D, K                                  |                    | <b>Geo. Ref.:</b>    |             |             |             |              |             |                          |                                   |            |  |       |  |
|  |              | <b>Served:</b> D, K                                    |                    | <b>Neighborhood:</b> |             |             |             |              |             |                          |                                   |            |  |       |  |
| <b>Description:</b> Public murals. Designs by Up-Art Studios.            |              | <b>Operating and Maintenance Costs: (\$ Thousands)</b> |                    |                      |             |             |             |              |             |                          |                                   |            |  |       |  |
|  |              |  |                    | 2025                 |             | 2026        |             | 2027         |             | 2028                     |                                   | 2029       |  | Total |  |
|  |              | Personnel  |                    | -                    |             | -           |             | -            |             | -                        |                                   | -          |  | \$ -  |  |
|  |              | Supplies   |                    | -                    |             | -           |             | -            |             | -                        |                                   | -          |  | \$ -  |  |
| <b>Justification:</b> Community beautification and economic development. |              | Svcs. & Chgs.  |                    | -                    |             | -           |             | -            |             | -                        |                                   | -          |  | \$ -  |  |
|  |              | Capital Outlay   |                    | -                    |             | -           |             | -            |             | -                        |                                   | -          |  | \$ -  |  |
|  |              | <b>Total</b>   |                    | \$ -                 |             | \$ -        |             | \$ -         |             | \$ -                     |                                   | \$ -       |  | \$ -  |  |
|  |              | FTEs   |                    |                      |             |             |             |              |             |                          |                                   |            |  |       |  |
| <b>Fiscal Year Planned Expenses</b>                                      |              |  |                    |                      |             |             |             |              |             |                          |                                   |            |  |       |  |
| <b>Project Allocation</b>  |              | <b>Projected Expenses thru 6/30/23</b>                 | <b>2024 Budget</b> | <b>2024 Estimate</b> | <b>2025</b> | <b>2026</b> | <b>2027</b> | <b>2028</b>  | <b>2029</b> | <b>FY25 - FY29 Total</b> | <b>Cumulative Total (To Date)</b> |            |  |       |  |
| <b>Phase</b>   |              |  |                    |                      |             |             |             |              |             |                          |                                   |            |  |       |  |
| 1  | Planning     | -  | -                  | -                    | -           | -           | -           | -            | -           | \$ -                     | \$ -                              | \$ -       |  |       |  |
| 2  | Acquisition  | -  | -                  | -                    | -           | -           | -           | -            | -           | \$ -                     | \$ -                              | \$ -       |  |       |  |
| 3  | Design       | -  | -                  | -                    | -           | -           | -           | -            | -           | \$ -                     | \$ -                              | \$ -       |  |       |  |
| 4  | Construction | 5,999  | -                  | -                    | -           | -           | -           | -            | -           | \$ -                     | \$ -                              | \$ 5,999   |  |       |  |
| 5  | Equipment    | -  | -                  | -                    | -           | -           | -           | -            | -           | \$ -                     | \$ -                              | \$ -       |  |       |  |
| 6  | Close-Out    | -  | -                  | -                    | -           | -           | -           | -            | -           | \$ -                     | \$ -                              | \$ -       |  |       |  |
| 7  | Other        | -  | 135,000            | 50,000               | 135,000     | 135,000     | -           | -            | -           | \$ 270,000               | \$ 320,000                        | \$ 320,000 |  |       |  |
|  |              | -  | -                  | -                    | -           | -           | -           | -            | -           | \$ -                     | \$ -                              | \$ -       |  |       |  |
|  |              | -  | -                  | -                    | -           | -           | -           | -            | -           | \$ -                     | \$ -                              | \$ -       |  |       |  |
|  |              | -  | -                  | -                    | -           | -           | -           | -            | -           | \$ -                     | \$ -                              | \$ -       |  |       |  |
|  |              | -  | -                  | -                    | -           | -           | -           | -            | -           | \$ -                     | \$ -                              | \$ -       |  |       |  |
| <b>Other Sub-Total:</b>  |              | -  | 135,000            | 50,000               | 135,000     | 135,000     | -           | -            | -           | \$ 270,000               | \$ 320,000                        | \$ 320,000 |  |       |  |
| <b>Total Allocations</b>   |              | \$ 5,999   | \$ 135,000         | \$ 50,000            | \$ 135,000  | \$ 135,000  | \$ -        | \$ -         | \$ -        | \$ 270,000               | \$ 325,999                        | \$ 325,999 |  |       |  |
| <b>Source of Funds</b>   |              |  |                    |                      |             |             |             |              |             |                          |                                   |            |  |       |  |
| TIRZ Funds   |              | 5,999  | 135,000            | 50,000               | 135,000     | 135,000     | -           | -            | -           | \$ 270,000               | \$ 325,999                        | \$ 325,999 |  |       |  |
| City of Houston  |              | -  | -                  | -                    | -           | -           | -           | -            | -           | \$ -                     | \$ -                              | \$ -       |  |       |  |
| Grants   |              | -  | -                  | -                    | -           | -           | -           | -            | -           | \$ -                     | \$ -                              | \$ -       |  |       |  |
| Other  |              | -  | -                  | -                    | -           | -           | -           | -            | -           | \$ -                     | \$ -                              | \$ -       |  |       |  |
| <b>Total Funds</b>   |              | \$ 5,999   | \$ 135,000         | \$ 50,000            | \$ 135,000  | \$ 135,000  | \$ -        | \$ -         | \$ -        | \$ 270,000               | \$ 325,999                        | \$ 325,999 |  |       |  |

\*NOTE:

|   |              |  |                    |                      |             |             |             |              |             |                          |  |                                   |  |       |  |
|---|--------------|--|--------------------|----------------------|-------------|-------------|-------------|--------------|-------------|--------------------------|--|-----------------------------------|--|-------|--|
| <b>Project:</b> Curb/Sidewalk Repair and Improvement  |              | <b>City Council District</b>                           |                    | <b>Key Map:</b>      |             |             |             | <b>WBS.:</b> |             | <b>T-2506</b>            |  |                                   |  |       |  |
|   |              | <b>Location:</b> D, K                                  |                    | <b>Geo. Ref.:</b>    |             |             |             |              |             |                          |  |                                   |  |       |  |
|   |              | <b>Served:</b> D, K                                    |                    | <b>Neighborhood:</b> |             |             |             |              |             |                          |  |                                   |  |       |  |
| <b>Description:</b> Repairs and improvements to existing curbs, sidewalks, and ramps. In partnership with Five Corners Tri-Party Agreement. Includes the painting of curbs and general clean-up. Multiple Phases. |              | <b>Operating and Maintenance Costs: (\$ Thousands)</b> |                    |                      |             |             |             |              |             |                          |  |                                   |  |       |  |
|   |              |  |                    | 2025                 |             | 2026        |             | 2027         |             | 2028                     |  | 2029                              |  | Total |  |
|   |              | Personnel  |                    | -                    |             | -           |             | -            |             | -                        |  | -                                 |  | \$ -  |  |
|   |              | Supplies   |                    | -                    |             | -           |             | -            |             | -                        |  | -                                 |  | \$ -  |  |
| <b>Justification:</b> Community beautification, enhanced walkability and public safety.   |              | Svcs. & Chgs.  |                    | -                    |             | -           |             | -            |             | -                        |  | -                                 |  | \$ -  |  |
|   |              | Capital Outlay   |                    | -                    |             | -           |             | -            |             | -                        |  | -                                 |  | \$ -  |  |
|   |              | <b>Total</b>   |                    | \$ -                 |             | \$ -        |             | \$ -         |             | \$ -                     |  | \$ -                              |  | \$ -  |  |
|   |              | FTEs   |                    |                      |             |             |             |              |             |                          |  |                                   |  | -     |  |
| <b>Fiscal Year Planned Expenses</b>   |              |  |                    |                      |             |             |             |              |             |                          |  |                                   |  |       |  |
| <b>Project Allocation</b>   |              | <b>Projected Expenses thru 6/30/23</b>                 | <b>2024 Budget</b> | <b>2024 Estimate</b> | <b>2025</b> | <b>2026</b> | <b>2027</b> | <b>2028</b>  | <b>2029</b> | <b>FY25 - FY29 Total</b> |  | <b>Cumulative Total (To Date)</b> |  |       |  |
| <b>Phase</b>  |              |  |                    |                      |             |             |             |              |             |                          |  |                                   |  |       |  |
| 1   | Planning     | -  | -                  | -                    | 150,000     | -           | -           | -            | -           | \$ 150,000               |  | \$ 150,000                        |  |       |  |
| 2   | Acquisition  | -  | -                  | -                    | -           | -           | -           | -            | -           | \$ -                     |  | \$ -                              |  |       |  |
| 3   | Design       | 122,363  | -                  | 75,000               | 250,000     | -           | -           | -            | -           | \$ 250,000               |  | \$ 447,363                        |  |       |  |
| 4   | Construction | 503,213  | 700,000            | 450,000              | -           | -           | -           | -            | -           | \$ -                     |  | \$ 953,213                        |  |       |  |
| 5   | Equipment    | -  | -                  | -                    | -           | -           | -           | -            | -           | \$ -                     |  | \$ -                              |  |       |  |
| 6   | Close-Out    | -  | -                  | -                    | -           | -           | -           | -            | -           | \$ -                     |  | \$ -                              |  |       |  |
| 7   | Other        | 44,557   | 49,000             | 50,000               | -           | -           | -           | -            | -           | \$ -                     |  | \$ 94,557                         |  |       |  |
|   |              | -  | -                  | -                    | -           | -           | -           | -            | -           | \$ -                     |  | \$ -                              |  |       |  |
|   |              | -  | -                  | -                    | -           | -           | -           | -            | -           | \$ -                     |  | \$ -                              |  |       |  |
|   |              | -  | -                  | -                    | -           | -           | -           | -            | -           | \$ -                     |  | \$ -                              |  |       |  |
|   |              | -  | -                  | -                    | -           | -           | -           | -            | -           | \$ -                     |  | \$ -                              |  |       |  |
| <b>Other Sub-Total:</b>   |              | 44,557   | 49,000             | 50,000               | -           | -           | -           | -            | -           | \$ -                     |  | \$ 94,557                         |  |       |  |
| <b>Total Allocations</b>  |              | \$ 670,133   | \$ 749,000         | \$ 575,000           | \$ 400,000  | \$ -        | \$ -        | \$ -         | \$ -        | \$ 400,000               |  | \$ 1,645,133                      |  |       |  |
| <b>Source of Funds</b>  |              |  |                    |                      |             |             |             |              |             |                          |  |                                   |  |       |  |
| TIRZ Funds  |              | 670,133  | 749,000            | 575,000              | 400,000     | -           | -           | -            | -           | \$ 400,000               |  | \$ 1,645,133                      |  |       |  |
| City of Houston   |              | -  | -                  | -                    | -           | -           | -           | -            | -           | \$ -                     |  | \$ -                              |  |       |  |
| Grants  |              | -  | -                  | -                    | -           | -           | -           | -            | -           | \$ -                     |  | \$ -                              |  |       |  |
| Other   |              | -  | -                  | -                    | -           | -           | -           | -            | -           | \$ -                     |  | \$ -                              |  |       |  |
| <b>Total Funds</b>  |              | \$ 670,133   | \$ 749,000         | \$ 575,000           | \$ 400,000  | \$ -        | \$ -        | \$ -         | \$ -        | \$ 400,000               |  | \$ 1,645,133                      |  |       |  |



|   |  |  |                    |  |              |              |             |              |               |                          |                                   |
|---|--|--|--------------------|--|--------------|--------------|-------------|--------------|---------------|--------------------------|-----------------------------------|
| <b>Project:</b> Blight Removal and Beautification |  | <b>City Council District</b>           |                    | <b>Key Map:</b>  |              |              |             | <b>WBS.:</b> | <b>T-2507</b> |                          |                                   |
|   |  | <b>Location:</b> D, K                  |                    | <b>Geo. Ref.:</b>                                      |              |              |             |              |               |                          |                                   |
|   |  | <b>Served:</b> D, K                    |                    | <b>Neighborhood:</b>                                   |              |              |             |              |               |                          |                                   |
| <b>Description:</b>                               | Property acquisitions to remove dangerous and blighted buildings. Develop an area blight removal plan and program. |  |                    | <b>Operating and Maintenance Costs: (\$ Thousands)</b> |              |              |             |              |               |                          |                                   |
|   |  |  |                    | <b>2025</b>  | <b>2026</b>  | <b>2027</b>  | <b>2028</b> | <b>2029</b>  | <b>Total</b>  |                          |                                   |
|   |  |  |                    | Personnel  | -            | -            | -           | -            | \$ -          |                          |                                   |
|   |  |  |                    | Supplies   | -            | -            | -           | -            | \$ -          |                          |                                   |
| <b>Justification:</b>                             | Enhance public safety and promote economic development.  |  |                    | Svcs. & Chgs.  | -            | -            | -           | -            | \$ -          |                          |                                   |
|   |  |  |                    | Capital Outlay   | -            | -            | -           | -            | \$ -          |                          |                                   |
|   |  |  |                    | <b>Total</b>   | \$ -         | \$ -         | \$ -        | \$ -         | \$ -          |                          |                                   |
|   |  |  |                    | FTEs   |              |              |             |              | -             |                          |                                   |
| <b>Fiscal Year Planned Expenses</b>               |  |  |                    |  |              |              |             |              |               |                          |                                   |
| <b>Project Allocation</b>                         |  | <b>Projected Expenses thru 6/30/23</b> | <b>2024 Budget</b> | <b>2024 Estimate</b>                                   | <b>2025</b>  | <b>2026</b>  | <b>2027</b> | <b>2028</b>  | <b>2029</b>   | <b>FY25 - FY29 Total</b> | <b>Cumulative Total (To Date)</b> |
| <b>Phase</b>                                      |  |  |                    |  |              |              |             |              |               |                          |                                   |
| 1   | Planning   | 64,569                                 | 100,000            | -  | 100,000      | -            | -           | -            | -             | \$ 100,000               | \$ 164,569                        |
| 2   | Acquisition  | -                                      | 2,000,000          | 1,000,000  | 2,000,000    | 2,000,000    | -           | -            | -             | \$ 4,000,000             | \$ 5,000,000                      |
| 3   | Design   | -                                      | -                  | -  | -            | -            | -           | -            | -             | \$ -                     | \$ -                              |
| 4   | Construction   | -                                      | -                  | -  | -            | -            | -           | -            | -             | \$ -                     | \$ -                              |
| 5   | Equipment  | -                                      | -                  | -  | -            | -            | -           | -            | -             | \$ -                     | \$ -                              |
| 6   | Close-Out  | -                                      | -                  | -  | -            | -            | -           | -            | -             | \$ -                     | \$ -                              |
| 7   | Other  | -                                      | 6,000              | -  | 10,000       | -            | -           | -            | -             | \$ 10,000                | \$ 10,000                         |
|   |  | -                                      | -                  | -  | -            | -            | -           | -            | -             | \$ -                     | \$ -                              |
|   |  | -                                      | -                  | -  | -            | -            | -           | -            | -             | \$ -                     | \$ -                              |
|   |  | -                                      | -                  | -  | -            | -            | -           | -            | -             | \$ -                     | \$ -                              |
|   |  | -                                      | -                  | -  | -            | -            | -           | -            | -             | \$ -                     | \$ -                              |
|   |  | -                                      | -                  | -  | -            | -            | -           | -            | -             | \$ -                     | \$ -                              |
|   | <b>Other Sub-Total:</b>  | -                                      | 6,000              | -  | 10,000       | -            | -           | -            | -             | \$ 10,000                | \$ 10,000                         |
| <b>Total Allocations</b>                          |  | \$ 64,569                              | \$ 2,106,000       | \$ 1,000,000   | \$ 2,110,000 | \$ 2,000,000 | \$ -        | \$ -         | \$ -          | \$ 4,110,000             | \$ 5,174,569                      |
| <b>Source of Funds</b>                            |  |  |                    |  |              |              |             |              |               |                          |                                   |
| TIRZ Funds  |  | 64,569                                 | 2,100,000          | 1,000,000  | 2,110,000    | 2,000,000    | -           | -            | -             | \$ 4,110,000             | \$ 5,174,569                      |
| City of Houston                                   |  | -                                      | -                  | -  | -            | -            | -           | -            | -             | \$ -                     | \$ -                              |
| Grants  |  | -                                      | -                  | -  | -            | -            | -           | -            | -             | \$ -                     | \$ -                              |
| Other   |  | -                                      | -                  | -  | -            | -            | -           | -            | -             | \$ -                     | \$ -                              |
| <b>Total Funds</b>                                |  | \$ 64,569                              | \$ 2,100,000       | \$ 1,000,000   | \$ 2,110,000 | \$ 2,000,000 | \$ -        | \$ -         | \$ -          | \$ 4,110,000             | \$ 5,174,569                      |

|   |              |  |                    |                      |             |             |             |              |             |                          |  |                                   |  |       |  |
|---|--------------|--|--------------------|----------------------|-------------|-------------|-------------|--------------|-------------|--------------------------|--|-----------------------------------|--|-------|--|
| <b>Project:</b> Fort Bend County South Post Oak Park  |              | <b>City Council District</b>                           |                    | <b>Key Map:</b>      |             |             |             | <b>WBS.:</b> |             | <b>T-2508</b>            |  |                                   |  |       |  |
|   |              | <b>Location:</b> K                                     |                    | <b>Geo. Ref.:</b>    |             |             |             |              |             |                          |  |                                   |  |       |  |
|   |              | <b>Served:</b> K                                       |                    | <b>Neighborhood:</b> |             |             |             |              |             |                          |  |                                   |  |       |  |
| <b>Description:</b> Funding shares towards the "Fort Bend County South Post Oak Park" project in Precinct 2, located at 5525 Hobby Street, Houston, TX. The project includes football and baseball fields and related facilities. |              | <b>Operating and Maintenance Costs: (\$ Thousands)</b> |                    |                      |             |             |             |              |             |                          |  |                                   |  |       |  |
|   |              |  |                    | 2025                 |             | 2026        |             | 2027         |             | 2028                     |  | 2029                              |  | Total |  |
|   |              | Personnel  |                    | -                    |             | -           |             | -            |             | -                        |  | -                                 |  | \$ -  |  |
|   |              | Supplies   |                    | -                    |             | -           |             | -            |             | -                        |  | -                                 |  | \$ -  |  |
| <b>Justification:</b> The Fort Bend County Sports Complex provides invaluable training and community development for youth and facility in an underserved portion of COH District K and Fort Bend County Precinct 2.              |              | Sacs. & Chgs.  |                    | -                    |             | -           |             | -            |             | -                        |  | -                                 |  | \$ -  |  |
|   |              | Capital Outlay   |                    | -                    |             | -           |             | -            |             | -                        |  | -                                 |  | \$ -  |  |
|   |              | <b>Total</b>   |                    | \$ -                 |             | \$ -        |             | \$ -         |             | \$ -                     |  | \$ -                              |  | \$ -  |  |
|   |              | FTEs   |                    |                      |             |             |             |              |             |                          |  |                                   |  | -     |  |
| <b>Fiscal Year Planned Expenses</b>   |              |  |                    |                      |             |             |             |              |             |                          |  |                                   |  |       |  |
| <b>Project Allocation</b>   |              | <b>Projected Expenses thru 6/30/23</b>                 | <b>2024 Budget</b> | <b>2024 Estimate</b> | <b>2025</b> | <b>2026</b> | <b>2027</b> | <b>2028</b>  | <b>2029</b> | <b>FY25 - FY29 Total</b> |  | <b>Cumulative Total (To Date)</b> |  |       |  |
| <b>Phase</b>  |              |  |                    |                      |             |             |             |              |             |                          |  |                                   |  |       |  |
| 1   | Planning     | -  | -                  | -                    | -           | -           | -           | -            | -           | \$ -                     |  | \$ -                              |  |       |  |
| 2   | Acquisition  | -  | -                  | -                    | -           | -           | -           | -            | -           | \$ -                     |  | \$ -                              |  |       |  |
| 3   | Design       | -  | -                  | -                    | -           | -           | -           | -            | -           | \$ -                     |  | \$ -                              |  |       |  |
| 4   | Construction | 110,000  | 160,000            | 295,000              | 185,000     | 210,000     | -           | -            | -           | \$ 395,000               |  | \$ 800,000                        |  |       |  |
| 5   | Equipment    | -  | -                  | -                    | -           | -           | -           | -            | -           | \$ -                     |  | \$ -                              |  |       |  |
| 6   | Close-Out    | -  | -                  | -                    | -           | -           | -           | -            | -           | \$ -                     |  | \$ -                              |  |       |  |
| 7   | Other        | -  | -                  | -                    | -           | -           | -           | -            | -           | \$ -                     |  | \$ -                              |  |       |  |
|   |              | -  | -                  | -                    | -           | -           | -           | -            | -           | \$ -                     |  | \$ -                              |  |       |  |
|   |              | -  | -                  | -                    | -           | -           | -           | -            | -           | \$ -                     |  | \$ -                              |  |       |  |
|   |              | -  | -                  | -                    | -           | -           | -           | -            | -           | \$ -                     |  | \$ -                              |  |       |  |
|   |              | -  | -                  | -                    | -           | -           | -           | -            | -           | \$ -                     |  | \$ -                              |  |       |  |
|   |              | -  | -                  | -                    | -           | -           | -           | -            | -           | \$ -                     |  | \$ -                              |  |       |  |
|   |              | -  | -                  | -                    | -           | -           | -           | -            | -           | \$ -                     |  | \$ -                              |  |       |  |
| <b>Other Sub-Total:</b>   |              | -  | -                  | -                    | -           | -           | -           | -            | -           | \$ -                     |  | \$ -                              |  |       |  |
| <b>Total Allocations</b>  |              | \$ 110,000   | \$ 160,000         | \$ 295,000           | \$ 185,000  | \$ 210,000  | \$ -        | \$ -         | \$ -        | \$ 395,000               |  | \$ 800,000                        |  |       |  |
| <b>Source of Funds</b>  |              |  |                    |                      |             |             |             |              |             |                          |  |                                   |  |       |  |
| TIRZ Funds  |              | 110,000  | 160,000            | 295,000              | 185,000     | 210,000     | -           | -            | -           | \$ 395,000               |  | \$ 800,000                        |  |       |  |
| City of Houston   |              | -  | -                  | -                    | -           | -           | -           | -            | -           | \$ -                     |  | \$ -                              |  |       |  |
| Grants  |              | -  | -                  | -                    | -           | -           | -           | -            | -           | \$ -                     |  | \$ -                              |  |       |  |
| Other   |              | -  | -                  | -                    | -           | -           | -           | -            | -           | \$ -                     |  | \$ -                              |  |       |  |
| <b>Total Funds</b>  |              | \$ 110,000   | \$ 160,000         | \$ 295,000           | \$ 185,000  | \$ 210,000  | \$ -        | \$ -         | \$ -        | \$ 395,000               |  | \$ 800,000                        |  |       |  |

|  |              |  |                    |                      |             |             |             |              |             |                          |  |                                   |  |       |  |
|--|--------------|--|--------------------|----------------------|-------------|-------------|-------------|--------------|-------------|--------------------------|--|-----------------------------------|--|-------|--|
| <b>Project:</b> Fort Bend Houston: Edison Performing Arts Center   |              | <b>City Council District</b>                           |                    | <b>Key Map:</b>      |             |             |             | <b>WBS.:</b> |             | <b>T-2509</b>            |  |                                   |  |       |  |
|  |              | <b>Location:</b> K                                     |                    | <b>Geo. Ref.:</b>    |             |             |             |              |             |                          |  |                                   |  |       |  |
|  |              | <b>Served:</b> K                                       |                    | <b>Neighborhood:</b> |             |             |             |              |             |                          |  |                                   |  |       |  |
| <b>Description:</b> To provide funding share for the "Fort Bend Houston: Edison Performing Arts Center" project, located at 7100 W Fuqua, Houston, TX. Public art and programs in both indoor and outdoor performance sites, alongside with affordable multifamily housing properties. |              | <b>Operating and Maintenance Costs: (\$ Thousands)</b> |                    |                      |             |             |             |              |             |                          |  |                                   |  |       |  |
|  |              |  |                    | 2025                 |             | 2026        |             | 2027         |             | 2028                     |  | 2029                              |  | Total |  |
|  |              | Personnel  |                    | -                    |             | -           |             | -            |             | -                        |  | -                                 |  | \$ -  |  |
|  |              | Supplies   |                    | -                    |             | -           |             | -            |             | -                        |  | -                                 |  | \$ -  |  |
| <b>Justification:</b> The Edison Performing Arts Center revitalization project is a unique place making project that will transform this area known as Fort Bend Houston into a more active and resilient place while bringing much needed services to the area.                       |              | Svcs. & Chgs.  |                    | -                    |             | -           |             | -            |             | -                        |  | -                                 |  | \$ -  |  |
|  |              | Capital Outlay   |                    | -                    |             | -           |             | -            |             | -                        |  | -                                 |  | \$ -  |  |
|  |              | <b>Total</b>   |                    | \$ -                 |             | \$ -        |             | \$ -         |             | \$ -                     |  | \$ -                              |  | \$ -  |  |
|  |              | FTEs   |                    |                      |             |             |             |              |             |                          |  |                                   |  | -     |  |
| <b>Fiscal Year Planned Expenses</b>  |              |  |                    |                      |             |             |             |              |             |                          |  |                                   |  |       |  |
| <b>Project Allocation</b>  |              | <b>Projected Expenses thru 6/30/23</b>                 | <b>2024 Budget</b> | <b>2024 Estimate</b> | <b>2025</b> | <b>2026</b> | <b>2027</b> | <b>2028</b>  | <b>2029</b> | <b>FY25 - FY29 Total</b> |  | <b>Cumulative Total (To Date)</b> |  |       |  |
| <b>Phase</b>   |              |  |                    |                      |             |             |             |              |             |                          |  |                                   |  |       |  |
| 1  | Planning     | -  | -                  | -                    | -           | -           | -           | -            | -           | \$ -                     |  | \$ -                              |  |       |  |
| 2  | Acquisition  | -  | -                  | -                    | -           | -           | -           | -            | -           | \$ -                     |  | \$ -                              |  |       |  |
| 3  | Design       | -  | -                  | -                    | -           | -           | -           | -            | -           | \$ -                     |  | \$ -                              |  |       |  |
| 4  | Construction | 200,000  | 100,000            | 100,000              | 100,000     | 100,000     | -           | -            | -           | \$ 200,000               |  | \$ 500,000                        |  |       |  |
| 5  | Equipment    | -  | -                  | -                    | -           | -           | -           | -            | -           | \$ -                     |  | \$ -                              |  |       |  |
| 6  | Close-Out    | -  | -                  | -                    | -           | -           | -           | -            | -           | \$ -                     |  | \$ -                              |  |       |  |
| 7  | Other        | -  | -                  | -                    | -           | -           | -           | -            | -           | \$ -                     |  | \$ -                              |  |       |  |
|  |              | -  | -                  | -                    | -           | -           | -           | -            | -           | \$ -                     |  | \$ -                              |  |       |  |
|  |              | -  | -                  | -                    | -           | -           | -           | -            | -           | \$ -                     |  | \$ -                              |  |       |  |
|  |              | -  | -                  | -                    | -           | -           | -           | -            | -           | \$ -                     |  | \$ -                              |  |       |  |
|  |              | -  | -                  | -                    | -           | -           | -           | -            | -           | \$ -                     |  | \$ -                              |  |       |  |
|  |              | -  | -                  | -                    | -           | -           | -           | -            | -           | \$ -                     |  | \$ -                              |  |       |  |
| <b>Other Sub-Total:</b>  |              | -  | -                  | -                    | -           | -           | -           | -            | -           | \$ -                     |  | \$ -                              |  |       |  |
| <b>Total Allocations</b>   |              | \$ 200,000   | \$ 100,000         | \$ 100,000           | \$ 100,000  | \$ 100,000  | \$ -        | \$ -         | \$ -        | \$ 200,000               |  | \$ 500,000                        |  |       |  |
| <b>Source of Funds</b>   |              |  |                    |                      |             |             |             |              |             |                          |  |                                   |  |       |  |
| TIRZ Funds   |              | 200,000  | 100,000            | 100,000              | 100,000     | 100,000     | -           | -            | -           | \$ 200,000               |  | \$ 500,000                        |  |       |  |
| City of Houston  |              | -  | -                  | -                    | -           | -           | -           | -            | -           | \$ -                     |  | \$ -                              |  |       |  |
| Grants   |              | -  | -                  | -                    | -           | -           | -           | -            | -           | \$ -                     |  | \$ -                              |  |       |  |
| Other  |              | -  | -                  | -                    | -           | -           | -           | -            | -           | \$ -                     |  | \$ -                              |  |       |  |
| <b>Total Funds</b>   |              | \$ 200,000   | \$ 100,000         | \$ 100,000           | \$ 100,000  | \$ 100,000  | \$ -        | \$ -         | \$ -        | \$ 200,000               |  | \$ 500,000                        |  |       |  |

\*NOTE:

|  |              |  |                    |                      |             |             |             |              |             |                          |                                   |            |  |       |  |
|--|--------------|--|--------------------|----------------------|-------------|-------------|-------------|--------------|-------------|--------------------------|-----------------------------------|------------|--|-------|--|
| <b>Project:</b> Signature Bus Shelters and Improvements  |              | <b>City Council District</b>                           |                    | <b>Key Map:</b>      |             |             |             | <b>WBS.:</b> |             | <b>T-2510</b>            |                                   |            |  |       |  |
|  |              | <b>Location:</b> K                                     |                    | <b>Geo. Ref.:</b>    |             |             |             |              |             |                          |                                   |            |  |       |  |
|  |              | <b>Served:</b> K                                       |                    | <b>Neighborhood:</b> |             |             |             |              |             |                          |                                   |            |  |       |  |
| <b>Description:</b> Signature bus shelters and related improvements along major METRO bus lines throughout the zone. Capture community synergy and enhance previous similar METRO bus stop improvements in adjacent TIRZ 9 in the Five Corners District. |              | <b>Operating and Maintenance Costs: (\$ Thousands)</b> |                    |                      |             |             |             |              |             |                          |                                   |            |  |       |  |
|  |              |  |                    | 2025                 |             | 2026        |             | 2027         |             | 2028                     |                                   | 2029       |  | Total |  |
|  |              | Personnel  |                    | -                    |             | -           |             | -            |             | -                        |                                   | -          |  | \$ -  |  |
|  |              | Supplies   |                    | -                    |             | -           |             | -            |             | -                        |                                   | -          |  | \$ -  |  |
| <b>Justification:</b> Improve METRO commuters safety and comfort. Provide community beautification and promote economic development.   |              | Svcs. & Chgs.  |                    | -                    |             | -           |             | -            |             | -                        |                                   | -          |  | \$ -  |  |
|  |              | Capital Outlay   |                    | -                    |             | -           |             | -            |             | -                        |                                   | -          |  | \$ -  |  |
|  |              | <b>Total</b>   |                    | \$ -                 |             | \$ -        |             | \$ -         |             | \$ -                     |                                   | \$ -       |  | \$ -  |  |
|  |              | FTEs   |                    |                      |             |             |             |              |             |                          |                                   |            |  | -     |  |
| <b>Fiscal Year Planned Expenses</b>  |              |  |                    |                      |             |             |             |              |             |                          |                                   |            |  |       |  |
| <b>Project Allocation</b>  |              | <b>Projected Expenses thru 6/30/23</b>                 | <b>2024 Budget</b> | <b>2024 Estimate</b> | <b>2025</b> | <b>2026</b> | <b>2027</b> | <b>2028</b>  | <b>2029</b> | <b>FY25 - FY29 Total</b> | <b>Cumulative Total (To Date)</b> |            |  |       |  |
| <b>Phase</b>   |              |  |                    |                      |             |             |             |              |             |                          |                                   |            |  |       |  |
| 1  | Planning     | -  | -                  | -                    | -           | -           | -           | -            | -           | \$ -                     | \$ -                              | \$ -       |  |       |  |
| 2  | Acquisition  | -  | -                  | -                    | -           | -           | -           | -            | -           | \$ -                     | \$ -                              | \$ -       |  |       |  |
| 3  | Design       | 49,225   | 100,000            | -                    | 100,000     | -           | -           | -            | -           | \$ 100,000               | \$ 149,225                        | \$ 149,225 |  |       |  |
| 4  | Construction | -  | -                  | -                    | -           | 500,000     | -           | -            | -           | \$ 500,000               | \$ 500,000                        | \$ 500,000 |  |       |  |
| 5  | Equipment    | -  | -                  | -                    | -           | -           | -           | -            | -           | \$ -                     | \$ -                              | \$ -       |  |       |  |
| 6  | Close-Out    | -  | -                  | -                    | -           | -           | -           | -            | -           | \$ -                     | \$ -                              | \$ -       |  |       |  |
| 7  | Other        | -  | -                  | -                    | -           | 35,000      | -           | -            | -           | \$ 35,000                | \$ 35,000                         | \$ 35,000  |  |       |  |
|  |              | -  | -                  | -                    | -           | -           | -           | -            | -           | \$ -                     | \$ -                              | \$ -       |  |       |  |
|  |              | -  | -                  | -                    | -           | -           | -           | -            | -           | \$ -                     | \$ -                              | \$ -       |  |       |  |
|  |              | -  | -                  | -                    | -           | -           | -           | -            | -           | \$ -                     | \$ -                              | \$ -       |  |       |  |
|  |              | -  | -                  | -                    | -           | -           | -           | -            | -           | \$ -                     | \$ -                              | \$ -       |  |       |  |
| <b>Other Sub-Total:</b>  |              | -  | -                  | -                    | -           | 35,000      | -           | -            | -           | \$ 35,000                | \$ 35,000                         | \$ 35,000  |  |       |  |
| <b>Total Allocations</b>   |              | \$ 49,225  | \$ 100,000         | \$ -                 | \$ 100,000  | \$ 535,000  | \$ -        | \$ -         | \$ -        | \$ 635,000               | \$ 684,225                        | \$ 684,225 |  |       |  |
| <b>Source of Funds</b>   |              |  |                    |                      |             |             |             |              |             |                          |                                   |            |  |       |  |
| TIRZ Funds   |              | 49,225   | 100,000            | -                    | 100,000     | 535,000     | -           | -            | -           | \$ 635,000               | \$ 684,225                        | \$ 684,225 |  |       |  |
| City of Houston  |              | -  | -                  | -                    | -           | -           | -           | -            | -           | \$ -                     | \$ -                              | \$ -       |  |       |  |
| Grants   |              | -  | -                  | -                    | -           | -           | -           | -            | -           | \$ -                     | \$ -                              | \$ -       |  |       |  |
| Other  |              | -  | -                  | -                    | -           | -           | -           | -            | -           | \$ -                     | \$ -                              | \$ -       |  |       |  |
| <b>Total Funds</b>   |              | \$ 49,225  | \$ 100,000         | \$ -                 | \$ 100,000  | \$ 535,000  | \$ -        | \$ -         | \$ -        | \$ 635,000               | \$ 684,225                        | \$ 684,225 |  |       |  |

|  |              |  |                    |                      |             |             |             |              |             |                          |                                   |      |  |       |  |
|--|--------------|--|--------------------|----------------------|-------------|-------------|-------------|--------------|-------------|--------------------------|-----------------------------------|------|--|-------|--|
| <b>Project:</b> Parks and Greenspace Improvements  |              | <b>City Council District</b>                           |                    | <b>Key Map:</b>      |             |             |             | <b>WBS.:</b> |             | <b>T-2511</b>            |                                   |      |  |       |  |
|  |              | <b>Location:</b> K                                     |                    | <b>Geo. Ref.:</b>    |             |             |             |              |             |                          |                                   |      |  |       |  |
|  |              | <b>Served:</b> K                                       |                    | <b>Neighborhood:</b> |             |             |             |              |             |                          |                                   |      |  |       |  |
| <b>Description:</b> Improvements to existing public greenspaces, landscaping, and amenities. |              | <b>Operating and Maintenance Costs: (\$ Thousands)</b> |                    |                      |             |             |             |              |             |                          |                                   |      |  |       |  |
|  |              |  |                    | 2025                 |             | 2026        |             | 2027         |             | 2028                     |                                   | 2029 |  | Total |  |
|  |              | Personnel  |                    | -                    |             | -           |             | -            |             | -                        |                                   | -    |  | \$ -  |  |
|  |              | Supplies   |                    | -                    |             | -           |             | -            |             | -                        |                                   | -    |  | \$ -  |  |
| <b>Justification:</b> Enhance community quality of life and promote economic development.    |              | Svcs. & Chgs.  |                    | -                    |             | -           |             | -            |             | -                        |                                   | -    |  | \$ -  |  |
|  |              | Capital Outlay   |                    | -                    |             | -           |             | -            |             | -                        |                                   | -    |  | \$ -  |  |
|  |              | <b>Total</b>   |                    | \$ -                 |             | \$ -        |             | \$ -         |             | \$ -                     |                                   | \$ - |  | \$ -  |  |
|  |              | FTEs   |                    |                      |             |             |             |              |             |                          |                                   |      |  | -     |  |
| <b>Fiscal Year Planned Expenses</b>  |              |  |                    |                      |             |             |             |              |             |                          |                                   |      |  |       |  |
| <b>Project Allocation</b>  |              | <b>Projected Expenses thru 6/30/23</b>                 | <b>2024 Budget</b> | <b>2024 Estimate</b> | <b>2025</b> | <b>2026</b> | <b>2027</b> | <b>2028</b>  | <b>2029</b> | <b>FY25 - FY29 Total</b> | <b>Cumulative Total (To Date)</b> |      |  |       |  |
| <b>Phase</b>   |              |  |                    |                      |             |             |             |              |             |                          |                                   |      |  |       |  |
| 1  | Planning     | -  | -                  | -                    | 100,000     | -           | -           | -            | -           | \$ 100,000               | \$ 100,000                        |      |  |       |  |
| 2  | Acquisition  | -  | -                  | -                    | -           | -           | -           | -            | -           | \$ -                     | \$ -                              |      |  |       |  |
| 3  | Design       | -  | 50,000             | -                    | -           | -           | -           | -            | -           | \$ -                     | \$ -                              |      |  |       |  |
| 4  | Construction | -  | 200,000            | -                    | 100,000     | 100,000     | -           | -            | -           | \$ 200,000               | \$ 200,000                        |      |  |       |  |
| 5  | Equipment    | -  | -                  | -                    | -           | -           | -           | -            | -           | \$ -                     | \$ -                              |      |  |       |  |
| 6  | Close-Out    | -  | -                  | -                    | -           | -           | -           | -            | -           | \$ -                     | \$ -                              |      |  |       |  |
| 7  | Other        | -  | 14,000             | -                    | -           | 7,000       | -           | -            | -           | \$ 7,000                 | \$ 7,000                          |      |  |       |  |
|  |              | -  | -                  | -                    | -           | -           | -           | -            | -           | \$ -                     | \$ -                              |      |  |       |  |
|  |              | -  | -                  | -                    | -           | -           | -           | -            | -           | \$ -                     | \$ -                              |      |  |       |  |
|  |              | -  | -                  | -                    | -           | -           | -           | -            | -           | \$ -                     | \$ -                              |      |  |       |  |
|  |              | -  | -                  | -                    | -           | -           | -           | -            | -           | \$ -                     | \$ -                              |      |  |       |  |
| <b>Other Sub-Total:</b>  |              | -  | 14,000             | -                    | -           | 7,000       | -           | -            | -           | \$ 7,000                 | \$ 7,000                          |      |  |       |  |
| <b>Total Allocations</b>   |              | \$ -   | \$ 264,000         | \$ -                 | \$ 200,000  | \$ 107,000  | \$ -        | \$ -         | \$ -        | \$ 307,000               | \$ 307,000                        |      |  |       |  |
| <b>Source of Funds</b>   |              |  |                    |                      |             |             |             |              |             |                          |                                   |      |  |       |  |
| TIRZ Funds   |              | -  | 264,000            | -                    | 200,000     | 107,000     | -           | -            | -           | \$ 307,000               | \$ 307,000                        |      |  |       |  |
| City of Houston  |              | -  | -                  | -                    | -           | -           | -           | -            | -           | \$ -                     | \$ -                              |      |  |       |  |
| Grants   |              | -  | -                  | -                    | -           | -           | -           | -            | -           | \$ -                     | \$ -                              |      |  |       |  |
| Other  |              | -  | -                  | -                    | -           | -           | -           | -            | -           | \$ -                     | \$ -                              |      |  |       |  |
| <b>Total Funds</b>   |              | \$ -   | \$ 264,000         | \$ -                 | \$ 200,000  | \$ 107,000  | \$ -        | \$ -         | \$ -        | \$ 307,000               | \$ 307,000                        |      |  |       |  |

|  |              |  |                    |                      |             |              |              |              |              |                          |                                   |      |  |       |  |
|--|--------------|--|--------------------|----------------------|-------------|--------------|--------------|--------------|--------------|--------------------------|-----------------------------------|------|--|-------|--|
| <b>Project:</b> Kirby Drive Extension (Almeda Genoa to BTW 8)  |              | <b>City Council District</b>                           |                    | <b>Key Map:</b>      |             |              |              | <b>WBS.:</b> |              | <b>T-2512</b>            |                                   |      |  |       |  |
|  |              | <b>Location:</b> D                                     |                    | <b>Geo. Ref.:</b>    |             |              |              |              |              |                          |                                   |      |  |       |  |
|  |              | <b>Served:</b> D                                       |                    | <b>Neighborhood:</b> |             |              |              |              |              |                          |                                   |      |  |       |  |
| <b>Description:</b> Plan to extend Kirby Drive between Almeda Genoa to Beltway 8.                                  |              | <b>Operating and Maintenance Costs: (\$ Thousands)</b> |                    |                      |             |              |              |              |              |                          |                                   |      |  |       |  |
|  |              |  |                    | 2025                 |             | 2026         |              | 2027         |              | 2028                     |                                   | 2029 |  | Total |  |
|  |              | Personnel  |                    | -                    |             | -            |              | -            |              | -                        |                                   | -    |  | \$ -  |  |
|  |              | Supplies   |                    | -                    |             | -            |              | -            |              | -                        |                                   | -    |  | \$ -  |  |
| <b>Justification:</b> Improve area mobility and drainage. Provide access and thoroughfare for underdeveloped area. |              | Svcs. & Chgs.  |                    | -                    |             | -            |              | -            |              | -                        |                                   | -    |  | \$ -  |  |
|  |              | Capital Outlay   |                    | -                    |             | -            |              | -            |              | -                        |                                   | -    |  | \$ -  |  |
|  |              | <b>Total</b>   |                    | \$ -                 |             | \$ -         |              | \$ -         |              | \$ -                     |                                   | \$ - |  | \$ -  |  |
|  |              | FTEs   |                    |                      |             |              |              |              |              |                          |                                   |      |  |       |  |
| <b>Fiscal Year Planned Expenses</b>  |              |  |                    |                      |             |              |              |              |              |                          |                                   |      |  |       |  |
| <b>Project Allocation</b>  |              | <b>Projected Expenses thru 6/30/23</b>                 | <b>2024 Budget</b> | <b>2024 Estimate</b> | <b>2025</b> | <b>2026</b>  | <b>2027</b>  | <b>2028</b>  | <b>2029</b>  | <b>FY25 - FY29 Total</b> | <b>Cumulative Total (To Date)</b> |      |  |       |  |
| <b>Phase</b>   |              |  |                    |                      |             |              |              |              |              |                          |                                   |      |  |       |  |
| 1  | Planning     | 93,103   | 41,000             | -                    | -           | -            | -            | -            | -            | \$ -                     | \$ 93,103                         |      |  |       |  |
| 2  | Acquisition  | -  | -                  | -                    | 200,000     | 1,000,000    | -            | -            | -            | \$ 1,200,000             | \$ 1,200,000                      |      |  |       |  |
| 3  | Design       | -  | 300,000            | 60,000               | 500,000     | 1,000,000    | 1,000,000    | -            | -            | \$ 2,500,000             | \$ 2,560,000                      |      |  |       |  |
| 4  | Construction | -  | -                  | -                    | -           | -            | 4,000,000    | 5,000,000    | -            | \$ 9,000,000             | \$ 9,000,000                      |      |  |       |  |
| 5  | Equipment    | -  | -                  | -                    | -           | -            | -            | -            | -            | \$ -                     | \$ -                              |      |  |       |  |
| 6  | Close-Out    | -  | -                  | -                    | -           | -            | -            | -            | -            | \$ -                     | \$ -                              |      |  |       |  |
| 7  | Other        | -  | -                  | -                    | -           | -            | -            | -            | -            | \$ -                     | \$ -                              |      |  |       |  |
|  |              | -  | -                  | -                    | -           | -            | -            | -            | -            | \$ -                     | \$ -                              |      |  |       |  |
|  |              | -  | -                  | -                    | -           | -            | -            | -            | -            | \$ -                     | \$ -                              |      |  |       |  |
|  |              | -  | -                  | -                    | -           | -            | -            | -            | -            | \$ -                     | \$ -                              |      |  |       |  |
|  |              | -  | -                  | -                    | -           | -            | -            | -            | -            | \$ -                     | \$ -                              |      |  |       |  |
|  |              | -  | -                  | -                    | -           | -            | -            | -            | -            | \$ -                     | \$ -                              |      |  |       |  |
| <b>Other Sub-Total:</b>  |              | -  | -                  | -                    | -           | -            | -            | -            | -            | \$ -                     | \$ -                              |      |  |       |  |
| <b>Total Allocations</b>   |              | \$ 93,103  | \$ 341,000         | \$ 60,000            | \$ 700,000  | \$ 2,000,000 | \$ 1,000,000 | \$ 4,000,000 | \$ 5,000,000 | \$ 12,700,000            | \$ 12,853,103                     |      |  |       |  |
| <b>Source of Funds</b>   |              |  |                    |                      |             |              |              |              |              |                          |                                   |      |  |       |  |
| TIRZ Funds   |              | 93,103   | 341,000            | 60,000               | 700,000     | 2,000,000    | 1,000,000    | 4,000,000    | 5,000,000    | \$ 12,700,000            | \$ 12,853,103                     |      |  |       |  |
| City of Houston  |              | -  | -                  | -                    | -           | -            | -            | -            | -            | \$ -                     | \$ -                              |      |  |       |  |
| Grants   |              | -  | -                  | -                    | -           | -            | -            | -            | -            | \$ -                     | \$ -                              |      |  |       |  |
| Other  |              | -  | -                  | -                    | -           | -            | -            | -            | -            | \$ -                     | \$ -                              |      |  |       |  |
| <b>Total Funds</b>   |              | \$ 93,103  | \$ 341,000         | \$ 60,000            | \$ 700,000  | \$ 2,000,000 | \$ 1,000,000 | \$ 4,000,000 | \$ 5,000,000 | \$ 12,700,000            | \$ 12,853,103                     |      |  |       |  |

|  |              |  |                    |                      |              |              |             |              |             |                          |  |                                   |  |       |  |
|--|--------------|--|--------------------|----------------------|--------------|--------------|-------------|--------------|-------------|--------------------------|--|-----------------------------------|--|-------|--|
| <b>Project:</b> 90A Corridors Improvements   |              | <b>City Council District</b>                           |                    | <b>Key Map:</b>      |              |              |             | <b>WBS.:</b> |             | <b>T-2513</b>            |  |                                   |  |       |  |
|  |              | <b>Location:</b> K                                     |                    | <b>Geo. Ref.:</b>    |              |              |             |              |             |                          |  |                                   |  |       |  |
|  |              | <b>Served:</b> K                                       |                    | <b>Neighborhood:</b> |              |              |             |              |             |                          |  |                                   |  |       |  |
| <b>Description:</b> Improvements to major corridor including public greenspaces, landscaping, amenities, destination markers and marquee. Repairs and improvements to existing curbs, sidewalks, and ramps. Includes the painting of curbs and general clean-up. |              | <b>Operating and Maintenance Costs: (\$ Thousands)</b> |                    |                      |              |              |             |              |             |                          |  |                                   |  |       |  |
|  |              |  |                    | 2025                 |              | 2026         |             | 2027         |             | 2028                     |  | 2029                              |  | Total |  |
|  |              | Personnel  |                    | -                    |              | -            |             | -            |             | -                        |  | -                                 |  | \$ -  |  |
|  |              | Supplies   |                    | -                    |              | -            |             | -            |             | -                        |  | -                                 |  | \$ -  |  |
| <b>Justification:</b> Community beautification, enhanced walkability and public safety. Establish community identity and promote Economic Development.   |              | Svcs. & Chgs.  |                    | -                    |              | -            |             | -            |             | -                        |  | -                                 |  | \$ -  |  |
|  |              | Capital Outlay   |                    | -                    |              | -            |             | -            |             | -                        |  | -                                 |  | \$ -  |  |
|  |              | <b>Total</b>   |                    | \$ -                 |              | \$ -         |             | \$ -         |             | \$ -                     |  | \$ -                              |  | \$ -  |  |
|  |              | FTEs   |                    |                      |              |              |             |              |             |                          |  |                                   |  | -     |  |
| <b>Fiscal Year Planned Expenses</b>  |              |  |                    |                      |              |              |             |              |             |                          |  |                                   |  |       |  |
| <b>Project Allocation</b>  |              | <b>Projected Expenses thru 6/30/23</b>                 | <b>2024 Budget</b> | <b>2024 Estimate</b> | <b>2025</b>  | <b>2026</b>  | <b>2027</b> | <b>2028</b>  | <b>2029</b> | <b>FY25 - FY29 Total</b> |  | <b>Cumulative Total (To Date)</b> |  |       |  |
| <b>Phase</b>   |              |  |                    |                      |              |              |             |              |             |                          |  |                                   |  |       |  |
| 1  | Planning     | -  | -                  | 60,000               | 100,000      | -            | -           | -            | -           | \$ 100,000               |  | \$ 160,000                        |  |       |  |
| 2  | Acquisition  | -  | -                  | -                    | -            | -            | -           | -            | -           | \$ -                     |  | \$ -                              |  |       |  |
| 3  | Design       | -  | 300,000            | -                    | 300,000      | -            | -           | -            | -           | \$ 300,000               |  | \$ 300,000                        |  |       |  |
| 4  | Construction | -  | 200,000            | -                    | 700,000      | 1,000,000    | -           | -            | -           | \$ 1,700,000             |  | \$ 1,700,000                      |  |       |  |
| 5  | Equipment    | -  | -                  | -                    | -            | -            | -           | -            | -           | \$ -                     |  | \$ -                              |  |       |  |
| 6  | Close-Out    | -  | -                  | -                    | -            | -            | -           | -            | -           | \$ -                     |  | \$ -                              |  |       |  |
| 7  | Other        | -  | 14,000             | -                    | 49,000       | 70,000       | -           | -            | -           | \$ 119,000               |  | \$ 119,000                        |  |       |  |
|  |              | -  | -                  | -                    | -            | -            | -           | -            | -           | \$ -                     |  | \$ -                              |  |       |  |
|  |              | -  | -                  | -                    | -            | -            | -           | -            | -           | \$ -                     |  | \$ -                              |  |       |  |
|  |              | -  | -                  | -                    | -            | -            | -           | -            | -           | \$ -                     |  | \$ -                              |  |       |  |
|  |              | -  | -                  | -                    | -            | -            | -           | -            | -           | \$ -                     |  | \$ -                              |  |       |  |
| <b>Other Sub-Total:</b>  |              | -  | 14,000             | -                    | 49,000       | 70,000       | -           | -            | -           | \$ 119,000               |  | \$ 119,000                        |  |       |  |
| <b>Total Allocations</b>   |              | \$ -   | \$ 514,000         | \$ 60,000            | \$ 1,149,000 | \$ 1,070,000 | \$ -        | \$ -         | \$ -        | \$ 2,219,000             |  | \$ 2,279,000                      |  |       |  |
| <b>Source of Funds</b>   |              |  |                    |                      |              |              |             |              |             |                          |  |                                   |  |       |  |
| TIRZ Funds   |              | -  | 514,000            | 60,000               | 1,149,000    | 1,070,000    | -           | -            | -           | \$ 2,219,000             |  | \$ 2,279,000                      |  |       |  |
| City of Houston  |              | -  | -                  | -                    | -            | -            | -           | -            | -           | \$ -                     |  | \$ -                              |  |       |  |
| Grants   |              | -  | -                  | -                    | -            | -            | -           | -            | -           | \$ -                     |  | \$ -                              |  |       |  |
| Other  |              | -  | -                  | -                    | -            | -            | -           | -            | -           | \$ -                     |  | \$ -                              |  |       |  |
| <b>Total Funds</b>   |              | \$ -   | \$ 514,000         | \$ 60,000            | \$ 1,149,000 | \$ 1,070,000 | \$ -        | \$ -         | \$ -        | \$ 2,219,000             |  | \$ 2,279,000                      |  |       |  |

\*NOTE:

|   |              |  |                    |                      |             |              |             |              |             |                          |  |                                   |  |       |  |
|---|--------------|--|--------------------|----------------------|-------------|--------------|-------------|--------------|-------------|--------------------------|--|-----------------------------------|--|-------|--|
| <b>Project:</b> Workforce Training Facility Infrastructure  |              | <b>City Council District</b>                           |                    | <b>Key Map:</b>      |             |              |             | <b>WBS.:</b> |             | <b>T-2514</b>            |  |                                   |  |       |  |
|   |              | <b>Location:</b> K                                     |                    | <b>Geo. Ref.:</b>    |             |              |             |              |             |                          |  |                                   |  |       |  |
|   |              | <b>Served:</b> K                                       |                    | <b>Neighborhood:</b> |             |              |             |              |             |                          |  |                                   |  |       |  |
| <b>Description:</b> Property acquisition and infrastructure installation for workforce training facility. |              | <b>Operating and Maintenance Costs: (\$ Thousands)</b> |                    |                      |             |              |             |              |             |                          |  |                                   |  |       |  |
|   |              |  |                    | 2014                 |             | 2015         |             | 2016         |             | 2017                     |  | 2018                              |  | Total |  |
|   |              | Personnel  |                    | -                    |             | -            |             | -            |             | -                        |  | -                                 |  | \$ -  |  |
|   |              | Supplies   |                    | -                    |             | -            |             | -            |             | -                        |  | -                                 |  | \$ -  |  |
| <b>Justification:</b> Enhance quality of life and promote economic development.                           |              | Svcs. & Chgs.  |                    | -                    |             | -            |             | -            |             | -                        |  | -                                 |  | \$ -  |  |
|   |              | Capital Outlay   |                    | -                    |             | -            |             | -            |             | -                        |  | -                                 |  | \$ -  |  |
|   |              | <b>Total</b>   |                    | \$ -                 |             | \$ -         |             | \$ -         |             | \$ -                     |  | \$ -                              |  | \$ -  |  |
|   |              | FTEs   |                    |                      |             |              |             |              |             |                          |  |                                   |  |       |  |
| <b>Fiscal Year Planned Expenses</b>   |              |  |                    |                      |             |              |             |              |             |                          |  |                                   |  |       |  |
| <b>Project Allocation</b>   |              | <b>Projected Expenses thru 6/30/23</b>                 | <b>2024 Budget</b> | <b>2024 Estimate</b> | <b>2025</b> | <b>2026</b>  | <b>2027</b> | <b>2028</b>  | <b>2029</b> | <b>FY25 - FY29 Total</b> |  | <b>Cumulative Total (To Date)</b> |  |       |  |
| <b>Phase</b>  |              |  |                    |                      |             |              |             |              |             |                          |  |                                   |  |       |  |
| 1   | Planning     | -  | -                  | -                    | -           | -            | -           | -            | -           | \$ -                     |  | \$ -                              |  |       |  |
| 2   | Acquisition  | -  | 3,500,000          | -                    | 500,000     | 3,000,000    | -           | -            | -           | \$ 3,500,000             |  | \$ 3,500,000                      |  |       |  |
| 3   | Design       | -  | -                  | -                    | -           | -            | -           | -            | -           | \$ -                     |  | \$ -                              |  |       |  |
| 4   | Construction | -  | -                  | -                    | -           | -            | -           | -            | -           | \$ -                     |  | \$ -                              |  |       |  |
| 5   | Equipment    | -  | -                  | -                    | -           | -            | -           | -            | -           | \$ -                     |  | \$ -                              |  |       |  |
| 6   | Close-Out    | -  | -                  | -                    | -           | -            | -           | -            | -           | \$ -                     |  | \$ -                              |  |       |  |
| 7   | Other        | -  | -                  | -                    | -           | -            | -           | -            | -           | \$ -                     |  | \$ -                              |  |       |  |
|   |              | -  | -                  | -                    | -           | -            | -           | -            | -           | \$ -                     |  | \$ -                              |  |       |  |
|   |              | -  | -                  | -                    | -           | -            | -           | -            | -           | \$ -                     |  | \$ -                              |  |       |  |
|   |              | -  | -                  | -                    | -           | -            | -           | -            | -           | \$ -                     |  | \$ -                              |  |       |  |
|   |              | -  | -                  | -                    | -           | -            | -           | -            | -           | \$ -                     |  | \$ -                              |  |       |  |
|   |              | -  | -                  | -                    | -           | -            | -           | -            | -           | \$ -                     |  | \$ -                              |  |       |  |
| <b>Other Sub-Total:</b>   |              | -  | -                  | -                    | -           | -            | -           | -            | -           | \$ -                     |  | \$ -                              |  |       |  |
| <b>Total Allocations</b>  |              | \$ -   | \$ 3,500,000       | \$ -                 | \$ 500,000  | \$ 3,000,000 | \$ -        | \$ -         | \$ -        | \$ 3,500,000             |  | \$ 3,500,000                      |  |       |  |
| <b>Source of Funds</b>  |              |  |                    |                      |             |              |             |              |             |                          |  |                                   |  |       |  |
| TIRZ Funds  |              | -  | 3,500,000          | -                    | -           | -            | -           | -            | -           | \$ -                     |  | \$ -                              |  |       |  |
| City of Houston   |              | -  | -                  | -                    | -           | -            | -           | -            | -           | \$ -                     |  | \$ -                              |  |       |  |
| Grants  |              | -  | -                  | -                    | 500,000     | 3,000,000    | -           | -            | -           | \$ 3,500,000             |  | \$ 3,500,000                      |  |       |  |
| Other   |              | -  | -                  | -                    | -           | -            | -           | -            | -           | \$ -                     |  | \$ -                              |  |       |  |
| <b>Total Funds</b>  |              | \$ -   | \$ 3,500,000       | \$ -                 | \$ 500,000  | \$ 3,000,000 | \$ -        | \$ -         | \$ -        | \$ 3,500,000             |  | \$ 3,500,000                      |  |       |  |



|   |              |  |                    |                      |             |             |             |              |             |                          |  |                                   |  |       |  |
|---|--------------|--|--------------------|----------------------|-------------|-------------|-------------|--------------|-------------|--------------------------|--|-----------------------------------|--|-------|--|
| <b>Project:</b> Street Signage and Wayfinding Graphics  |              | <b>City Council District</b>                           |                    | <b>Key Map:</b>      |             |             |             | <b>WBS.:</b> |             | <b>T-2515</b>            |  |                                   |  |       |  |
|   |              | <b>Location:</b> K                                     |                    | <b>Geo. Ref.:</b>    |             |             |             |              |             |                          |  |                                   |  |       |  |
|   |              | <b>Served:</b> K                                       |                    | <b>Neighborhood:</b> |             |             |             |              |             |                          |  |                                   |  |       |  |
| <b>Description:</b> Upgrades, improvements and repairs to street signs. Provide wayfinding graphics for area attractions and amenities. |              | <b>Operating and Maintenance Costs: (\$ Thousands)</b> |                    |                      |             |             |             |              |             |                          |  |                                   |  |       |  |
|   |              |  |                    | 2014                 |             | 2015        |             | 2016         |             | 2017                     |  | 2018                              |  | Total |  |
|   |              | Personnel  |                    | -                    |             | -           |             | -            |             | -                        |  | -                                 |  | \$ -  |  |
|   |              | Supplies   |                    | -                    |             | -           |             | -            |             | -                        |  | -                                 |  | \$ -  |  |
| <b>Justification:</b> Establish community identity. Promote economic development.   |              | Svcs. & Chgs.  |                    | -                    |             | -           |             | -            |             | -                        |  | -                                 |  | \$ -  |  |
|   |              | Capital Outlay   |                    | -                    |             | -           |             | -            |             | -                        |  | -                                 |  | \$ -  |  |
|   |              | <b>Total</b>   |                    | \$ -                 |             | \$ -        |             | \$ -         |             | \$ -                     |  | \$ -                              |  | \$ -  |  |
|   |              | FTEs   |                    |                      |             |             |             |              |             |                          |  |                                   |  | -     |  |
| <b>Fiscal Year Planned Expenses</b>   |              |  |                    |                      |             |             |             |              |             |                          |  |                                   |  |       |  |
| <b>Project Allocation</b>   |              | <b>Projected Expenses thru 6/30/23</b>                 | <b>2024 Budget</b> | <b>2024 Estimate</b> | <b>2025</b> | <b>2026</b> | <b>2027</b> | <b>2028</b>  | <b>2029</b> | <b>FY25 - FY29 Total</b> |  | <b>Cumulative Total (To Date)</b> |  |       |  |
| <b>Phase</b>  |              |  |                    |                      |             |             |             |              |             |                          |  |                                   |  |       |  |
| 1   | Planning     | -  | -                  | -                    | -           | -           | -           | -            | -           | \$ -                     |  | \$ -                              |  |       |  |
| 2   | Acquisition  | -  | -                  | -                    | -           | -           | -           | -            | -           | \$ -                     |  | \$ -                              |  |       |  |
| 3   | Design       | -  | 75,000             | -                    | 75,000      | -           | -           | -            | -           | \$ 75,000                |  | \$ 75,000                         |  |       |  |
| 4   | Construction | -  | 400,000            | -                    | 200,000     | -           | -           | -            | -           | \$ 200,000               |  | \$ 200,000                        |  |       |  |
| 5   | Equipment    | -  | -                  | -                    | -           | -           | -           | -            | -           | \$ -                     |  | \$ -                              |  |       |  |
| 6   | Close-Out    | -  | -                  | -                    | -           | -           | -           | -            | -           | \$ -                     |  | \$ -                              |  |       |  |
| 7   | Other        | -  | 28,000             | -                    | 14,000      | -           | -           | -            | -           | \$ 14,000                |  | \$ 14,000                         |  |       |  |
|   |              | -  | -                  | -                    | -           | -           | -           | -            | -           | \$ -                     |  | \$ -                              |  |       |  |
|   |              | -  | -                  | -                    | -           | -           | -           | -            | -           | \$ -                     |  | \$ -                              |  |       |  |
|   |              | -  | -                  | -                    | -           | -           | -           | -            | -           | \$ -                     |  | \$ -                              |  |       |  |
|   |              | -  | -                  | -                    | -           | -           | -           | -            | -           | \$ -                     |  | \$ -                              |  |       |  |
| <b>Other Sub-Total:</b>   |              | -  | 28,000             | -                    | 14,000      | -           | -           | -            | -           | \$ 14,000                |  | \$ 14,000                         |  |       |  |
| <b>Total Allocations</b>  |              | \$ -   | \$ 503,000         | \$ -                 | \$ 289,000  | \$ -        | \$ -        | \$ -         | \$ -        | \$ 289,000               |  | \$ 289,000                        |  |       |  |
| <b>Source of Funds</b>  |              |  |                    |                      |             |             |             |              |             |                          |  |                                   |  |       |  |
| TIRZ Funds  |              | -  | 503,000            | -                    | 289,000     | -           | -           | -            | -           | \$ 289,000               |  | \$ 289,000                        |  |       |  |
| City of Houston   |              | -  | -                  | -                    | -           | -           | -           | -            | -           | \$ -                     |  | \$ -                              |  |       |  |
| Grants  |              | -  | -                  | -                    | -           | -           | -           | -            | -           | \$ -                     |  | \$ -                              |  |       |  |
| Other   |              | -  | -                  | -                    | -           | -           | -           | -            | -           | \$ -                     |  | \$ -                              |  |       |  |
| <b>Total Funds</b>  |              | \$ -   | \$ 503,000         | \$ -                 | \$ 289,000  | \$ -        | \$ -        | \$ -         | \$ -        | \$ 289,000               |  | \$ 289,000                        |  |       |  |

|   |   |  |                    |                      |             |              |              |              |               |                          |                                   |
|---|---|--|--------------------|----------------------|-------------|--------------|--------------|--------------|---------------|--------------------------|-----------------------------------|
| <b>Project:</b> Pedestrian Bridge Over 90-A |   | <b>City Council District</b>                           |                    | <b>Key Map:</b>      |             |              |              | <b>WBS.:</b> | <b>T-2516</b> |                          |                                   |
|   |   | <b>Location:</b>                                       | K                  | <b>Geo. Ref.:</b>    |             |              |              |              |               |                          |                                   |
|   |   | <b>Served:</b>   | K                  | <b>Neighborhood:</b> |             |              |              |              |               |                          |                                   |
| <b>Description:</b>                         | Plan, design and construction of a pedestrian bridge across Highway 90-A directly into the Brays Oaks District from 5 Corners District into the Willow Waterhole. | <b>Operating and Maintenance Costs: (\$ Thousands)</b> |                    |                      |             |              |              |              |               |                          |                                   |
|   |   |  | 2014               | 2015                 | 2016        | 2017         | 2018         |              | Total         |                          |                                   |
|   |   | Personnel  | -                  | -                    | -           | -            | -            | -            | \$ -          |                          |                                   |
|   |   | Supplies   | -                  | -                    | -           | -            | -            | -            | \$ -          |                          |                                   |
| <b>Justification:</b>                       | Enhance public safety and increase area mobility. Promote economic development and quality of life in the community.  | Svcs. & Chgs.  | -                  | -                    | -           | -            | -            | -            | \$ -          |                          |                                   |
|   |   | Capital Outlay   | -                  | -                    | -           | -            | -            | -            | \$ -          |                          |                                   |
|   |   | <b>Total</b>   | \$ -               | \$ -                 | \$ -        | \$ -         | \$ -         | \$ -         | \$ -          |                          |                                   |
|   |   | FTEs   |                    |                      |             |              |              |              | -             |                          |                                   |
| <b>Fiscal Year Planned Expenses</b>         |   |  |                    |                      |             |              |              |              |               |                          |                                   |
| <b>Project Allocation</b>                   |   | <b>Projected Expenses thru 6/30/23</b>                 | <b>2024 Budget</b> | <b>2024 Estimate</b> | <b>2025</b> | <b>2026</b>  | <b>2027</b>  | <b>2028</b>  | <b>2029</b>   | <b>FY25 - FY29 Total</b> | <b>Cumulative Total (To Date)</b> |
| <b>Phase</b>                                |   |  |                    |                      |             |              |              |              |               |                          |                                   |
| 1   | Planning  | -  | 50,000             | -                    | 50,000      | -            | -            | -            | -             | \$ 50,000                | \$ 50,000                         |
| 2   | Acquisition   | -  | -                  | -                    | -           | 100,000      | -            | -            | -             | \$ 100,000               | \$ 100,000                        |
| 3   | Design  | -  | 300,000            | -                    | 300,000     | -            | -            | -            | -             | \$ 300,000               | \$ 300,000                        |
| 4   | Construction  | -  | -                  | -                    | -           | 3,000,000    | 2,000,000    | -            | -             | \$ 5,000,000             | \$ 5,000,000                      |
| 5   | Equipment   | -  | -                  | -                    | -           | -            | -            | -            | -             | \$ -                     | \$ -                              |
| 6   | Close-Out   | -  | -                  | -                    | -           | -            | -            | -            | -             | \$ -                     | \$ -                              |
| 7   | Other   | -  | -                  | -                    | -           | 210,000      | 140,000      | -            | -             | \$ 350,000               | \$ 350,000                        |
|   |   | -  | -                  | -                    | -           | -            | -            | -            | -             | \$ -                     | \$ -                              |
|   |   | -  | -                  | -                    | -           | -            | -            | -            | -             | \$ -                     | \$ -                              |
|   |   | -  | -                  | -                    | -           | -            | -            | -            | -             | \$ -                     | \$ -                              |
|   |   | -  | -                  | -                    | -           | -            | -            | -            | -             | \$ -                     | \$ -                              |
|   |   | -  | -                  | -                    | -           | -            | -            | -            | -             | \$ -                     | \$ -                              |
| <b>Other Sub-Total:</b>                     |   | -  | -                  | -                    | -           | 210,000      | 140,000      | -            | -             | \$ 350,000               | \$ 350,000                        |
| <b>Total Allocations</b>                    |   | \$ -   | \$ 350,000         | \$ -                 | \$ 350,000  | \$ 3,310,000 | \$ 2,140,000 | \$ -         | \$ -          | \$ 5,800,000             | \$ 5,800,000                      |
| <b>Source of Funds</b>                      |   |  |                    |                      |             |              |              |              |               |                          |                                   |
| TIRZ Funds                                  |   | -  | 350,000            | -                    | 350,000     | 3,310,000    | 2,140,000    | -            | -             | \$ 5,800,000             | \$ 5,800,000                      |
| City of Houston                             |   | -  | -                  | -                    | -           | -            | -            | -            | -             | \$ -                     | \$ -                              |
| Grants                                      |   | -  | -                  | -                    | -           | -            | -            | -            | -             | \$ -                     | \$ -                              |
| Other                                       |   | -  | -                  | -                    | -           | -            | -            | -            | -             | \$ -                     | \$ -                              |
| <b>Total Funds</b>                          |   | \$ -   | \$ 350,000         | \$ -                 | \$ 350,000  | \$ 3,310,000 | \$ 2,140,000 | \$ -         | \$ -          | \$ 5,800,000             | \$ 5,800,000                      |

|   |              |  |                    |                      |             |              |             |              |             |                          |                                   |              |  |       |  |
|---|--------------|--|--------------------|----------------------|-------------|--------------|-------------|--------------|-------------|--------------------------|-----------------------------------|--------------|--|-------|--|
| <b>Project:</b> Carved Rock Roadway Extension Improvements  |              | <b>City Council District</b>                           |                    | <b>Key Map:</b>      |             |              |             | <b>WBS.:</b> |             | <b>T-2517</b>            |                                   |              |  |       |  |
|   |              | <b>Location:</b> K                                     |                    | <b>Geo. Ref.:</b>    |             |              |             |              |             |                          |                                   |              |  |       |  |
|   |              | <b>Served:</b> K                                       |                    | <b>Neighborhood:</b> |             |              |             |              |             |                          |                                   |              |  |       |  |
| <b>Description:</b> New Roadway Carved Rock Road To Hillcroft. Road Diet with curbs bulb-outs on Dunlap Dr. to promote walkability and enhance safety. Intersection improvements (raised crosswalks, crosswalk tripping, ADA Ramps) |              | <b>Operating and Maintenance Costs: (\$ Thousands)</b> |                    |                      |             |              |             |              |             |                          |                                   |              |  |       |  |
|   |              |  |                    | 2014                 |             | 2015         |             | 2016         |             | 2017                     |                                   | 2018         |  | Total |  |
|   |              | Personnel  |                    | -                    |             | -            |             | -            |             | -                        |                                   | -            |  | \$ -  |  |
|   |              | Supplies   |                    | -                    |             | -            |             | -            |             | -                        |                                   | -            |  | \$ -  |  |
| <b>Justification:</b> Referenced by the Southwest Livable Centers study to encourage appropriate development that provides safe and interactive community gathering spaces.   |              | Svcs. & Chgs.  |                    | -                    |             | -            |             | -            |             | -                        |                                   | -            |  | \$ -  |  |
|   |              | Capital Outlay   |                    | -                    |             | -            |             | -            |             | -                        |                                   | -            |  | \$ -  |  |
|   |              | <b>Total</b>   |                    | \$ -                 |             | \$ -         |             | \$ -         |             | \$ -                     |                                   | \$ -         |  | \$ -  |  |
|   |              | FTEs   |                    |                      |             |              |             |              |             |                          |                                   |              |  | -     |  |
| <b>Fiscal Year Planned Expenses</b>   |              |  |                    |                      |             |              |             |              |             |                          |                                   |              |  |       |  |
| <b>Project Allocation</b>   |              | <b>Projected Expenses thru 6/30/23</b>                 | <b>2024 Budget</b> | <b>2024 Estimate</b> | <b>2025</b> | <b>2026</b>  | <b>2027</b> | <b>2028</b>  | <b>2029</b> | <b>FY25 - FY29 Total</b> | <b>Cumulative Total (To Date)</b> |              |  |       |  |
| <b>Phase</b>  |              |  |                    |                      |             |              |             |              |             |                          |                                   |              |  |       |  |
| 1   | Planning     | -  | -                  | -                    | -           | -            | -           | -            | -           | \$ -                     | \$ -                              | \$ -         |  |       |  |
| 2   | Acquisition  | -  | -                  | -                    | -           | -            | -           | -            | -           | \$ -                     | \$ -                              | \$ -         |  |       |  |
| 3   | Design       | -  | 250,000            | 50,000               | 250,000     | -            | -           | -            | -           | \$ 250,000               | \$ 300,000                        | \$ 300,000   |  |       |  |
| 4   | Construction | -  | 500,000            | -                    | 500,000     | 2,000,000    | -           | -            | -           | \$ 2,500,000             | \$ 2,500,000                      | \$ 2,500,000 |  |       |  |
| 5   | Equipment    | -  | -                  | -                    | -           | -            | -           | -            | -           | \$ -                     | \$ -                              | \$ -         |  |       |  |
| 6   | Close-Out    | -  | -                  | -                    | -           | -            | -           | -            | -           | \$ -                     | \$ -                              | \$ -         |  |       |  |
| 7   | Other        | -  | 35,000             | -                    | 35,000      | 140,000      | -           | -            | -           | \$ 175,000               | \$ 175,000                        | \$ 175,000   |  |       |  |
| <b>Other Sub-Total:</b>   |              | -  | 35,000             | -                    | 35,000      | 140,000      | -           | -            | -           | \$ 175,000               | \$ 175,000                        | \$ 175,000   |  |       |  |
| <b>Total Allocations</b>  |              | \$ -   | \$ 785,000         | \$ 50,000            | \$ 785,000  | \$ 2,140,000 | \$ -        | \$ -         | \$ -        | \$ 2,925,000             | \$ 2,975,000                      | \$ 2,975,000 |  |       |  |
| <b>Source of Funds</b>  |              |  |                    |                      |             |              |             |              |             |                          |                                   |              |  |       |  |
| TIRZ Funds  |              | -  | 785,000            | 50,000               | 785,000     | 2,140,000    | -           | -            | -           | \$ 2,925,000             | \$ 2,975,000                      | \$ 2,975,000 |  |       |  |
| City of Houston   |              | -  | -                  | -                    | -           | -            | -           | -            | -           | \$ -                     | \$ -                              | \$ -         |  |       |  |
| Grants  |              | -  | -                  | -                    | -           | -            | -           | -            | -           | \$ -                     | \$ -                              | \$ -         |  |       |  |
| Other   |              | -  | -                  | -                    | -           | -            | -           | -            | -           | \$ -                     | \$ -                              | \$ -         |  |       |  |
| <b>Total Funds</b>  |              | \$ -   | \$ 785,000         | \$ 50,000            | \$ 785,000  | \$ 2,140,000 | \$ -        | \$ -         | \$ -        | \$ 2,925,000             | \$ 2,975,000                      | \$ 2,975,000 |  |       |  |

\*NOTE:

|  |              |  |                    |                      |             |              |             |              |             |                          |                                   |              |  |       |  |
|--|--------------|--|--------------------|----------------------|-------------|--------------|-------------|--------------|-------------|--------------------------|-----------------------------------|--------------|--|-------|--|
| <b>Project:</b> Hike & Bike Trail Network Extension  |              | <b>City Council District</b>                           |                    | <b>Key Map:</b>      |             |              |             | <b>WBS.:</b> |             | <b>T-2518</b>            |                                   |              |  |       |  |
|  |              | <b>Location:</b> K                                     |                    | <b>Geo. Ref.:</b>    |             |              |             |              |             |                          |                                   |              |  |       |  |
|  |              | <b>Served:</b> K                                       |                    | <b>Neighborhood:</b> |             |              |             |              |             |                          |                                   |              |  |       |  |
| <b>Description:</b> Create an integrated and continuous system of trails and urban greenways that enhance cycling and pedestrian use and builds off of the Sims Bayou Greenway Trail system. Enhance potential biking network. |              | <b>Operating and Maintenance Costs: (\$ Thousands)</b> |                    |                      |             |              |             |              |             |                          |                                   |              |  |       |  |
|  |              |  |                    | 2014                 |             | 2015         |             | 2016         |             | 2017                     |                                   | 2018         |  | Total |  |
|  |              | Personnel  |                    | -                    |             | -            |             | -            |             | -                        |                                   | -            |  | \$ -  |  |
|  |              | Supplies   |                    | -                    |             | -            |             | -            |             | -                        |                                   | -            |  | \$ -  |  |
| <b>Justification:</b> Referenced in the Southwest Livable Centers Study, improve quality of life multi model mobility and encouraging healthy lifestyles.  |              | Svcs. & Chgs.  |                    | -                    |             | -            |             | -            |             | -                        |                                   | -            |  | \$ -  |  |
|  |              | Capital Outlay   |                    | -                    |             | -            |             | -            |             | -                        |                                   | -            |  | \$ -  |  |
|  |              | <b>Total</b>   |                    | \$ -                 |             | \$ -         |             | \$ -         |             | \$ -                     |                                   | \$ -         |  | \$ -  |  |
|  |              | FTEs   |                    |                      |             |              |             |              |             |                          |                                   |              |  | -     |  |
| <b>Fiscal Year Planned Expenses</b>  |              |  |                    |                      |             |              |             |              |             |                          |                                   |              |  |       |  |
| <b>Project Allocation</b>  |              | <b>Projected Expenses thru 6/30/23</b>                 | <b>2024 Budget</b> | <b>2024 Estimate</b> | <b>2025</b> | <b>2026</b>  | <b>2027</b> | <b>2028</b>  | <b>2029</b> | <b>FY25 - FY29 Total</b> | <b>Cumulative Total (To Date)</b> |              |  |       |  |
| <b>Phase</b>   |              |  |                    |                      |             |              |             |              |             |                          |                                   |              |  |       |  |
| 1  | Planning     | -  | -                  | -                    | -           | -            | -           | -            | -           | \$ -                     | \$ -                              | \$ -         |  |       |  |
| 2  | Acquisition  | -  | -                  | -                    | -           | -            | -           | -            | -           | \$ -                     | \$ -                              | \$ -         |  |       |  |
| 3  | Design       | -  | 150,000            | -                    | 150,000     | -            | -           | -            | -           | \$ 150,000               | \$ 150,000                        | \$ 150,000   |  |       |  |
| 4  | Construction | -  | 500,000            | -                    | 500,000     | 1,000,000    | -           | -            | -           | \$ 1,500,000             | \$ 1,500,000                      | \$ 1,500,000 |  |       |  |
| 5  | Equipment    | -  | 12,000             | -                    | 12,000      | -            | -           | -            | -           | \$ 12,000                | \$ 12,000                         | \$ 12,000    |  |       |  |
| 6  | Close-Out    | -  | -                  | -                    | -           | -            | -           | -            | -           | \$ -                     | \$ -                              | \$ -         |  |       |  |
| 7  | Other        | -  | 35,000             | -                    | 35,000      | 70,000       | -           | -            | -           | \$ 105,000               | \$ 105,000                        | \$ 105,000   |  |       |  |
|  |              | -  | -                  | -                    | -           | -            | -           | -            | -           | \$ -                     | \$ -                              | \$ -         |  |       |  |
|  |              | -  | -                  | -                    | -           | -            | -           | -            | -           | \$ -                     | \$ -                              | \$ -         |  |       |  |
|  |              | -  | -                  | -                    | -           | -            | -           | -            | -           | \$ -                     | \$ -                              | \$ -         |  |       |  |
|  |              | -  | -                  | -                    | -           | -            | -           | -            | -           | \$ -                     | \$ -                              | \$ -         |  |       |  |
| <b>Other Sub-Total:</b>  |              | -  | 35,000             | -                    | 35,000      | 70,000       | -           | -            | -           | \$ 105,000               | \$ 105,000                        | \$ 105,000   |  |       |  |
| <b>Total Allocations</b>   |              | \$ -   | \$ 697,000         | \$ -                 | \$ 697,000  | \$ 1,070,000 | \$ -        | \$ -         | \$ -        | \$ 1,767,000             | \$ 1,767,000                      | \$ 1,767,000 |  |       |  |
| <b>Source of Funds</b>   |              |  |                    |                      |             |              |             |              |             |                          |                                   |              |  |       |  |
| TIRZ Funds   |              | -  | 685,000            | -                    | 685,000     | 1,070,000    | -           | -            | -           | \$ 1,755,000             | \$ 1,755,000                      | \$ 1,755,000 |  |       |  |
| City of Houston  |              | -  | -                  | -                    | -           | -            | -           | -            | -           | \$ -                     | \$ -                              | \$ -         |  |       |  |
| Grants   |              | -  | 12,000             | -                    | 12,000      | -            | -           | -            | -           | \$ 12,000                | \$ 12,000                         | \$ 12,000    |  |       |  |
| Other  |              | -  | -                  | -                    | -           | -            | -           | -            | -           | \$ -                     | \$ -                              | \$ -         |  |       |  |
| <b>Total Funds</b>   |              | \$ -   | \$ 697,000         | \$ -                 | \$ 697,000  | \$ 1,070,000 | \$ -        | \$ -         | \$ -        | \$ 1,767,000             | \$ 1,767,000                      | \$ 1,767,000 |  |       |  |

|  |              |  |                    |                      |             |             |             |              |             |                          |  |                                   |  |       |  |
|--|--------------|--|--------------------|----------------------|-------------|-------------|-------------|--------------|-------------|--------------------------|--|-----------------------------------|--|-------|--|
| <b>Project:</b> Simon Minchen Park Extension   |              | <b>City Council District</b>                           |                    | <b>Key Map:</b>      |             |             |             | <b>WBS.:</b> |             | <b>T-2519</b>            |  |                                   |  |       |  |
|  |              | <b>Location:</b> K                                     |                    | <b>Geo. Ref.:</b>    |             |             |             |              |             |                          |  |                                   |  |       |  |
|  |              | <b>Served:</b> K                                       |                    | <b>Neighborhood:</b> |             |             |             |              |             |                          |  |                                   |  |       |  |
| <b>Description:</b> Reconfigure existing street and large median to align with Simon Minchen Park. Includes additional parking and landscape improvements.   |              | <b>Operating and Maintenance Costs: (\$ Thousands)</b> |                    |                      |             |             |             |              |             |                          |  |                                   |  |       |  |
|  |              |  |                    | 2014                 |             | 2015        |             | 2016         |             | 2017                     |  | 2018                              |  | Total |  |
|  |              | Personnel  |                    | -                    |             | -           |             | -            |             | -                        |  | -                                 |  | \$ -  |  |
|  |              | Supplies   |                    | -                    |             | -           |             | -            |             | -                        |  | -                                 |  | \$ -  |  |
| <b>Justification:</b> Existing street configuration is dangerous for cars turning in and out of Simon Minchen Park. The large existing median is currently underutilized space that would be better served part of Simon Minchen Park. |              | Svcs. & Chgs.  |                    | -                    |             | -           |             | -            |             | -                        |  | -                                 |  | \$ -  |  |
|  |              | Capital Outlay   |                    | -                    |             | -           |             | -            |             | -                        |  | -                                 |  | \$ -  |  |
|  |              | <b>Total</b>   |                    | \$ -                 |             | \$ -        |             | \$ -         |             | \$ -                     |  | \$ -                              |  | \$ -  |  |
|  |              | FTEs   |                    |                      |             |             |             |              |             |                          |  |                                   |  | -     |  |
| <b>Fiscal Year Planned Expenses</b>  |              |  |                    |                      |             |             |             |              |             |                          |  |                                   |  |       |  |
| <b>Project Allocation</b>  |              | <b>Projected Expenses thru 6/30/23</b>                 | <b>2024 Budget</b> | <b>2024 Estimate</b> | <b>2025</b> | <b>2026</b> | <b>2027</b> | <b>2028</b>  | <b>2029</b> | <b>FY25 - FY29 Total</b> |  | <b>Cumulative Total (To Date)</b> |  |       |  |
| <b>Phase</b>   |              |  |                    |                      |             |             |             |              |             |                          |  |                                   |  |       |  |
| 1  | Planning     | -  | -                  | -                    | 100,000     | -           | -           | -            | -           | \$ 100,000               |  | \$ 100,000                        |  |       |  |
| 2  | Acquisition  | -  | -                  | -                    | 100,000     | -           | -           | -            | -           | \$ 100,000               |  | \$ 100,000                        |  |       |  |
| 3  | Design       | -  | -                  | -                    | 100,000     | -           | -           | -            | -           | \$ 100,000               |  | \$ 100,000                        |  |       |  |
| 4  | Construction | -  | -                  | -                    | 500,000     | -           | -           | -            | -           | \$ 500,000               |  | \$ 500,000                        |  |       |  |
| 5  | Equipment    | -  | -                  | -                    | -           | -           | -           | -            | -           | \$ -                     |  | \$ -                              |  |       |  |
| 6  | Close-Out    | -  | -                  | -                    | -           | -           | -           | -            | -           | \$ -                     |  | \$ -                              |  |       |  |
| 7  | Other        | -  | -                  | -                    | -           | -           | -           | -            | -           | \$ -                     |  | \$ -                              |  |       |  |
|  |              | -  | -                  | -                    | -           | -           | -           | -            | -           | \$ -                     |  | \$ -                              |  |       |  |
|  |              | -  | -                  | -                    | -           | -           | -           | -            | -           | \$ -                     |  | \$ -                              |  |       |  |
|  |              | -  | -                  | -                    | -           | -           | -           | -            | -           | \$ -                     |  | \$ -                              |  |       |  |
|  |              | -  | -                  | -                    | -           | -           | -           | -            | -           | \$ -                     |  | \$ -                              |  |       |  |
| <b>Other Sub-Total:</b>  |              | -  | -                  | -                    | -           | -           | -           | -            | -           | \$ -                     |  | \$ -                              |  |       |  |
| <b>Total Allocations</b>   |              | \$ -   | \$ -               | \$ -                 | \$ 800,000  | \$ -        | \$ -        | \$ -         | \$ -        | \$ 800,000               |  | \$ 800,000                        |  |       |  |
| <b>Source of Funds</b>   |              |  |                    |                      |             |             |             |              |             |                          |  |                                   |  |       |  |
| TIRZ Funds   |              | -  | -                  | -                    | 800,000     | -           | -           | -            | -           | \$ 800,000               |  | \$ 800,000                        |  |       |  |
| City of Houston  |              | -  | -                  | -                    | -           | -           | -           | -            | -           | \$ -                     |  | \$ -                              |  |       |  |
| Grants   |              | -  | -                  | -                    | -           | -           | -           | -            | -           | \$ -                     |  | \$ -                              |  |       |  |
| Other  |              | -  | -                  | -                    | -           | -           | -           | -            | -           | \$ -                     |  | \$ -                              |  |       |  |
| <b>Total Funds</b>   |              | \$ -   | \$ -               | \$ -                 | \$ 800,000  | \$ -        | \$ -        | \$ -         | \$ -        | \$ 800,000               |  | \$ 800,000                        |  |       |  |

|  |              |  |                    |                      |              |             |             |              |             |                          |  |                                   |  |       |  |
|--|--------------|--|--------------------|----------------------|--------------|-------------|-------------|--------------|-------------|--------------------------|--|-----------------------------------|--|-------|--|
| <b>Project:</b> Area-Wide Corridor Beautification Improvements   |              | <b>City Council District</b>                           |                    | <b>Key Map:</b>      |              |             |             | <b>WBS.:</b> |             | <b>T-2520</b>            |  |                                   |  |       |  |
|  |              | <b>Location:</b> K                                     |                    | <b>Geo. Ref.:</b>    |              |             |             |              |             |                          |  |                                   |  |       |  |
|  |              | <b>Served:</b> K                                       |                    | <b>Neighborhood:</b> |              |             |             |              |             |                          |  |                                   |  |       |  |
| <b>Description:</b> Revitalizing major corridors by incorporating lush, native plant life. Softens the urban landscape, creating a more inviting and visually appealing environment to promote community well-being and a sense of calm. |              | <b>Operating and Maintenance Costs: (\$ Thousands)</b> |                    |                      |              |             |             |              |             |                          |  |                                   |  |       |  |
|  |              |  |                    | 2014                 |              | 2015        |             | 2016         |             | 2017                     |  | 2018                              |  | Total |  |
|  |              | Personnel  |                    | -                    |              | -           |             | -            |             | -                        |  | -                                 |  | \$ -  |  |
|  |              | Supplies   |                    | -                    |              | -           |             | -            |             | -                        |  | -                                 |  | \$ -  |  |
| <b>Justification:</b> Community beautification, enhanced community identity and promote Economic Development.  |              | Svcs. & Chgs.  |                    | -                    |              | -           |             | -            |             | -                        |  | -                                 |  | \$ -  |  |
|  |              | Capital Outlay   |                    | -                    |              | -           |             | -            |             | -                        |  | -                                 |  | \$ -  |  |
|  |              | <b>Total</b>   |                    | \$ -                 |              | \$ -        |             | \$ -         |             | \$ -                     |  | \$ -                              |  | \$ -  |  |
|  |              | FTEs   |                    |                      |              |             |             |              |             |                          |  |                                   |  | -     |  |
| <b>Fiscal Year Planned Expenses</b>  |              |  |                    |                      |              |             |             |              |             |                          |  |                                   |  |       |  |
| <b>Project Allocation</b>  |              | <b>Projected Expenses thru 6/30/23</b>                 | <b>2024 Budget</b> | <b>2024 Estimate</b> | <b>2025</b>  | <b>2026</b> | <b>2027</b> | <b>2028</b>  | <b>2029</b> | <b>FY25 - FY29 Total</b> |  | <b>Cumulative Total (To Date)</b> |  |       |  |
| <b>Phase</b>   |              |  |                    |                      |              |             |             |              |             |                          |  |                                   |  |       |  |
| 1  | Planning     | -  | -                  | -                    | 100,000      | -           | -           | -            | -           | \$ 100,000               |  | \$ 100,000                        |  |       |  |
| 2  | Acquisition  | -  | -                  | -                    | -            | -           | -           | -            | -           | \$ -                     |  | \$ -                              |  |       |  |
| 3  | Design       | -  | -                  | -                    | 200,000      | -           | -           | -            | -           | \$ 200,000               |  | \$ 200,000                        |  |       |  |
| 4  | Construction | -  | -                  | -                    | 1,000,000    | -           | -           | -            | -           | \$ 1,000,000             |  | \$ 1,000,000                      |  |       |  |
| 5  | Equipment    | -  | -                  | -                    | -            | -           | -           | -            | -           | \$ -                     |  | \$ -                              |  |       |  |
| 6  | Close-Out    | -  | -                  | -                    | -            | -           | -           | -            | -           | \$ -                     |  | \$ -                              |  |       |  |
| 7  | Other        | -  | -                  | -                    | -            | -           | -           | -            | -           | \$ -                     |  | \$ -                              |  |       |  |
|  |              | -  | -                  | -                    | -            | -           | -           | -            | -           | \$ -                     |  | \$ -                              |  |       |  |
|  |              | -  | -                  | -                    | -            | -           | -           | -            | -           | \$ -                     |  | \$ -                              |  |       |  |
|  |              | -  | -                  | -                    | -            | -           | -           | -            | -           | \$ -                     |  | \$ -                              |  |       |  |
|  |              | -  | -                  | -                    | -            | -           | -           | -            | -           | \$ -                     |  | \$ -                              |  |       |  |
|  |              | -  | -                  | -                    | -            | -           | -           | -            | -           | \$ -                     |  | \$ -                              |  |       |  |
| <b>Other Sub-Total:</b>  |              | -  | -                  | -                    | -            | -           | -           | -            | -           | \$ -                     |  | \$ -                              |  |       |  |
| <b>Total Allocations</b>   |              | \$ -   | \$ -               | \$ -                 | \$ 1,300,000 | \$ -        | \$ -        | \$ -         | \$ -        | \$ 1,300,000             |  | \$ 1,300,000                      |  |       |  |
| <b>Source of Funds</b>   |              |  |                    |                      |              |             |             |              |             |                          |  |                                   |  |       |  |
| TIRZ Funds   |              | -  | -                  | -                    | 1,300,000    | -           | -           | -            | -           | \$ 1,300,000             |  | \$ 1,300,000                      |  |       |  |
| City of Houston  |              | -  | -                  | -                    | -            | -           | -           | -            | -           | \$ -                     |  | \$ -                              |  |       |  |
| Grants   |              | -  | -                  | -                    | -            | -           | -           | -            | -           | \$ -                     |  | \$ -                              |  |       |  |
| Other  |              | -  | -                  | -                    | -            | -           | -           | -            | -           | \$ -                     |  | \$ -                              |  |       |  |
| <b>Total Funds</b>   |              | \$ -   | \$ -               | \$ -                 | \$ 1,300,000 | \$ -        | \$ -        | \$ -         | \$ -        | \$ 1,300,000             |  | \$ 1,300,000                      |  |       |  |

|   |              |  |                    |                      |             |             |             |              |             |                          |                                   |
|---|--------------|--|--------------------|----------------------|-------------|-------------|-------------|--------------|-------------|--------------------------|-----------------------------------|
| <b>Project:</b> Concrete Panel and Sidewalk Replacement Program   |              | <b>City Council District</b>                           |                    | <b>Key Map:</b>      |             |             |             | <b>WBS.:</b> |             | <b>T-2599</b>            |                                   |
|   |              | <b>Location:</b> K                                     |                    | <b>Geo. Ref.:</b>    |             |             |             |              |             |                          |                                   |
|   |              | <b>Served:</b> K                                       |                    | <b>Neighborhood:</b> |             |             |             |              |             |                          |                                   |
| <b>Description:</b> Street and sidewalk maintenance program   |              | <b>Operating and Maintenance Costs: (\$ Thousands)</b> |                    |                      |             |             |             |              |             |                          |                                   |
|   |              |  | 2025               | 2026                 | 2027        | 2028        | 2029        | Total        |             |                          |                                   |
|   |              | Personnel  | -                  | -                    | -           | -           | -           | -            | \$          | -                        | -                                 |
|   |              | Supplies   | -                  | -                    | -           | -           | -           | -            | \$          | -                        | -                                 |
| <b>Justification:</b> Improvements to extend the life of roads in the zone.<br>Improvements to improve sidewalks in the zone. |              | Svcs. & Chgs.  | -                  | -                    | -           | -           | -           | -            | \$          | -                        | -                                 |
|   |              | Capital Outlay   | -                  | -                    | -           | -           | -           | -            | \$          | -                        | -                                 |
|   |              | <b>Total</b>   | \$ -               | \$ -                 | \$ -        | \$ -        | \$ -        | \$ -         | \$ -        | \$ -                     | \$ -                              |
|   |              | FTEs   |                    |                      |             |             |             |              |             |                          | -                                 |
| <b>Fiscal Year Planned Expenses</b>   |              |  |                    |                      |             |             |             |              |             |                          |                                   |
| <b>Project Allocation</b>   |              | <b>Projected Expenses thru 6/30/23</b>                 | <b>2024 Budget</b> | <b>2024 Estimate</b> | <b>2025</b> | <b>2026</b> | <b>2027</b> | <b>2028</b>  | <b>2029</b> | <b>FY25 - FY29 Total</b> | <b>Cumulative Total (To Date)</b> |
| <b>Phase</b>  |              |  |                    |                      |             |             |             |              |             |                          |                                   |
| 1   | Planning     | -  | -                  | -                    | -           | -           | -           | -            | -           | \$ -                     | \$ -                              |
| 2   | Acquisition  | -  | -                  | -                    | -           | -           | -           | -            | -           | \$ -                     | \$ -                              |
| 3   | Design       | -  | -                  | -                    | -           | -           | -           | -            | -           | \$ -                     | \$ -                              |
| 4   | Construction | -  | 50,000             | -                    | 50,000      | 50,000      | 50,000      | 50,000       | 50,000      | \$ 250,000               | \$ 250,000                        |
| 5   | Equipment    | -  | -                  | -                    | -           | -           | -           | -            | -           | \$ -                     | \$ -                              |
| 6   | Close-Out    | -  | -                  | -                    | -           | -           | -           | -            | -           | \$ -                     | \$ -                              |
| 7   | Other        | -  | -                  | -                    | -           | -           | -           | -            | -           | \$ -                     | \$ -                              |
|   |              | -  | -                  | -                    | -           | -           | -           | -            | -           | \$ -                     | \$ -                              |
|   |              | -  | -                  | -                    | -           | -           | -           | -            | -           | \$ -                     | \$ -                              |
|   |              | -  | -                  | -                    | -           | -           | -           | -            | -           | \$ -                     | \$ -                              |
|   |              | -  | -                  | -                    | -           | -           | -           | -            | -           | \$ -                     | \$ -                              |
|   |              | -  | -                  | -                    | -           | -           | -           | -            | -           | \$ -                     | \$ -                              |
|   |              | -  | -                  | -                    | -           | -           | -           | -            | -           | \$ -                     | \$ -                              |
| <b>Other Sub-Total:</b>   |              | -  | -                  | -                    | -           | -           | -           | -            | -           | \$ -                     | \$ -                              |
| <b>Total Allocations</b>  |              | \$ -   | \$ 50,000          | \$ -                 | \$ 50,000   | \$ 50,000   | \$ 50,000   | \$ 50,000    | \$ 50,000   | \$ 250,000               | \$ 250,000                        |
| <b>Source of Funds</b>  |              |  |                    |                      |             |             |             |              |             |                          |                                   |
| TIRZ Funds  |              | -  | 50,000             | -                    | 50,000      | 50,000      | 50,000      | 50,000       | 50,000      | \$ 250,000               | \$ 250,000                        |
| City of Houston   |              | -  | -                  | -                    | -           | -           | -           | -            | -           | \$ -                     | \$ -                              |
| Grants  |              | -  | -                  | -                    | -           | -           | -           | -            | -           | \$ -                     | \$ -                              |
| Other   |              | -  | -                  | -                    | -           | -           | -           | -            | -           | \$ -                     | \$ -                              |
| <b>Total Funds</b>  |              | \$ -   | \$ 50,000          | \$ -                 | \$ 50,000   | \$ 50,000   | \$ 50,000   | \$ 50,000    | \$ 50,000   | \$ 250,000               | \$ 250,000                        |



## CITY OF HOUSTON - CITY COUNCIL

Meeting Date: 10/8/2024

Item Creation Date:

3047-HPD\_FY25 General Victim Assistance Grant Program

Agenda Item#: 31.

### **Summary:**

ORDINANCE approving and authorizing submission of Electronic Application for acceptance of Grant Funds through the **OFFICE OF THE GOVERNOR, PUBLIC SAFETY OFFICE CRIMINAL JUSTICE DIVISION** for the **FY25 General Victim Assistance Grant Program**; declaring the City's eligibility for such Grant; authorizing the Chief of the Houston Police Department ("Police Chief") to act as the City's representative in the application process, to apply for, accept, and expend the Grant Funds if awarded and to apply for, accept, and expend all subsequent awards, if any, pertaining to the Grant and to extend the budget period

### **Background:**

The Chief of Police for the Houston Police Department (HPD) recommends that City Council approve an ordinance authorizing an electronic application and acceptance of grant funds through the Office of the Governor, Public Safety Office Criminal Justice Division (CJD) for the FY25 General Victim Assistance Grant Program. The grant period becomes effective October 1, 2024, or on the date of final signature, whichever is later, and ends on September 30, 2025. The Office of the Governor will provide \$197,167.57 in grant funding. This will be the city's fourth award under this program.

The purpose of the FY25 General Victim Assistance Grant is to provide services and assistance directly to victims of crime to speed their recovery and aid them through the criminal justice process. If this grant is awarded, the HPD Victim Services Division (VSD) will continue to expand its capacity to serve survivors of homicide and criminal fatality accidents by employing three retired officers (with prior experience in criminal investigations) to work as victim advocates. This project will positively impact the lives of the survivors of homicide and criminal fatality accidents throughout Houston through personal advocacy, emotional support, and provision of resource and referral to relevant services. The grant will be used to fund salaries for two Senior Victim Advocates.

The Houston Police Department also requests City Council to authorize the Chief of Police or his designee to act as the City's representative in the application process with the authority to apply for, accept and expend the grant funds as awarded, and apply for, accept and expend all subsequent awards, if any, to extend the budget period, and to authorize the Mayor to execute all related agreements with the approval of the City Attorney in connection with the grant not to exceed five years.

### **Fiscal Note:**

No Fiscal Note is required on grant items.



---

J. Noe Diaz, Jr.  
Chief of Police

**Amount and Source of Funding:**

\$197,167.57

Federal State Local - Pass Through Fund

Fund 5030

**Contact Information:**

Rhonda Smith, Deputy Director/CFO (713) 308-1708

Sonja O'Dat, Executive Staff Analyst (713) 308-1728

**ATTACHMENTS:**

**Description**

Signed RCA

**Type**

Signed Cover sheet



**CITY OF HOUSTON - CITY COUNCIL**

Meeting Date: 10/8/2024

Item Creation Date:

3047-HPD\_FY25 General Victim Assistance Grant Program

Agenda Item#: 29.

**Background:**

The Chief of Police for the Houston Police Department (HPD) recommends that City Council approve an ordinance authorizing an electronic application and acceptance of grant funds through the Office of the Governor, Public Safety Office Criminal Justice Division (CJD) for the FY25 General Victim Assistance Grant Program. The grant period becomes effective October 1, 2024, or on the date of final signature, whichever is later, and ends on September 30, 2025. The Office of the Governor will provide \$197,167.57 in grant funding. This will be the city's fourth award under this program.


The purpose of the FY25 General Victim Assistance Grant is to provide services and assistance directly to victims of crime to speed their recovery and aid them through the criminal justice process. If this grant is awarded, the HPD Victim Services Division (VSD) will continue to expand its capacity to serve survivors of homicide and criminal fatality accidents by employing three retired officers (with prior experience in criminal investigations) to work as victim advocates. This project will positively impact the lives of the survivors of homicide and criminal fatality accidents throughout Houston through personal advocacy, emotional support, and provision of resource and referral to relevant services. The grant will be used to fund salaries for two Senior Victim Advocates.

The Houston Police Department also requests City Council to authorize the Chief of Police or his designee to act as the City's representative in the application process with the authority to apply for, accept and expend the grant funds as awarded, and apply for, accept and expend all subsequent awards, if any, to extend the budget period, and to authorize the Mayor to execute all related agreements with the approval of the City Attorney in connection with the grant not to exceed five years.

Fiscal Note:

No Fiscal Note is required on grant items.

Signed by:

  
\_\_\_\_\_  
J. Noel Diaz, Jr.  
Chief of Police

**Amount and Source of Funding:**

\$197,167.57

Federal State Local - Pass Through Fund

Fund 5030

**Contact Information:**

Rhonda Smith, Deputy Director/CFO (713) 308-1708

Sonja O'Dat, Executive Staff Analyst (713) 308-1728



## CITY OF HOUSTON - CITY COUNCIL

Meeting Date: 10/8/2024

Item Creation Date:

HPD 3064 FY25 SB224 Catalytic Converter Grant-MVCPA

Agenda Item#: 32.

### **Summary:**

ORDINANCE approving and authorizing submission of Electronic Application for and acceptance of Grant Funds through the **TEXAS DEPARTMENT OF MOTOR VEHICLES** for **FY2025 Motor Vehicle Crime Prevention Authority Catalytic Converter Grant**; declaring the City's eligibility for such Grant; authorizing the Police Chief of the City of Houston Police Department to act as the City's representative in the application process, to apply for, accept, and expend the Grant Funds if awarded and to apply for, accept, and expend all subsequent awards, if any, if any, pertaining to the Grant and to extend the budget period

### **Background:**

The Chief of Police for the Houston Police Department is requesting an ordinance be approved authorizing the submission of an electronic grant application and acceptance of funding from the Motor Vehicle Crime Prevention Authority (MVCPA), under the Texas Department of Motor Vehicle in support of the FY25 SB 224 Catalytic Converter Grant. The grant amount is \$994,740.00 with a cash match amount of \$198,948.00, an in-kind match of \$50,000 for a total of \$1,243,688.00. If approved, this will be the 2nd year that HPD will receive funding which aids in the detection and prevention of the catalytic converter theft rate in Houston and surrounding areas. If awarded, the grant period is for one year from September 1, 2024, to August 31, 2025.

The Houston Catalytic Converter Crimes Task Force (HCCCTF) is a joint effort of multiple divisions within the Houston Police Department. Personnel assigned to the Auto Theft Division, Property and Financial Crimes Division - Precious Metals Theft Unit and various patrol division will work together to investigate catalytic converter crimes in Houston, Harris, Fort Bend and Montgomery counties. Auto Theft Division personnel will address the physical theft of catalytic converters from motor vehicles while the Precious Metals Theft Unit will address the entry of stolen catalytic converters into the metal recycling stream. Funds will be used for overtime, travel, equipment and supplies.

The Houston Police Department also requests City Council to authorize the Chief of Police or his designee to act as the City's representative in the application process with the authority to apply for, accept and expend the grant funds as awarded, and apply for, accept and expend all subsequent awards, if any, to extend the budget period, and to authorize the Mayor to execute all related agreements with the approval of the City Attorney in connection with the grant not to exceed five years.

### **Fiscal Note:**

Funding for this item is included in the **FY2025** Adopted Budget. Therefore, no Fiscal Note is required as stated in the Financial Policies.

No Fiscal Note is required on grant items.

---

J. Noe Diaz, Jr.  
Chief of Police

**Amount and Source of Funding:**

\$994,740.00  
State - Grant Fund  
Fund 5010

\$198,948.00  
General Fund (Cash Match)  
Fund 1000

**Contact Information:**

Rhonda Smith, CFO and Deputy Director, 713-308-1708  
Sonja O'Dat, Executive Staff Analyst, 713-308-1728

**ATTACHMENTS:**

**Description**  
Signed RCA

**Type**  
Signed Cover sheet



**CITY OF HOUSTON - CITY COUNCIL**

Meeting Date: 10/8/2024

Item Creation Date:

HPD 3064 FY25 SB224 Catalytic Converter Grant-MVCPA

Agenda Item#: 27.

**Summary:**

**NOT A REAL CAPTION**

ORDINANCE approving and authorizing the submission of Electronic Application for and acceptance of Grant Funds through **TEXAS DEPARTMENT OF MOTOR VEHICLES** for the **FY2024 Motor Vehicle Crime Prevention Authority Catalytic Converter Grant** ("Grant"); declaring the City's eligibility for such Grant; authorizing the Police Chief of the City of Houston Police Department to act as the City's representative to accept such Grant Funds, and to apply for, and accept and expend all subsequent awards, if any, pertaining to the program

**Background:**

The Chief of Police for the Houston Police Department is requesting an ordinance be approved authorizing the submission of an electronic grant application and acceptance of funding from the Motor Vehicle Crime Prevention Authority (MVCPA), under the Texas Department of Motor Vehicle in support of the FY25 SB 224 Catalytic Converter Grant. The grant amount is \$994,740.00 with a cash match amount of \$198,948.00, an in-kind match of \$50,0000 for a total of \$1,243,688.00. If approved, this will be the 2nd year that HPD will receive funding which aids in the detection and prevention of the catalytic converter theft rate in Houston and surrounding areas. If awarded, the grant period is for one year from September 1, 2024, to August 31, 2025.

The Houston Catalytic Converter Crimes Task Force (HCCCTF) is a joint effort of multiple divisions within the Houston Police Department. Personnel assigned to the Auto Theft Division, Property and Financial Crimes Division - Precious Metals Theft Unit and various patrol division will work together to investigate catalytic converter crimes in Houston, Harris, Fort Bend and Montgomery counties. Auto Theft Division personnel will address the physical theft of catalytic converters from motor vehicles while the Precious Metals Theft Unit will address the entry of stolen catalytic converters into the metal recycling stream. Funds will be used for overtime, travel, equipment and supplies.


The Houston Police Department also requests City Council to authorize the Chief of Police or his designee to act as the City's representative in the application process with the authority to apply for, accept and expend the grant funds as awarded, and apply for, accept and expend all subsequent awards, if any, to extend the budget period, and to authorize the Mayor to execute all related agreements with the approval of the City Attorney in connection with the grant not to exceed five years.

**Fiscal Note:**

Funding for this item is included in the **FY2025** Adopted Budget. Therefore, no Fiscal Note is required as stated in the Financial Policies.

No Fiscal Note is required on grant items.

Signed by:

*rs*   
\_\_\_\_\_  
J. Noe Diaz, Jr.  
Chief of Police

**Amount and Source of Funding:**

\$994,740.00  
State - Grant Fund  
Fund 5010

\$198,948.00  
General Fund (Cash Match)  
Fund 1000

**Contact Information:**

Rhonda Smith, CFO and Deputy Director, 713-308-1708  
Sonja O'Dat, Executive Staff Analyst, 713-308-1728



## CITY OF HOUSTON - CITY COUNCIL

Meeting Date: 10/8/2024

ALL

Item Creation Date: 8/22/2024

PRD — Amendment to Interlocal Agreement for Case for Kids Program

Agenda Item#: 33.

### **Summary:**

ORDINANCE amending Ordinance No. 2022-0867 to increase maximum contract amount; approving and authorizing first amendment to existing contract with **HARRIS COUNTY DEPARTMENT OF EDUCATION** for CASE for Kids Program

### **Background:**

The Houston Parks and Recreation Department (HPARD) requests council action authorizing the First Amendment to the existing Interlocal Agreement between the City of Houston (the City) and Harris County Department of Education (HCDE) to increase the maximum contract amount from \$3,850,000.00 to \$5,390,000.00, modify various spending limits under the CASE for Kids Program, and to extend the term of the Original Agreement until June 30, 2029.

The proposed amendment to the interlocal agreement between the City of Houston and Harris County Department of Education (HCDE) is to continue providing funding to support youth out-of-school programs and activities. The program is managed by the HCDE's after-school division, the Cooperative for After-School Enrichment (CASE) and is called CASE for Kids City Connections (the Program) which supports youth out-of-school programs and activities. On November 15, 2022, pursuant to Ordinance No. 2022-867, City Council approved and authorized the original 5-year agreement with HCDE. HPARD receives budgeted funding of \$550,000.00 per year (\$1,100,000.00/7years). The remaining \$220,000.00 per year (\$440,000.00/7years) is capacity should Council Members choose to request that CDSF Program money be put toward the program. An annual breakdown is shown below. The HCDE's afterschool division manages the program, the Cooperative for After-School Enrichment (CASE) and it is also called CASE for Kids City Connections (the program).

The requested increase to the contract amount is \$1,540,000.00 which brings the total contract amount to \$5,390,000.00. All HCDE responsibilities regarding selection of participants, locations, including schools, community centers, and churches, applicant proposals and program coordination remain the same. No other programs requirements have changed.

The contract allows for Additional Community Awards totaling up to \$220,000 should District Council Members opt to fund additional awards through their Council District Service Fund Program requests. If approved HCDE agrees to deliver these services during the initial grant term effective from the Date of Countersignature by the City Controller to June 30, 2029. If Council

approves, this will be the ninth year the program will be implemented with City funding. This item was reviewed and approved at the Commissioners court on September 18, 2024.

**Annual Program Funding Details:**

Program Details:

Community Awards (\$43,000 per Council District) \$473,000.00

HCDE CASE Administration Fee \$ 77,000.00

Additional CDSF Program Awards Up to \$220,000.00

**Fiscal Note:** Funding for this item is included in the FY2025 Adopted Budget. Therefore, no fiscal Note is required as stated in the Financial Policy.

**Director's Signature:**

---

Kenneth Allen, Director  
Houston Parks and Recreation Department

**Estimated Spending Authority**

| <b>Department</b>                       | <b>FY25</b> | <b>Out Years</b> | <b>Total</b>   |
|---|-------------|------------------|----------------|
| Houston Parks and Recreation Department | \$0.00      | \$1,100,000.00   | \$1,100,000.00 |
| CDSF Program Up To                      | \$0.00      | \$440,000.00     | \$440,000.00   |

**Prior Council Action:**

Ordinance 2022-0867

**Amount and Source of Funding:**

\$1,540,000.00

General Fund

Fund 1000

**Contact Information:**

Martha Escalante

Sr. Staff Analyst

Houston Parks and Recreation Department

(O) 832-395-7069

**ATTACHMENTS:**

**Description**

Coversheet  
Corrected RCA for ILA

**Type**

Signed Cover sheet  
Signed Cover sheet





**CITY OF HOUSTON - CITY COUNCIL**

Meeting Date: 10/8/2024

ALL

Item Creation Date: 8/22/2024

PRD — Amendment to Interlocal Agreement for Case for Kids Program

Agenda Item#: 33.

**Summary:**

ORDINANCE amending Ordinance No. 2022-0867 to increase maximum contract amount; approving and authorizing first amendment to existing contract with **HARRIS COUNTY DEPARTMENT OF EDUCATION** for CASE for Kids Program

**Background:**

The Houston Parks and Recreation Department (HPARD) requests council action authorizing the First Amendment to the existing Interlocal Agreement between the City of Houston (the City) and Harris County Department of Education (HCDE) to increase the maximum contract amount from \$3,850,000.00 to \$5,390,000.00, modify various spending limits under the CASE for Kids Program, and to extend the term of the Original Agreement until June 30, 2029.

The proposed amendment to the interlocal agreement between the City of Houston and Harris County Department of Education (HCDE) is to continue providing funding to support youth out-of-school programs and activities. The program is managed by the HCDE's after-school division, the Cooperative for After-School Enrichment (CASE) and is called CASE for Kids City Connections (the Program) which supports youth out-of-school programs and activities. On November 15, 2022, pursuant to Ordinance No. 2022-867, City Council approved and authorized the original 5-year agreement with HCDE. HPARD receives budgeted funding of \$550,000.00 per year (\$1,100,000.00/7years). The remaining \$220,000.00 per year (\$440,000.00/7years) is capacity should Council Members choose to request that CDSF Program money be put toward the program. An annual breakdown is shown below. The HCDE's afterschool division manages the program, the Cooperative for After-School Enrichment (CASE) and it is also called CASE for Kids City Connections (the program).

The requested increase to the contract amount is \$1,540,000.00 which brings the total contract amount to \$5,390,000.00. All HCDE responsibilities regarding selection of participants, locations, including schools, community centers, and churches, applicant proposals and program coordination remain the same. No other programs requirements have changed.

The contract allows for Additional Community Awards totaling up to \$220,000 should District Council Members opt to fund additional awards through their Council District Service Fund Program requests. If approved HCDE agrees to deliver these services during the initial grant term effective from the Date of Countersignature by the City Controller to June 30, 2029. If Council approves, this will be the ninth year the program will be implemented with City funding. This item was reviewed and approved at the Commissioners court on September 18, 2024.

**Annual Program Funding Details:**

Program Details:

Community Awards (\$43,000 per Council District) \$473,000.00

HCDE CASE Administration Fee \$ 77,000.00

Additional CDSF Program Awards Up to \$220,000.00

**Fiscal Note:** Funding for this item is included in the FY2025 Adopted Budget. Therefore, no fiscal Note is required as stated in the Financial Policy.

**Director's Signature:**

DocuSigned by:  
  
 059DCC946690471...  
 Kenneth Allen, Director  
 Houston Parks and Recreation Department

**Estimated Spending Authority**

| Department                              | FY25   | Out Years      | Total          |
|---|--------|----------------|----------------|
| Houston Parks and Recreation Department | \$0.00 | \$1,100,000.00 | \$1,100,000.00 |
| CDSF Program Up To                      | \$0.00 | \$440,000.00   | \$440,000.00   |

**Prior Council Action:**

Ordinance 2022-0867

**Amount and Source of Funding:**

\$1,540,000.00  
General Fund  
Fund 1000

**Contact Information:**

Martha Escalante  
Sr. Staff Analyst  
Houston Parks and Recreation Department  
(O) 832-395-7069

**ATTACHMENTS:**

| <b>Description</b>              | <b>Type</b>                 |
|---------------------------------|-----------------------------|
| RCA                             | Backup Material             |
| Delegation of Authority for RCA | Backup Material             |
| Agreement Amend                 | Contract/Exhibit            |
| Ordinance                       | Ordinance/Resolution/Motion |
| ILA-Amendment                   | Backup Material             |
| Funding Verification            | Financial Information       |

**Certificate Of Completion**

|  |                              |
|--|------------------------------|
| Envelope Id: FC8D0F32CF2B4BF1B92346D5CA724E68  | Status: Sent                 |
| Subject: Complete with DocuSign: Revised RCA_HCDE CASE for Kids Amendment to ILA.pdf |                              |
| Source Envelope:   |                              |
| Document Pages: 2  | Signatures: 0                |
| Certificate Pages: 2   | Initials: 0                  |
| AutoNav: Enabled   | Envelope Originator:         |
| Envelope Stamping: Enabled   | Diana Caicedo                |
| Time Zone: (UTC-06:00) Central Time (US & Canada)                                    | 611 Walker St.               |
|  | HITS                         |
|  | Houston, TX 77002            |
|  | Diana.Caicedo@houston.tx.gov |
|  | IP Address: 204.235.229.249  |

**Record Tracking**

|                                      |                                   |                    |
|--------------------------------------|-----------------------------------|--------------------|
| Status: Original                     | Holder: Diana Caicedo             | Location: DocuSign |
| 10/7/2024 12:54:52 PM                | Diana.Caicedo@houston.tx.gov      |                    |
| Security Appliance Status: Connected | Pool: FedRamp                     |                    |
| Storage Appliance Status: Connected  | Pool: City of Houston IT Services | Location: DocuSign |

**Signer Events**

| Signature   | Timestamp                   |
|---|-----------------------------|
| Director Kenneth Allen<br>Kenneth.Allen@houston.tx.gov<br>Director<br>City of Houston IT Services<br>Security Level: Email, Account Authentication (None) | Sent: 10/7/2024 12:56:05 PM |
| <b>Electronic Record and Signature Disclosure:</b><br>Not Offered via DocuSign  |                             |

**In Person Signer Events**

**Editor Delivery Events**

**Agent Delivery Events**

**Intermediary Delivery Events**

**Certified Delivery Events**

**Carbon Copy Events**

| Signature   | Timestamp   |
|---|---|
| Erika Madison<br>Erika.Madison@houston.tx.gov<br>Administration Manager<br>City of Houston Parks and Recreation<br>Security Level: Email, Account Authentication (None) | Sent: 10/7/2024 12:56:05 PM<br>Viewed: 10/7/2024 1:00:28 PM |
| <b>Electronic Record and Signature Disclosure:</b><br>Not Offered via DocuSign  |   |

|   |               |                             |
|---|---------------|-----------------------------|
| Martha Escalante<br>Martha.Escalante@houston.tx.gov<br>x<br>City of Houston IT Services<br>Security Level: Email, Account Authentication (None) | <b>COPIED</b> | Sent: 10/7/2024 12:56:06 PM |
| <b>Electronic Record and Signature Disclosure:</b><br>Not Offered via DocuSign  |               |                             |

| <b>Witness Events</b> | <b>Signature</b> | <b>Timestamp</b> |
|-----------------------|------------------|------------------|
|-----------------------|------------------|------------------|

| <b>Notary Events</b> | <b>Signature</b> | <b>Timestamp</b> |
|----------------------|------------------|------------------|
|----------------------|------------------|------------------|

| <b>Envelope Summary Events</b> | <b>Status</b> | <b>Timestamps</b> |
|--------------------------------|---------------|-------------------|
|--------------------------------|---------------|-------------------|

|               |                  |                       |
|---------------|------------------|-----------------------|
| Envelope Sent | Hashed/Encrypted | 10/7/2024 12:56:06 PM |
|---------------|------------------|-----------------------|

| <b>Payment Events</b> | <b>Status</b> | <b>Timestamps</b> |
|-----------------------|---------------|-------------------|
|-----------------------|---------------|-------------------|



**CITY OF HOUSTON - CITY COUNCIL**

Meeting Date: 10/8/2024

ALL

Item Creation Date: 8/22/2024

PRD — Amendment to Interlocal Agreement for Case for Kids Program

Agenda Item#: 33.

**Summary:**

ORDINANCE amending Ordinance No. 2022-0867 to increase maximum contract amount; approving and authorizing first amendment to existing contract with **HARRIS COUNTY DEPARTMENT OF EDUCATION** for CASE for Kids Program

**Background:**

The Houston Parks and Recreation Department (HPARD) requests council action authorizing the First Amendment to the existing Interlocal Agreement between the City of Houston (the City) and Harris County Department of Education (HCDE) to increase the maximum contract amount from \$3,850,000.00 to \$5,390,000.00, modify various spending limits under the CASE for Kids Program, and to extend the term of the Original Agreement until June 30, 2029.

The proposed amendment to the interlocal agreement between the City of Houston and Harris County Department of Education (HCDE) is to continue providing funding to support youth out-of-school programs and activities. The program is managed by the HCDE's after-school division, the Cooperative for After-School Enrichment (CASE) and is called CASE for Kids City Connections (the Program) which supports youth out-of-school programs and activities. On November 15, 2022, pursuant to Ordinance No. 2022-867, City Council approved and authorized the original 5-year agreement with HCDE. HPARD receives budgeted funding of \$550,000.00 per year (\$1,100,000.00/7years). The remaining \$220,000.00 per year (\$440,000.00/7years) is capacity should Council Members choose to request that CDSF Program money be put toward the program. An annual breakdown is shown below. The HCDE's afterschool division manages the program, the Cooperative for After-School Enrichment (CASE) and it is also called CASE for Kids City Connections (the program).

The requested increase to the contract amount is \$1,540,000.00 which brings the total contract amount to \$5,390,000.00. All HCDE responsibilities regarding selection of participants, locations, including schools, community centers, and churches, applicant proposals and program coordination remain the same. No other programs requirements have changed.

The contract allows for Additional Community Awards totaling up to \$220,000 should District Council Members opt to fund additional awards through their Council District Service Fund Program requests. If approved HCDE agrees to deliver these services during the initial grant term effective from the Date of Countersignature by the City Controller to June 30, 2029. If Council approves, this will be the ninth year the program will be implemented with City funding. This item was reviewed and approved at the Commissioners court on September 18, 2024.

**Annual Program Funding Details:**

Program Details:

Community Awards (\$43,000 per Council District) \$473,000.00

HCDE CASE Administration Fee \$ 77,000.00

Additional CDSF Program Awards Up to \$220,000.00

**Fiscal Note:** Funding for this item is included in the FY2025 Adopted Budget. Therefore, no fiscal Note is required as stated in the Financial Policy.

**Director's Signature:**

DocuSigned by:

059DCC946690471...

Kenneth Allen, Director

Houston Parks and Recreation Department

**Estimated Spending Authority**

| Department                              | FY25   | Out Years      | Total          |
|---|--------|----------------|----------------|
| Houston Parks and Recreation Department | \$0.00 | \$1,100,000.00 | \$1,100,000.00 |
| CDSF Program Up To                      | \$0.00 | \$440,000.00   | \$440,000.00   |

**Prior Council Action:**

Ordinance 2022-0867

**Amount and Source of Funding:**

\$1,540,000.00

General Fund

Fund 1000

**Contact Information:**

Martha Escalante

Sr. Staff Analyst

Houston Parks and Recreation Department

(O) 832-395-7069

**ATTACHMENTS:**

**Description**

RCA

Delegation of Authority for RCA

Agreement Amend

Ordinance

ILA-Amendment

Funding Verification

**Type**

Backup Material

Backup Material

Contract/Exhibit

Ordinance/Resolution/Motion

Backup Material

Financial Information



## CITY OF HOUSTON - CITY COUNCIL

Meeting Date: 10/8/2024

District H

Item Creation Date: 8/2/2024

PLN - Special Minimum Lot Size Block Application No. 852  
(400 block of Byrne Street, north side, between Helen and  
Florence Streets)

Agenda Item#: 34.

### **Summary:**

ORDINANCE establishing the north side of the 400 Block of Byrne Street, between Helen and Florence Streets, within the City of Houston, Texas, as a Special Minimum Lot Size Block pursuant to Chapter 42 of the Code of Ordinances, Houston, Texas - **DISTRICT H - CASTILLO**

### **Background:**

In accordance with Section 42-197 of the Code of Ordinances, the property owner of 409 Byrne Street, Tracts 14 & 15A, Block 12, in the Woodland Heights Subdivision, has initiated an application for the designation of a Special Minimum Lot Size Block (SMLS B). The application includes written evidence of support from the owners of 87% of the block.

The Planning and Development Department mailed notifications to seven (7) property owners indicating that the SMLS B application had been submitted. The notification further stated that a written protest must be filed with the Planning and Development Department within thirty days of mailing. Since no protest was filed in accordance with the Code and no action is required by the Houston Planning Commission, the application may be submitted directly to the City Council for consideration.

The Planning and Development Department recommends that City Council adopt an ordinance establishing a Special Minimum Lot Size of 5,000 square feet for the 400 block of Byrne Street, north side, between Helen and Florence Streets.

---

Vonn Tran  
Director  
Planning and Development Department

### **Contact Information:**

Anna Sedillo, Council Liaison  
832-393-6578

Bennie Chambers III, Planner II  
832-393-6636

**ATTACHMENTS:**

**Description**

RCA

Map

**Type**

Signed Cover sheet

Backup Material





**CITY OF HOUSTON - CITY COUNCIL**

Meeting Date: 10/8/2024

District H

Item Creation Date: 8/2/2024

PLN - Special Minimum Lot Size Block Application No. 852 (400 block of Byrne Street, north side, between Helen and Florence Streets)

Agenda Item#: 46.

**Background:**

In accordance with Section 42-197 of the Code of Ordinances, the property owner of 409 Byrne Street, Tracts 14 & 15A, Block 12, in the Woodland Heights Subdivision, has initiated an application for the designation of a Special Minimum Lot Size Block (SMLSb). The application includes written evidence of support from the owners of 87% of the block.

The Planning and Development Department mailed notifications to seven (7) property owners indicating that the SMLSb application had been submitted. The notification further stated that a written protest must be filed with the Planning and Development Department within thirty days of mailing. Since no protest was filed in accordance with the Code and no action is required by the Houston Planning Commission, the application may be submitted directly to the City Council for consideration.

The Planning and Development Department recommends that City Council adopt an ordinance establishing a Special Minimum Lot Size of 5,000 square feet for the 400 block of Byrne Street, north side, between Helen and Florence Streets.

Signed by:

A handwritten signature in blue ink that reads "Vonn Tran".

Vonn Tran  
Director  
Planning and Development Department

**Contact Information:**

Anna Sedillo, Council Liaison  
832-393-6578

Bennie Chambers III, Planner II  
832-393-6636


**ATTACHMENTS:**

**Description**  
Map

**Type**  
Backup Material



**Special Minimum Lot Size  
400 block of Byrne Street, north side,  
between Helen and Florence Streets  
5,000 Square Feet**

 Special Minimum Lot Size Boundary

Source: Harris County Appraisal District  
Date: January 8, 2024  
Reference: MLS 852

All properties within the application area are single family unless noted as such:

- MF Multi Family
- COM Commercial
- VAC Vacant
- EXC Excluded



**PLANNING &  
DEVELOPMENT  
DEPARTMENT**

This map is made available for reference purposes only and should not be substituted for a survey product. The City of Houston will not accept liability of any kind in conjunction with its use.



## CITY OF HOUSTON - CITY COUNCIL

Meeting Date: 10/8/2024

ETJ

Item Creation Date:

HPW - 20WR529 – Petition Addition (468.48) Harris County  
Water Control and Improvement District No. 158

Agenda Item#: 35.

### **Summary:**

ORDINANCE consenting to the addition of 468.48 acres of land to **HARRIS COUNTY WATER CONTROL AND IMPROVEMENT DISTRICT NO. 158**, for inclusion in its district

### **Background:**

**SUBJECT:** Petition for the City's consent to the addition of three (3) tracts of land totaling 468.48 acres to Harris County Water Control and Improvement District No. 158.

**RECOMMENDATION:** Petition for the City's consent to the addition of three (3) tracts of land totaling 468.48 acres to Harris County Water Control and Improvement District No. 158 be approved.

**SPECIFIC EXPLANATION:** Harris County Water Control and Improvement District No. 158 (the "District") was created through the TCEQ in 2007, and currently consists of 3,822.77 acres within Harris County. The District is within the extraterritorial jurisdiction of the City of Houston (the "City") and has petitioned the City for consent to add three (3) tracts of vacant land totaling 468.48 acres, proposed to be developed as single family residential, industrial, detention ponds, roadways, parks and open space to the District. The proposed annexation tracts are in the vicinity of Langham Creek, Northwest Freeway (US-290), Katy-Hockley Road and Fry Road. The addition of land to the District does not release it from the City's extraterritorial jurisdiction.

The Utility District Review Committee has evaluated the application with respect to wastewater collection and treatment, potable water distribution, storm water conveyance, and other public services.

The District has a wastewater collection system. The annexation tracts will be provided with wastewater treatment by the Harris County Municipal Utility District No. 418 Wastewater Treatment Plants. Wastewater Treatment Plant No. 1 is a regional plant that also provides wastewater treatment to Harris County Municipal Utility District No. 419, Harris County Municipal Utility District No. 489, Harris County Municipal Utility District No. 490, and Harris County Municipal Utility District No. 493. Potable water is provided by Harris County Municipal Utility District No. 418 Water Plant No. 1.

The nearest major drainage facility for Harris County Water Control and Improvement District No.

158 is Cypress Creek, which flows into Spring Creek, then to the San Jacinto River, and finally into Lake Houston. The proposed annexation tracts are within the 100-year floodplain (26.9%) and 500-year floodplain (3.2%).

By executing the Petition for Consent, the District has acknowledged that all plans for the construction of water conveyance, wastewater collection, and storm water collection systems within the District must be approved by the City prior to their construction.

The Utility District Review Committee recommends that the subject petition be approved.

---

Randall V. Macchi  
Chief Operating Officer  
Houston Public Works

**Contact Information:**

| <b>Name</b>                            | <b>Service Line</b>         | <b>Contact No.</b> |
|--|-----------------------------|--------------------|
| Roberto Medina, Interim Chief of Staff | DO-HPW Government Relations | 832.395.2456       |
| Maria Perez, HPW Agenda Coordinator    | DO-HPW Government Relations | 832.395.2282       |
| Ekaterina Fitos, HPW Planning Director | HPW Houston Water Planning  | 832.395.2712       |

**ATTACHMENTS:**

**Description**

Signed Coversheet  
Maps

**Type**

Signed Cover sheet  
Backup Material



**CITY OF HOUSTON - CITY COUNCIL**

Meeting Date:

ETJ

Item Creation Date:

HPW - 20WR529 – Petition Addition (468.48) Harris County Water Control and Improvement District No. 158

Agenda Item#:

**Background:**

**SUBJECT:** Petition for the City’s consent to the addition of three (3) tracts of land totaling 468.48 acres to Harris County Water Control and Improvement District No. 158.

**RECOMMENDATION:** Petition for the City’s consent to the addition of three (3) tracts of land totaling 468.48 acres to Harris County Water Control and Improvement District No. 158 be approved.

**SPECIFIC EXPLANATION:** Harris County Water Control and Improvement District No. 158 (the “District”) was created through the TCEQ in 2007, and currently consists of 3,822.77 acres within Harris County. The District is within the extraterritorial jurisdiction of the City of Houston (the “City”) and has petitioned the City for consent to add 468.48 acres of vacant land, proposed to be developed as single family residential, industrial, detention ponds, roadways, parks and open space to the District. The proposed annexation tracts are in the vicinity of Langham Creek, Northwest Freeway (US-290), Katy-Hockley Road and Fry Road. The addition of land to the District does not release it from the City’s extraterritorial jurisdiction.


The Utility District Review Committee has evaluated the application with respect to wastewater collection and treatment, potable water distribution, storm water conveyance, and other public services.

The District has a wastewater collection system. The annexation tracts will be provided with wastewater treatment by the Harris County Municipal Utility District No. 418 Wastewater Treatment Plants. Wastewater Treatment Plant No. 1 is a regional plant that also provides wastewater treatment to Harris County Municipal Utility District No. 419, Harris County Municipal Utility District No. 489, Harris County Municipal Utility District No. 490, and Harris County Municipal Utility District No. 493. Potable water is provided by Harris County Municipal Utility District No. 418 Water Plant No. 1.

The nearest major drainage facility for Harris County Water Control and Improvement District No. 158 is Cypress Creek, which flows into Spring Creek, then to the San Jacinto River, and finally into Lake Houston. The proposed annexation tracts are within the 100-year floodplain (26.9%) and 500-year floodplain (3.2%).

By executing the Petition for Consent, the District has acknowledged that all plans for the construction of water conveyance, wastewater collection, and storm water collection systems within the District must be approved by the City prior to their construction.

The Utility District Review Committee recommends that the subject petition be approved.

DocuSigned by:  
  
 9/24/2024  
 BE463EF0DF454EB...

Randall V. Macchi  
 Chief Operating Officer  
 Houston Public Works

**Contact Information:**

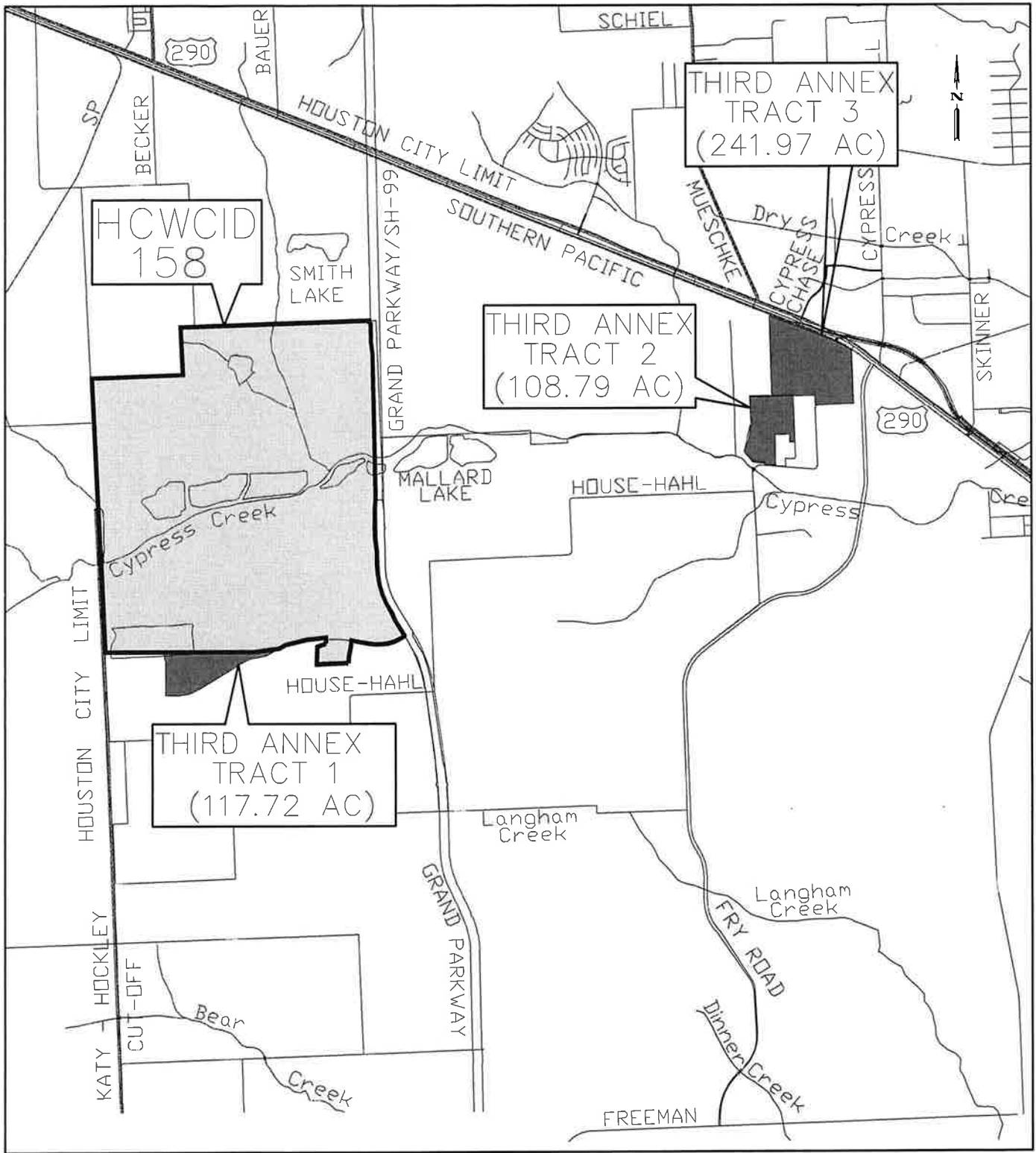
| Name                                   | Service Line                | Contact No.  |
|--|-----------------------------|--------------|
| Roberto Medina, Interim Chief of Staff | DO-HPW Government Relations | 832.395.2456 |
| Maria Perez, HPW Agenda Coordinator    | DO-HPW Government Relations | 832.395.2282 |
| Ekaterina Fitos, HPW Planning Director | HPW Houston Water Planning  | 832.395.2712 |

**ATTACHMENTS:**

| Description | Type            |
|-------------|-----------------|
| Maps        | Backup Material |
| Application | Backup Material |
| Petition    | Backup Material |

Backup Material  
Fact Sheet

Backup Material  
Backup Material

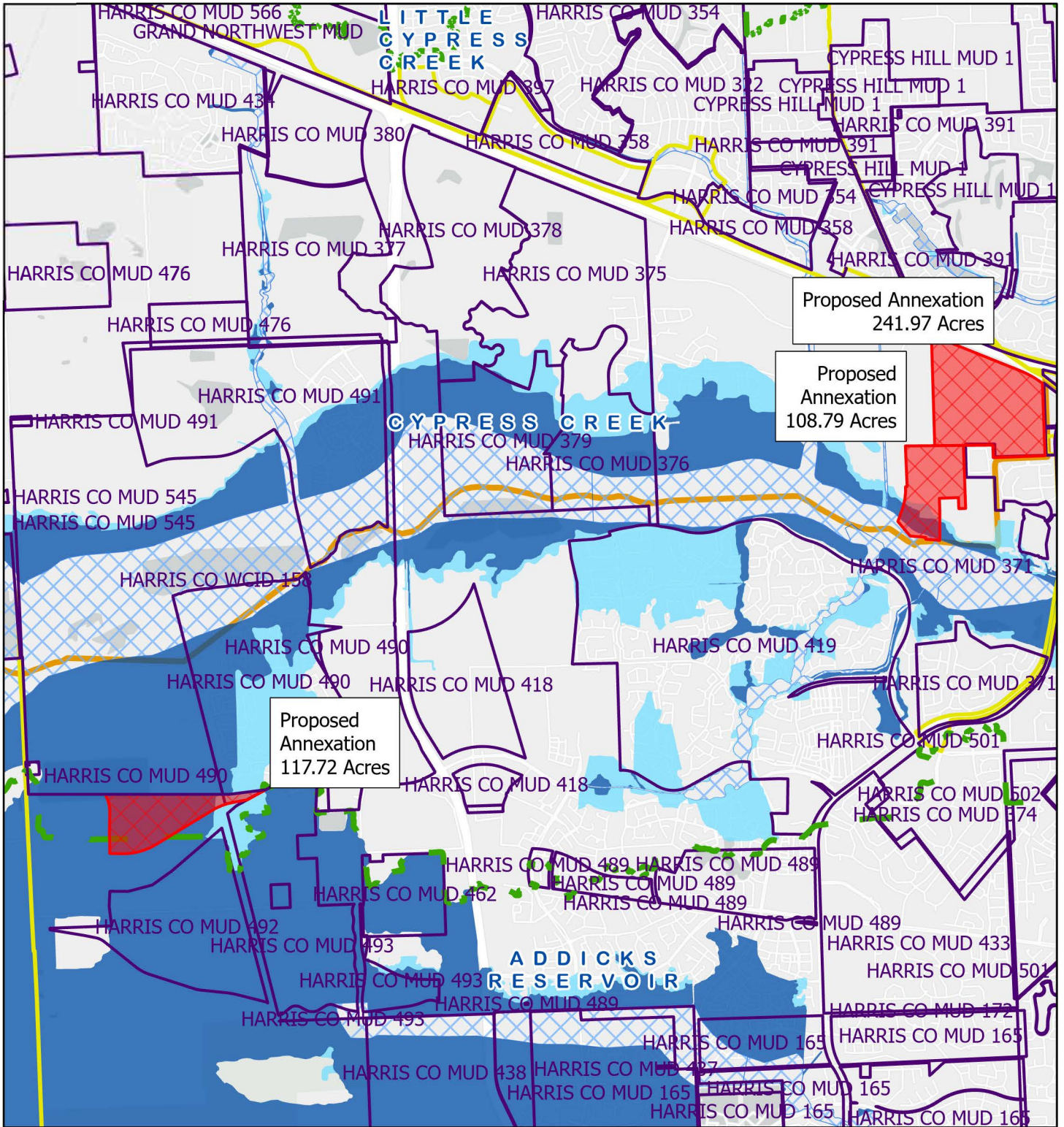


# VICINITY MAP

N.T.S.

KEY MAP 365 P,T & 366 C,D,G,H






# Harris County Water Control Improvement District No. 158 (468.48 acres)

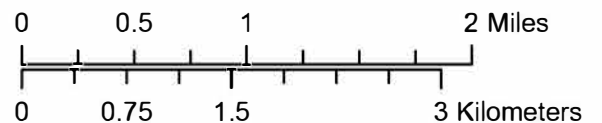


8/21/2024 10:00 AM

1:54,083

-  Watersheds
-  Texas Senate Districts
-  Texas House Districts
- Flood Hazard Zones**
-  100 Year Floodplain

-  500 Year Floodplain
-  Floodway
-  City Limits
-  Council Districts
-  Existing District







## CITY OF HOUSTON - CITY COUNCIL

Meeting Date: 10/8/2024

District B

Item Creation Date: 9/10/2024

### HPW20DLT25/HIRSCH: LAURA KOPPE TO CROSSTIMBERS PAVING AND DRAINAGE IMPROVEMENTS PROJECT

Agenda Item#: 36.

#### **Summary:**

ORDINANCE finding and determining public convenience and necessity for the acquisition of real property interests in connection with the public improvement project known as the Hirsch: Laura Koppe to Crosstimbers Paving and Drainage Improvements Project; authorizing the acquisition of fee simple or easement interest to one parcel of land required for the project and situated in the William P. Harris & Robert Willson survey, Abstract No. 32, in Harris County, Texas, said parcel of land being located along Hirsch Road in the City of Houston, by gift, dedication, purchase and the use of eminent domain and further authorizing payment of the costs of such purchases and/or eminent domain proceedings and associated costs for relocation assistance, appraisal fees, title policies/services, recording fees, court costs, and expert witness fees in connection with the acquisition of fee simple or easement interest to one parcel of land required for the Project  
**- DISTRICT B - JACKSON**

#### **Background:**

**SUBJECT:** An ordinance for the HIRSCH: LAURA KOPPE TO CROSSTIMBERS PAVING AND DRAINAGE IMPROVEMENTS PROJECT be passed approving and authorizing the acquisition of parcels by dedication, purchase, or condemnation.

**RECOMMENDATION:** (Summary) An ordinance for the HIRSCH: LAURA KOPPE TO CROSSTIMBERS PAVING AND DRAINAGE IMPROVEMENTS PROJECT be passed approving and authorizing the acquisition of parcels by dedication, purchase, or condemnation.

**SPECIFIC EXPLANATION:** Houston Public Works is requesting that an ordinance for the HIRSCH: LAURA KOPPE TO CROSSTIMBERS PAVING AND DRAINAGE IMPROVEMENTS PROJECT be passed approving and authorizing the acquisition of parcels by dedication, purchase, or condemnation.

The HIRSCH: LAURA KOPPE TO CROSSTIMBERS PAVING AND DRAINAGE IMPROVEMENTS PROJECT upgrades storm water and wastewater lines as needed. This project will be designed and constructed to improve traffic circulation, drainage and safety in the service area.

This action authorizes payment for costs of land purchases/condemnations, relocation assistance

expenses, appraisal fees, title policies/services, recording fees and other acquisition costs in connection with negotiations to settle purchases; finds a public necessity for the project; and approves and authorizes the condemnation of the land and improvements thereon. If negotiations to acquire the property cannot be concluded as a dedication or purchase or for any reason for which acquisition by condemnation is warranted, this action authorizes the City Attorney to file or cause Eminent Domain proceedings to be filed and acquire land, rights-of-way and/or easements for said purposes and authorizes payment for the Award of Special Commissioners and court costs associated with condemnation proceedings. Parcels with a consideration that exceeds the spending authority threshold set by state law will be submitted to City Council as they are finalized. This will expedite the process of acquiring land, rights-of-way and/or easements in support of the HIRSCH: LAURA KOPPE TO CROSSTIMBERS PAVING AND DRAINAGE IMPROVEMENTS PROJECT.

**FISCAL NOTE:** No significant Fiscal Operating impact is anticipated as a result of this project.

---

Randall V. Macchi  
 Chief Operating Officer  
 Houston Public Works

N-100024-0001-2

**Prior Council Action:**

Ordinance 2023-0175, passed March 8, 2023

**Amount and Source of Funding:**

No additional funding required. (Funds were appropriated under Ordinance 2023-0175)

**Contact Information:**

| <b>Name</b>                            | <b>Service Line</b>                   | <b>Contact No.</b> |
|--|---------------------------------------|--------------------|
| Roberto Medina, Interim Chief of Staff | DO-HPW Government Relations           | 832.395.2456       |
| Maria Perez, HPW Agenda Coordinator    | DO-HPW Government Relations           | 832.395.2282       |
| Addie Jackson, Assistant Director      | Capital Projects-Real Estate Services | 832.395.3164       |

**ATTACHMENTS:**

**Description**

Signed Coversheet  
 Location Map

**Type**

Signed Cover sheet  
 Backup Material



**CITY OF HOUSTON - CITY COUNCIL**

Meeting Date:

District B

Item Creation Date: 9/10/2024

**HPW20DLT25/HIRSCH: LAURA KOPPE TO CROSSTIMBERS PAVING AND DRAINAGE IMPROVEMENTS PROJECT**

Agenda Item#:

**Background:**

**SUBJECT:** An ordinance for the HIRSCH: LAURA KOPPE TO CROSSTIMBERS PAVING AND DRAINAGE IMPROVEMENTS PROJECT be passed approving and authorizing the acquisition of parcels by dedication, purchase, or condemnation.

**RECOMMENDATION:** (Summary) An ordinance for the HIRSCH: LAURA KOPPE TO CROSSTIMBERS PAVING AND DRAINAGE IMPROVEMENTS PROJECT be passed approving and authorizing the acquisition of parcels by dedication, purchase, or condemnation.


**SPECIFIC EXPLANATION:** Houston Public Works is requesting that an ordinance for the HIRSCH: LAURA KOPPE TO CROSSTIMBERS PAVING AND DRAINAGE IMPROVEMENTS PROJECT be passed approving and authorizing the acquisition of parcels by dedication, purchase, or condemnation.

The HIRSCH: LAURA KOPPE TO CROSSTIMBERS PAVING AND DRAINAGE IMPROVEMENTS PROJECT upgrades storm water and wastewater lines as needed. This project will be designed and constructed to improve traffic circulation, drainage and safety in the service area.

This action authorizes payment for costs of land purchases/condemnations, relocation assistance expenses, appraisal fees, title policies/services, recording fees and other acquisition costs in connection with negotiations to settle purchases; finds a public necessity for the project; and approves and authorizes the condemnation of the land and improvements thereon. If negotiations to acquire the property cannot be concluded as a dedication or purchase or for any reason for which acquisition by condemnation is warranted, this action authorizes the City Attorney to file or cause Eminent Domain proceedings to be filed and acquire land, rights-of-way and/or easements for said purposes and authorizes payment for the Award of Special Commissioners and court costs associated with condemnation proceedings. Parcels with a consideration that exceeds the spending authority threshold set by state law will be submitted to City Council as they are finalized. This will expedite the process of acquiring land, rights-of-way and/or easements in support of the HIRSCH: LAURA KOPPE TO CROSSTIMBERS PAVING AND DRAINAGE IMPROVEMENTS PROJECT.

**FISCAL NOTE:** No significant Fiscal Operating impact is anticipated as a result of this project.

DocuSigned by:

 9/18/2024  
BE463EF0DF454EB...

Randall V. Macchi  
Chief Operating Officer  
Houston Public Works

N-100024-0001-2

**Prior Council Action:**

Ordinance 2023-0175, passed March 8, 2023

**Amount and Source of Funding:**

No additional funding required. (Funds were appropriated under Ordinance 2023-0175)

**Contact Information:**

| Name                                   | Service Line                          | Contact No.  |
|--|---------------------------------------|--------------|
| Roberto Medina, Interim Chief of Staff | DO-HPW Government Relations           | 832.395.2456 |
| Maria Perez, HPW Agenda Coordinator    | DO-HPW Government Relations           | 832.395.2282 |
| Addie Jackson, Assistant Director      | Capital Projects-Real Estate Services | 832.395.3164 |

**ATTACHMENTS:**

**Description**

Location Map

Metes and Bounds and Surveys

Ordinance 2023-0175 w/cover sheet

**Type**

Backup Material

Backup Material

Backup Material

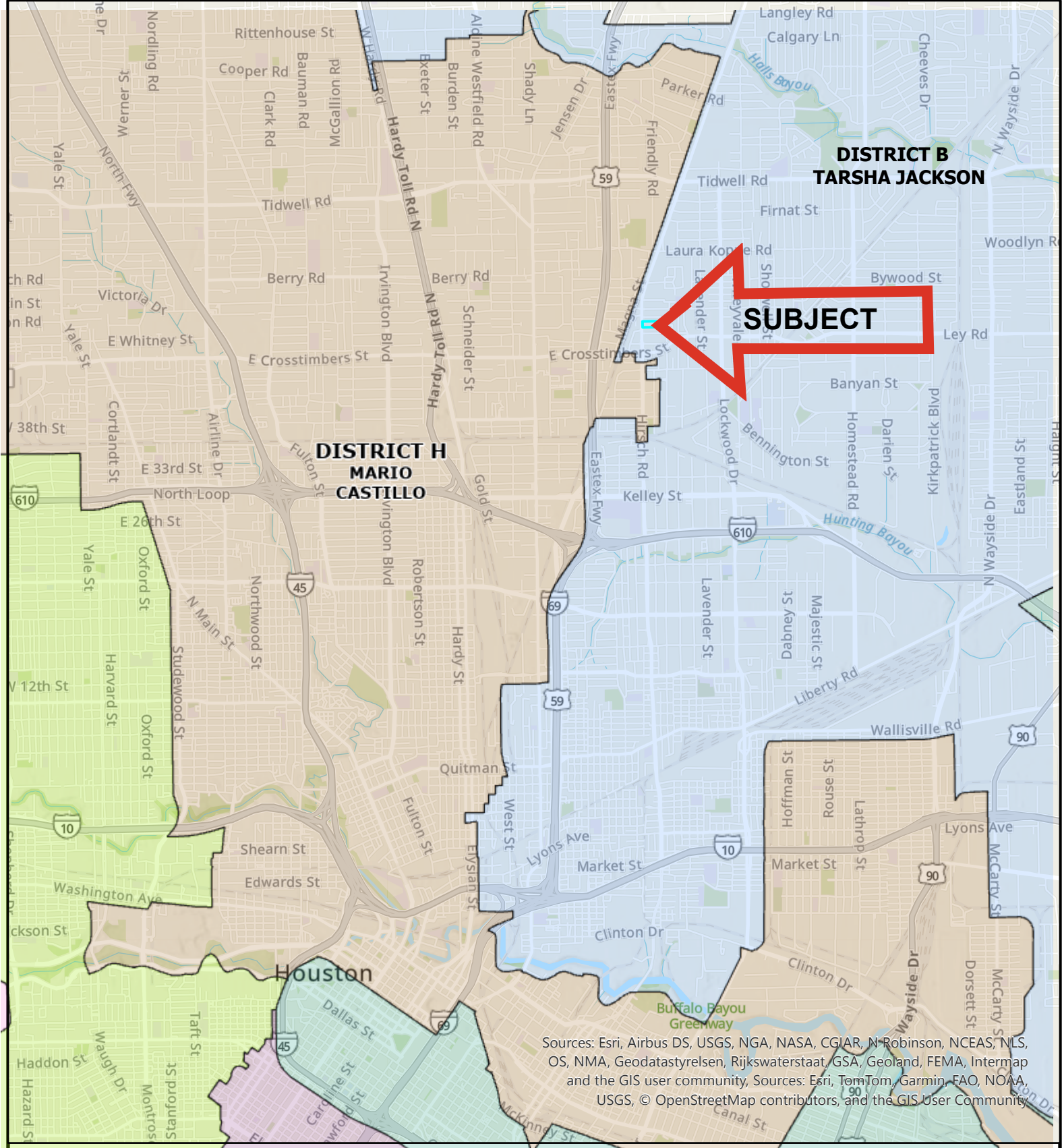
# LOCATION MAP

Description: Hirsch: Laura Koppe to Crosstimbers Paving and Drainage Improvements Project

WBS N-100024-0001-2; Parcel LY24-017; Council District B; Key Map 454K

Subject Address: 7904 Hirsch Road, Houston, TX 77016

Prepared by: City of Houston, 611 Walker, 19th Floor, Houston, TX



**DISTRICT B  
TARSHA JACKSON**

**SUBJECT**

**DISTRICT H  
MARIO CASTILLO**

Sources: Esri, Airbus DS, USGS, NGA, NASA, CGIAR, N- Robinson, NCEAS, NLS, OS, NMA, Geodastystyrelsen, Rijkswaterstaat, GSA, Geoland, FEMA, Intermap and the GIS user community, Sources: Esri, TomTom, Garmin, FAO, NOAA, USGS, © OpenStreetMap contributors, and the GIS User Community



Disclaimer Statement: Geospatial or map data maintained by the Houston Public Works are for informational purposes and may not have been prepared for or be suitable for legal, engineering, or surveying purposes. It does not represent an on-the-ground survey and only represents the approximate location of property boundaries.



## CITY OF HOUSTON - CITY COUNCIL

Meeting Date: 10/8/2024

District C

Item Creation Date: 7/23/2024

HPW20ET10278/Abandonment and sale of a Storm Sewer Easement being out of and a part of Restricted Reserve "B", Wells Fargo Waugh/SY24-022

Agenda Item#: 37.

### **Summary:**

ORDINANCE finding and determining that public convenience and necessity no longer require the continued use of a 20 foot-wide storm sewer easement, being out of and a part of Restricted Reserve "B," Wells Fargo Waugh, situated in the Obediance Smith League, Abstract No. 696, Harris County, Texas; abandoning said easement to the abutting property owner, in consideration of its payment to the City in the amount of \$209,633.00, and other good and valuable consideration -

### **DISTRICT C - KAMIN**

### **Background:**

**SUBJECT:** Ordinance authorizing the abandonment and sale of a 20-foot-wide storm sewer easement being out of and a part of Restricted Reserve "B", Wells Fargo Waugh, out of Obediance Smith League, A-696. **Parcel SY24-022**

**RECOMMENDATION:** It is recommended City Council approve an ordinance authorizing the abandonment and sale of a 20-foot-wide storm sewer easement being out of and a part of Restricted Reserve "B", Wells Fargo Waugh, out of Obediance Smith League, A-696, in exchange for a consideration of \$209,633.00. **Parcel SY24-022**

### **SPECIFIC EXPLANATION:**

Wells Fargo Bank, National Association, requested the abandonment and sale of a 20-foot-wide storm sewer easement being out of and a part of Restricted Reserve "B", Wells Fargo Waugh, out of Obediance Smith League, A-696. The applicant plans to construct a new bank building over the existing storm sewer easement. The Joint Referral Committee reviewed and approved the request.

Wells Fargo Bank, National Association has completed the transaction requirements, has accepted the City's offer and has rendered payment in full.

The City will abandon and sell to Wells Fargo Bank, National Association:

### **Parcel SY24-022**

|  |              |
|--|--------------|
| 3993 square feet of storm sewer easement | \$209,633.00 |
| Valued at \$105.00 per square foot x 50% |              |

**TOTAL ABANDONMENT AND SALE**

**\$209,633.00**

Therefore, it is recommended City Council approve an ordinance authorizing the abandonment and sale of a 20-foot-wide storm sewer easement being out of and a part of Restricted Reserve "B", Wells Fargo Waugh, out of Obediance Smith League, A-696, in exchange for a consideration of \$209,633.00.

**FISCAL NOTE:** Revenue for this item is included in the FY2025 Adopted Budget. Therefore, no Fiscal Note is required as stated in the Financial Policies.

---

Randall V. Macchi  
Chief Operating Officer  
Houston Public Works

**Amount and Source of Funding:**

REVENUE  
Fund 1000  
General Fund

**Contact Information:**

| <b>Name</b>                                | <b>Service Line</b>                   | <b>Contact No.</b> |
|--|---------------------------------------|--------------------|
| Roberto Medina, Interim Chief of Staff     | DO-HPW Government Relations           | 832.395.2456       |
| Maria Perez, HPW Agenda Coordinator        | DO-HPW Government Relations           | 832.395.2282       |
| Addie L. Jackson, Esq., Assistant Director | Capital Projects-Real Estate Services | 832.395.3164       |

**ATTACHMENTS:**

**Description**

Signed Coversheet  
Parcel Map  
Aerial Map

**Type**

Signed Cover sheet  
Backup Material  
Backup Material



**CITY OF HOUSTON - CITY COUNCIL**

Meeting Date:

District C

Item Creation Date: 7/23/2024

HPW20ET10278/Abandonment and sale of a Storm Sewer Easement being out of and a part of Restricted Reserve "B", Wells Fargo Waugh/SY24-022

Agenda Item#:

**Background:**

**SUBJECT:** Ordinance authorizing the abandonment and sale of a 20-foot-wide storm sewer easement being out of and a part of Restricted Reserve "B", Wells Fargo Waugh, out of Obediance Smith League, A-696. **Parcel SY24-022**

**RECOMMENDATION:** It is recommended City Council approve an ordinance authorizing the abandonment and sale of a 20-foot-wide storm sewer easement being out of and a part of Restricted Reserve "B", Wells Fargo Waugh, out of Obediance Smith League, A-696, in exchange for a consideration of \$209,633.00. **Parcel SY24-022**

**SPECIFIC EXPLANATION:**

Wells Fargo Bank, National Association, requested the abandonment and sale of a 20-foot-wide storm sewer easement being out of and a part of Restricted Reserve "B", Wells Fargo Waugh, out of Obediance Smith League, A-696. The applicant plans to construct a new bank building over the existing storm sewer easement. The Joint Referral Committee reviewed and approved the request.

Wells Fargo Bank, National Association has completed the transaction requirements, has accepted the City's offer and has rendered payment in full.

The City will abandon and sell to Wells Fargo Bank, National Association:


**Parcel SY24-022**

3993 square feet of storm sewer easement                      \$209,633.00  
Valued at \$105.00 per square foot x 50%

**TOTAL ABANDONMENT AND SALE                      \$209,633.00**

Therefore, it is recommended City Council approve an ordinance authorizing the abandonment and sale of a 20-foot-wide storm sewer easement being out of and a part of Restricted Reserve "B", Wells Fargo Waugh, out of Obediance Smith League, A-696, in exchange for a consideration of \$209,633.00.

**FISCAL NOTE:** Revenue for this item is included in the FY2025 Adopted Budget. Therefore, no Fiscal Note is required as stated in the Financial Policies.

DocuSigned by:  
 9/18/2024  
BE463EF0DF454EB...

Randall V. Macchi  
Chief Operating Officer  
Houston Public Works

**Amount and Source of Funding:**

REVENUE  
Fund 1000  
General Fund



**Contact Information:**

| <b>Name</b>                                | <b>Service Line</b>                   | <b>Contact No.</b> |
|--|---------------------------------------|--------------------|
| Roberto Medina, Interim Chief of Staff     | DO-HPW Government Relations           | 832.395.2456       |
| Maria Perez, HPW Agenda Coordinator        | DO-HPW Government Relations           | 832.395.2282       |
| Addie L. Jackson, Esq., Assistant Director | Capital Projects-Real Estate Services | 832.395.3164       |

**ATTACHMENTS:**

**Description**

Parcel Map  
Aerial Map  
Attachment A

**Type**

Backup Material  
Backup Material  
Financial Information

Ordinance authorizing the abandonment and sale of a 20-foot-wide storm sewer easement being out of and a part of Restricted Reserve "B", Wells Fargo Waugh, out of Obedience Smith League, A-696. Parcel SY24-022

# Parcel Map

Key Map:  
492R

Storm Sewer Easement  
to be abandoned

Subject Property: Wells  
Fargo

DISTRICT C  
ABBIE KAMIN

### Legend

Subject Tract

Storm Sewer Abandonment

Sources: Esri, Airbus DS, USGS, NGA, NASA, CGIAR, N Robinson, NCEAS, NLS, Rijkswaterstaat, GSA, Geoland, FEMA, Intermap and the GIS user community, Source NOAA, USGS, © OpenStreetMap contributors,

Ordinance authorizing the abandonment and sale of a 20-foot-wide storm sewer easement being out of and a part of Restricted Reserve "B", Wells Fargo Waugh, out of Obedience Smith League, A-696. Parcel SY24-022



# Aerial

Key Map:  
492R

DISTRICT C  
ABBIE KAMIN


Storm Sewer Easement  
to be abandoned


Subject Property: Wells  
Fargo

West Pierce Street

West Gray Street

**Legend**

Subject Tract 

Storm Sewer Abandonment 



## CITY OF HOUSTON - CITY COUNCIL

Meeting Date: 10/8/2024

District E

Item Creation Date: 9/4/2024

### HPW20LTW03/315 Coveview Roadside Ditch Improvements Project

Agenda Item#: 38.

#### **Summary:**

ORDINANCE finding and determining public convenience and necessity for the acquisition of real property interests in connection with the public improvement project known as the 315 Coveview Roadside Ditch Improvements Project; authorizing the acquisition of fee simple or easement interest to one parcel of land required for the project and situated in the F. Rankin Survey, Abstract No. 57, Harris County, Texas, and being Situated on Fairlake Lane near Covecrest Drive in the City of Houston, by gift, dedication, purchase and the use of eminent domain and further authorizing payment of the costs of such purchases and/or eminent domain proceedings and associated costs for relocation assistance, appraisal fees, title policies/services, recording fees, court costs, and expert witness fees in connection with the acquisition of fee simple or easement interest to one parcel of land required for the project

#### **Background:**

**SUBJECT:** An ordinance for the 315 COVEVIEW ROADSIDE DITCH IMPROVEMENTS PROJECT be passed approving and authorizing the acquisition of parcels by dedication, purchase, or condemnation.

**RECOMMENDATION:** (Summary) An ordinance for the 315 COVEVIEW ROADSIDE DITCH IMPROVEMENTS PROJECT be passed approving and authorizing the acquisition of parcels by dedication, purchase, or condemnation.

**SPECIFIC EXPLANATION:** Houston Public Works is requesting that an ordinance for the 315 COVEVIEW ROADSIDE DITCH IMPROVEMENTS PROJECT be passed approving and authorizing the acquisition of parcels by dedication, purchase, or condemnation.

315 COVEVIEW ROADSIDE DITCH IMPROVEMENTS PROJECT (the "Project") provides for professional engineering services and construction to address necessary local storm water drainage system improvements citywide. It also addresses certain large-scale storm water drainage system construction repairs. The project is required to investigate and resolve existing localized storm water drainage problems reported by citizens.

This action authorizes payment for costs of land purchases/condemnations, relocation assistance expenses, appraisal fees, title policies/services, recording fees and other acquisition costs in connection with negotiations to settle purchases; finds a public necessity for the project; and

approves and authorizes the condemnation of the land and improvements thereon.

If negotiations to acquire the property cannot be concluded as a dedication or purchase or for any reason for which acquisition by condemnation is warranted, this action authorizes the City Attorney to file or cause Eminent Domain proceedings to be filed and acquire land, rights-of-way and/or easements for said purposes and authorizes payment for the Award of Special Commissioners and court costs associated with condemnation proceedings. Parcels with a consideration that exceeds the spending authority threshold set by State law will be submitted to City Council as they are finalized. This will expedite the process of acquiring land, rights-of-way and/or easements in support of the 315 COVEVIEW ROADSIDE DITCH IMPROVEMENTS PROJECT.

**FISCAL NOTE:** No significant Fiscal Operating impact is anticipated as a result of this project.

---

Randall V. Macchi  
Chief Operating Officer  
Houston Public Works

M-MAO126-1701-2

**Prior Council Action:**

Ordinance 2023-0175, passed March 8, 2023

**Amount and Source of Funding:**

No additional funding required. (Funds were appropriated under Ordinance 2023-0175)

**Contact Information:**

| <b>Name</b>                            | <b>Service Line</b>                   | <b>Contact No.</b> |
|--|---------------------------------------|--------------------|
| Roberto Medina, Interim Chief of Staff | DO-HPW Government Relations           | 832.395.2456       |
| Maria Perez, HPW Agenda Coordinator    | DO-HPW Government Relations           | 832.395.2282       |
| Addie Jackson, Assistant Director      | Capital Projects-Real Estate Services | 832.395.3164       |

**ATTACHMENTS:**

**Description**

Signed Coversheet  
Location Map

**Type**

Signed Cover sheet  
Backup Material



**CITY OF HOUSTON - CITY COUNCIL**

Meeting Date:

District E

Item Creation Date: 9/4/2024

HPW20LTW03/315 Coveview Roadside Ditch Improvements Project

Agenda Item#:

**Background:**

**SUBJECT:** An ordinance for the 315 COVEVIEW ROADSIDE DITCH IMPROVEMENTS PROJECT be passed approving and authorizing the acquisition of parcels by dedication, purchase, or condemnation.

**RECOMMENDATION:** (Summary) An ordinance for the 315 COVEVIEW ROADSIDE DITCH IMPROVEMENTS PROJECT be passed approving and authorizing the acquisition of parcels by dedication, purchase, or condemnation.


**SPECIFIC EXPLANATION:** Houston Public Works is requesting that an ordinance for the 315 COVEVIEW ROADSIDE DITCH IMPROVEMENTS PROJECT be passed approving and authorizing the acquisition of parcels by dedication, purchase, or condemnation.

315 COVEVIEW ROADSIDE DITCH IMPROVEMENTS PROJECT (the "Project") provides for professional engineering services and construction to address necessary local storm water drainage system improvements citywide. It also addresses certain large-scale storm water drainage system construction repairs. The project is required to investigate and resolve existing localized storm water drainage problems reported by citizens.

This action authorizes payment for costs of land purchases/condemnations, relocation assistance expenses, appraisal fees, title policies/services, recording fees and other acquisition costs in connection with negotiations to settle purchases; finds a public necessity for the project; and approves and authorizes the condemnation of the land and improvements thereon.

If negotiations to acquire the property cannot be concluded as a dedication or purchase or for any reason for which acquisition by condemnation is warranted, this action authorizes the City Attorney to file or cause Eminent Domain proceedings to be filed and acquire land, rights-of-way and/or easements for said purposes and authorizes payment for the Award of Special Commissioners and court costs associated with condemnation proceedings. Parcels with a consideration that exceeds the spending authority threshold set by State law will be submitted to City Council as they are finalized. This will expedite the process of acquiring land, rights-of-way and/or easements in support of the 315 COVEVIEW ROADSIDE DITCH IMPROVEMENTS PROJECT.

**FISCAL NOTE:** No significant Fiscal Operating impact is anticipated as a result of this project.

DocuSigned by:  
  
 9/18/2024  
 BE463EF0DF454EB

Randall V. Macchi  
 Chief Operating Officer  
 Houston Public Works

M-MAO126-1701-2

**Prior Council Action:**

Ordinance 2023-0175, passed March 8, 2023

**Amount and Source of Funding:**

No additional funding required. (Funds were appropriated under Ordinance 2023-0175)

**Contact Information:**

| Name                                   | Service Line                          | Contact No.  |
|--|---------------------------------------|--------------|
| Roberto Medina, Interim Chief of Staff | DO-HPW Government Relations           | 832.395.2456 |
| Maria Perez, HPW Agenda Coordinator    | DO-HPW Government Relations           | 832.395.2282 |
| Addie Jackson, Assistant Director      | Capital Projects-Real Estate Services | 832.395.3164 |

**ATTACHMENTS:**

**Description**

Location Map

Metes and Bounds and Surveys

Ordinance 2023-0175 w/cover sheet

**Type**

Backup Material

Backup Material

Backup Material

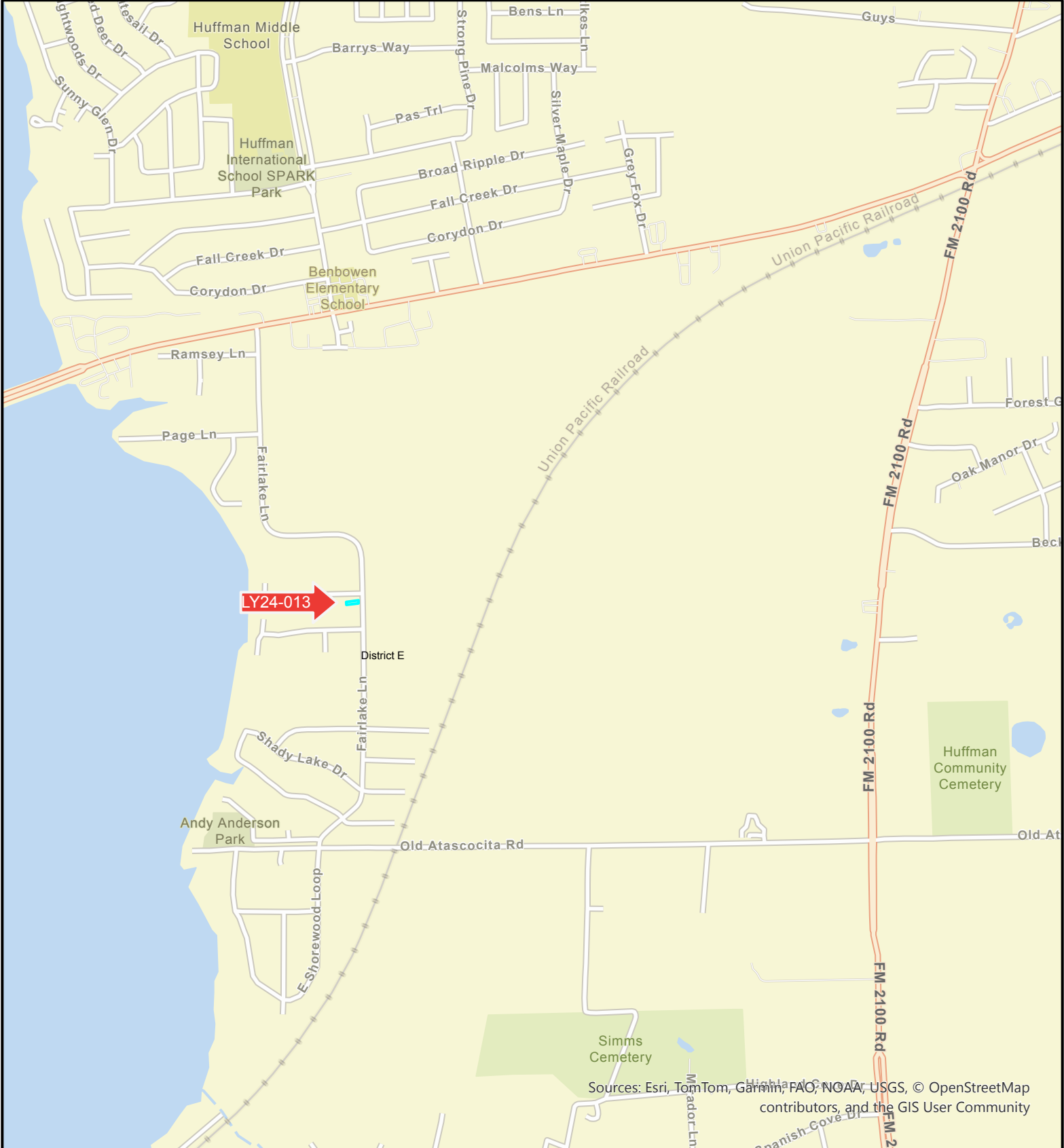
# LOCATION MAP

Description: 315 Coveview Roadside Ditch Improvements Project

WBS M-MAO126-1701-2; Parcel: LY24-013; Council District E; Key Map 338V

Subject Address: 315 Coveview Drive, Houston TX, 77336

Prepared by: City of Houston, 611 Walker, 19th Floor, Houston, TX



Sources: Esri, TomTom, Garmin, FAO, NOAA, USGS, © OpenStreetMap contributors, and the GIS User Community



Disclaimer Statement: Geospatial or map data maintained by the Houston Public Works are for informational purposes and may not have been prepared for or be suitable for legal, engineering, or surveying purposes. It does not represent an on-the-ground survey and only represents the approximate location of property boundaries.





## CITY OF HOUSTON - CITY COUNCIL

Meeting Date: 10/8/2024

District E

Item Creation Date: 3/12/2024

HPW –20FAC2437 PES / Pape-Dawson Consulting Engineers,  
LLC

Agenda Item#: 39.

### **Summary:**

ORDINANCE appropriating \$3,360,742.18 out of Water & Sewer System Consolidated Construction Fund; approving and authorizing Professional Engineering Services Contract between the City of Houston and **PAPE-DAWSON CONSULTING ENGINEERS, LLC** for Lift Station Rehabilitation and Reconstruction Design FEMA-CD (Woodland Ridge Lift Station, Ben's Branch Lift Station, Elmwood Hills Lift Station, Trail River Lift Station, Forest Shores Lift Station, Riverlawn Lift Station); providing funding for CIP Cost Recovery relating to construction of facilities financed by the Water & Sewer System Consolidated Construction Fund - **DISTRICT E - FLICKINGER**

### **Background:**

**SUBJECT:** Professional Engineering Services Contract between the City and Pape-Dawson Consulting Engineers, LLC for Lift Station Rehabilitation and Reconstruction Design FEMA - CD (Woodland Ridge Lift Station, Ben's Branch Lift Station, Elmwood Hills Lift Station, Trail River Lift Station, Forest Shores Lift Station, Riverlawn Lift Station).

**RECOMMENDATION:** An ordinance approving a Professional Engineering Services Contract with Pape-Dawson Consulting Engineers, LLC for Lift Station Rehabilitation and Reconstruction Design FEMA - CD (Woodland Ridge Lift Station, Ben's Branch Lift Station, Elmwood Hills Lift Station, Trail River Lift Station, Forest Shores Lift Station, Riverlawn Lift Station).

**PROJECT NOTICE/JUSTIFICATION:** This project is part of the City's ongoing program to rehabilitate, reconstruct and design its wastewater lift station facilities.

The work to be performed under this contract award is necessary to maintain compliance with Houston's wastewater consent decree with the EPA and TCEQ.

**DESCRIPTION/SCOPE:** This project consists of the design of electrical, mechanical, structure, process, and piping improvements at various lift stations throughout the City.

### **LOCATION:**

| PROJECT NAME                | LOCATION                    | COUNCIL DISTRICT |
|-----------------------------|-----------------------------|------------------|
| Ben's Branch Lift Station   | 2423 West Lake Houston Pkwy | E                |
| Elmwood Lift Station        | 5938 Elmwood Hill Lane      | E                |
| Forest Shores Lift Station  | 2714 Royal Circle Drive     | E                |
| Riverlawn Lift Station      | 3326 Riverlawn Drive        | E                |
| Trail River Lift Station    | 2100 Trail River Drive      | E                |
| Woodland Ridge Lift Station | 2603 Woodland Ridge Drive   | E                |

**SCOPE OF CONTRACT AND FEE:** Under the scope of the Contract, the Consultant will perform Phase I - Preliminary Design, Phase II – Final Design, Phase III - Construction Phase Services and Additional Services. Basic Services Fee for Phase I is based on the cost of time and materials with a not-to-exceed agreed upon amount. The Basic Services Fees for Phase II and Phase III are based on a negotiated lump sum amount. The total Basic Services appropriation is \$2,474,659.84.

The Contract also includes certain Additional Services to be paid either as a lump sum or on a reimbursable basis. The total Additional Services appropriation is \$726,047.00.

The negotiated maximum for Phase I Services is \$496,008.54.

The total cost of this project is \$3,360,742.18 to be appropriated as follows: \$3,200,706.84 for Contract services and \$160,035.34 for CIP Cost Recovery.

**PAY OR PLAY PROGRAM:** The proposed contract requires compliance with the City’s ‘Pay or Play’ ordinance regarding health benefits for employees of City contractors. In this case, the Consultant provides health benefits to eligible employees in compliance with City policy.

**M/WBE PARTICIPATION:** The M/WBE goal for the project is 26.00%. The Consultant has proposed the following firms to achieve this goal.

| <u>Name of Firms</u>   | <u>Work Description</u>         | <u>Amount</u>       | <u>% of Total Contract</u> |
|--|---------------------------------|---------------------|----------------------------|
| 1. Gupta & Associates, Inc.  | Electrical Engineering Services | \$463,640.00        | 14.49%                     |
| 2. V&A Consulting Engineers, Inc.  | Engineers Services              | \$173,729.92        | 5.43%                      |
| 3. WJ International Environmental Services, Inc. DBA WJ Environmental Services | Engineering Consulting Services | \$128,760.00        | 4.02%                      |
| 4. Associated Testing Laboratories, Inc.                                       | Testing Laboratories            | \$ 65,970.00        | 2.06%                      |
| <b>TOTAL</b>   |                                 | <b>\$832,099.92</b> | <b>26.00%</b>              |

**FISCAL NOTE:** No significant Fiscal Operating impact is anticipated as a result of this project.

\_\_\_\_\_  
 Randall V. Macchi, Chief Operating Officer  
 Houston Public Works

WBS No. R-000267-0180-3

**Amount and Source of Funding:**

\$3,360,742.18 - Fund No. 8500 – Water and Sewer System Consolidated Construction

**Contact Information:**

| <u>Name</u>                      | <u>Service Line</u> | <u>Contact No.</u> |
|----------------------------------|---------------------|--------------------|
| Roberto Medina, Interim Chief of | DO-HPW Government   | 832.395.2456       |

| Staff  | Relations                    |              |
|--|------------------------------|--------------|
| Maria Perez, HPW Agenda Coordinator              | DO-HPW Government Relations  | 832.395.2282 |
| Markos E. Mengesha P.E., CCM, Assistant Director | Facilities/ Capital Projects | 832.395.2365 |

**ATTACHMENTS:**

**Description**

Signed Coversheet

**Type**

Signed Cover sheet



**CITY OF HOUSTON - CITY COUNCIL**

Meeting Date:

District E

Item Creation Date: 3/12/2024

HPW –20FAC2437 PES / Pape-Dawson Consulting Engineers, LLC

Agenda Item#:

**Background:**

**SUBJECT:** Professional Engineering Services Contract between the City and Pape-Dawson Consulting Engineers, LLC for Lift Station Rehabilitation and Reconstruction Design FEMA - CD (Woodland Ridge Lift Station, Ben's Branch Lift Station, Elmwood Hills Lift Station, Trail River Lift Station, Forest Shores Lift Station, Riverlawn Lift Station).

**RECOMMENDATION:** An ordinance approving a Professional Engineering Services Contract with Pape-Dawson Consulting Engineers, LLC for Lift Station Rehabilitation and Reconstruction Design FEMA - CD (Woodland Ridge Lift Station, Ben's Branch Lift Station, Elmwood Hills Lift Station, Trail River Lift Station, Forest Shores Lift Station, Riverlawn Lift Station).

**PROJECT NOTICE/JUSTIFICATION:** This project is part of the City's ongoing program to rehabilitate, reconstruct and design its wastewater lift station facilities.

The work to be performed under this contract award is necessary to maintain compliance with Houston's wastewater consent decree with the EPA and TCEQ.

**DESCRIPTION/SCOPE:** This project consists of the design of electrical, mechanical, structure, process, and piping improvements at various lift stations throughout the City.

**LOCATION:**

| PROJECT NAME                | LOCATION                    | COUNCIL DISTRICT |
|-----------------------------|-----------------------------|------------------|
| Ben's Branch Lift Station   | 2423 West Lake Houston Pkwy | E                |
| Elmwood Lift Station        | 5938 Elmwood Hill Lane      | E                |
| Forest Shores Lift Station  | 2714 Royal Circle Drive     | E                |
| Riverlawn Lift Station      | 3326 Riverlawn Drive        | E                |
| Trail River Lift Station    | 2100 Trail River Drive      | E                |
| Woodland Ridge Lift Station | 2603 Woodland Ridge Drive   | E                |

**SCOPE OF CONTRACT AND FEE:** Under the scope of the Contract, the Consultant will perform Phase I - Preliminary Design, Phase II – Final Design, Phase III - Construction Phase Services and Additional Services. Basic Services Fee for Phase I is based on the cost of time and materials with a not-to-exceed agreed upon amount. The Basic Services Fees for Phase II and Phase III are based on a negotiated lump sum amount. The total Basic Services appropriation is \$2,474,659.84.

The Contract also includes certain Additional Services to be paid either as a lump sum or on a reimbursable basis. The total Additional Services appropriation is \$726,047.00.

The negotiated maximum for Phase I Services is \$496,008.54.

The total cost of this project is \$3,360,742.18 to be appropriated as follows: \$3,200,706.84 for Contract services and \$160,035.34 for CIP Cost Recovery.

**PAY OR PLAY PROGRAM:** The proposed contract requires compliance with the City's 'Pay or Play' ordinance regarding health benefits for employees of City contractors. In this case, the Consultant provides health benefits to eligible employees in compliance with City policy.

**M/WBE PARTICIPATION:** The M/WBE goal for the project is 26.00%. The Consultant has proposed the following firms to achieve this goal.

| Name of Firms                     | Work Description                | Amount       | % of Total Contract |
|-----------------------------------|---------------------------------|--------------|---------------------|
| 1. Gupta & Associates, Inc.       | Electrical Engineering Services | \$463,640.00 | 14.49%              |
| 2. V&A Consulting Engineers, Inc. | Engineers Services              | \$173,729.92 | 5.43%               |
| 3. WJ International               | Engineering                     | \$128,760.00 | 4.02%               |

|  |                      |              |        |
|--|----------------------|--------------|--------|
| Environmental Services, Inc. DBA WJ Environmental Services | Consulting Services  |              |        |
| 4. Associated Testing Laboratories, Inc.                   | Testing Laboratories | \$ 65,970.00 | 2.06%  |
| <b>TOTAL</b>   |                      | \$832,099.92 | 26.00% |

**FISCAL NOTE:** No significant Fiscal Operating impact is anticipated as a result of this project.

DocuSigned by:

 9/26/2024

BE463EE0DF454EB

Randall V. Macchi, Chief Operating Officer  
Houston Public Works

WBS No. R-000267-0180-3

**Amount and Source of Funding:**

\$3,360,742.18 - Fund No. 8500 – Water and Sewer System Consolidated Construction

**Contact Information:**

| Name   | Service Line                 | Contact No.  |
|--|------------------------------|--------------|
| Roberto Medina, Interim Chief of Staff           | DO-HPW Government Relations  | 832.395.2456 |
| Maria Perez, HPW Agenda Coordinator              | DO-HPW Government Relations  | 832.395.2282 |
| Markos E. Mengesha P.E., CCM, Assistant Director | Facilities/ Capital Projects | 832.395.2365 |

**ATTACHMENTS:**

| Description                             | Type                  |
|---|-----------------------|
| SAP Documents                           | Financial Information |
| Maps                                    | Backup Material       |
| OBO Documents                           | Backup Material       |
| Form B                                  | Backup Material       |
| Ownership Information Form & Tax Report | Backup Material       |
| Pay or Play                             | Backup Material       |
| Form 1295                               | Backup Material       |



## CITY OF HOUSTON - CITY COUNCIL

Meeting Date: 10/8/2024

ETJ

Item Creation Date: 5/16/2024

HPW – 20FAC2449 PES / Garver, LLC

Agenda Item#: 40.

### **Summary:**

ORDINANCE appropriating \$11,103,311.10 out of Water & Sewer System Consolidated Construction Fund; approving and authorizing Professional Engineering Services Contract between the City of Houston and **GARVER, LLC** for Cedar Bayou Wastewater Treatment Plant Improvements and Expansion; providing funding for CIP Cost Recovery financed by the Water & Sewer System Consolidated Construction Fund

### **Background:**

**SUBJECT:** Professional Engineering Services Contract between the City and Garver, LLC for Cedar Bayou Wastewater Treatment Plant Improvements and Expansion.

**RECOMMENDATION:** An ordinance approving a Professional Engineering Services Contract with Garver, LLC for Cedar Bayou Wastewater Treatment Plant Improvements and Expansion and appropriate funds.

**PROJECT NOTICE/JUSTIFICATION:** This project is part of the Capital Improvement Plan (CIP) for wastewater plant facilities and is required to provide improvements to ensure a regulatory compliance.

The work to be performed under this contract award is necessary to maintain compliance with Houston's wastewater consent decree with EPA and TCEQ.

**DESCRIPTION/SCOPE:** This project consists of the design of electrical, mechanical, structural, and processing piping improvements.

**LOCATION:** 12804 Huffman-Eastgate Road, Huffman, Tx 77336.

**SCOPE OF CONTRACT AND FEE:** Under the scope of the Contract, the Consultant will perform Phase I - Preliminary Design, Phase II – Final Design, Phase III - Construction Phase Services and Additional Services. Basic Services Fee for Phase I is based on cost of time and materials with a not-to-exceed agreed upon amount. The Basic Services fees for Phase II and Phase III are based on a negotiated lump sum amount. The total Basic Services appropriation is \$8,616,582.00.

The Contract also includes certain Additional Services to be paid either as a lump sum or on a reimbursable basis. The total Additional Services appropriation is \$1,958,000.00.

The negotiated maximum for Phase I Services is \$1,197,722.00.

The total cost of this project is \$11,103,311.10 to be appropriated as follows: \$10,574,582.00 for Contract services and \$528,729.10 for CIP Cost Recovery.

**PAY OR PLAY PROGRAM:** The proposed contract requires compliance with the City's 'Pay or Play' ordinance regarding health benefits for employees of City contractors. In this case, the Consultant provides health benefits to eligible employees in compliance with City policy.

**M/WBE PARTICIPATION:** The standard M/WBE goal set for the project is 26.00%. The Consultant

has proposed a 26.04% MWBE plan to meet the goal.

|    | <u>Name of Firms</u>                      | <u>Work Description</u>                             | <u>Amount</u>       | <u>% of Total Contract</u> |
|----|---|---|---------------------|----------------------------|
| 1. | Amani Engineering, Inc.                   | Engineering Services                                | \$ 180,608.00       | 1.71%                      |
| 2. | Gupta & Associates, Inc.                  | Engineering Services                                | \$1,982,782.00      | 18.75%                     |
| 3. | HVJ Associates, Inc.                      | Engineering Services                                | \$ 305,000.00       | 2.88%                      |
| 4. | RODS Subsurface Utility Engineering, Inc. | Engineering Services                                | \$ 55,000.00        | 0.52%                      |
| 5. | Kuo & Associates, Inc.                    | Engineering Services Surveying and Mapping Services | \$ 150,000.00       | 1.42%                      |
| 6. | Project Surveillance, Inc.                | Construction Management                             | \$ <u>80,000.00</u> | <u>0.76%</u>               |
|    |   | <b>TOTAL</b>  | \$2,753,390.00      | 26.04%                     |

**FISCAL NOTE:** No significant Fiscal Operating impact is anticipated as a result of this project.

\_\_\_\_\_  
 Randall V. Macchi, Chief Operating Officer  
 Houston Public Works

WBS No. R-000265-0163-3

**Amount and Source of Funding:**

\$11,103,311.10 - Fund No. 8500 – Water and Sewer System Consolidated Construction

**Contact Information:**

| <u>Name</u>                            | <u>Service Line</u>         | <u>Contact No.</u> |
|--|-----------------------------|--------------------|
| Roberto Medina, Interim Chief of Staff | DO-HPW Government Relations | 832.395.2456       |
| Maria Perez, HPW Agenda Coordinator    | DO-HPW Government Relations | 832.395.2282       |
| Markos Mengesha, Assistant Director    | FAC-HPW Capital Projects    | 832.395.2365       |

**ATTACHMENTS:**

| <b>Description</b> | <b>Type</b>        |
|--------------------|--------------------|
| Signed Coversheet  | Signed Cover sheet |



**CITY OF HOUSTON - CITY COUNCIL**

Meeting Date:

ETJ

Item Creation Date: 5/16/2024

HPW – 20FAC2449 PES / Garver, LLC

Agenda Item#:

**Background:**

**SUBJECT:** Professional Engineering Services Contract between the City and Garver, LLC for Cedar Bayou Wastewater Treatment Plant Improvements and Expansion.

**RECOMMENDATION:** An ordinance approving a Professional Engineering Services Contract with Garver, LLC for Cedar Bayou Wastewater Treatment Plant Improvements and Expansion and appropriate funds.

**PROJECT NOTICE/JUSTIFICATION:** This project is part of the Capital Improvement Plan (CIP) for wastewater plant facilities and is required to provide improvements to ensure a regulatory compliance.

The work to be performed under this contract award is necessary to maintain compliance with Houston's wastewater consent decree with EPA and TCEQ.

**DESCRIPTION/SCOPE:** This project consists of the design of electrical, mechanical, structural, and processing piping improvements.

**LOCATION:** 12804 Huffman-Eastgate Road, Huffman, Tx 77336.

**SCOPE OF CONTRACT AND FEE:** Under the scope of the Contract, the Consultant will perform Phase I - Preliminary Design, Phase II – Final Design, Phase III - Construction Phase Services and Additional Services. Basic Services Fee for Phase I is based on cost of time and materials with a not-to-exceed agreed upon amount. The Basic Services fees for Phase II and Phase III are based on a negotiated lump sum amount. The total Basic Services appropriation is \$8,616,582.00.

The Contract also includes certain Additional Services to be paid either as a lump sum or on a reimbursable basis. The total Additional Services appropriation is \$1,958,000.00.

The negotiated maximum for Phase I Services is \$1,197,722.00.

The total cost of this project is \$11,103,311.10 to be appropriated as follows: \$10,574,582.00 for Contract services and \$528,729.10 for CIP Cost Recovery.


**PAY OR PLAY PROGRAM:** The proposed contract requires compliance with the City's 'Pay or Play' ordinance regarding health benefits for employees of City contractors. In this case, the Consultant provides health benefits to eligible employees in compliance with City policy.

**M/WBE PARTICIPATION:** The standard M/WBE goal set for the project is 26.00%. The Consultant has proposed a 26.04% MWBE plan to meet the goal.

|    | <u>Name of Firms</u>                      | <u>Work Description</u>                             | <u>Amount</u>         | <u>% of Total Contract</u> |
|----|---|---|-----------------------|----------------------------|
| 1. | Amani Engineering, Inc.                   | Engineering Services                                | \$ 180,608.00         | 1.71%                      |
| 2. | Gupta & Associates, Inc.                  | Engineering Services                                | \$1,982,782.00        | 18.75%                     |
| 3. | HVJ Associates, Inc.                      | Engineering Services                                | \$ 305,000.00         | 2.88%                      |
| 4. | RODS Subsurface Utility Engineering, Inc. | Engineering Services                                | \$ 55,000.00          | 0.52%                      |
| 5. | Kuo & Associates, Inc.                    | Engineering Services Surveying and Mapping Services | \$ 150,000.00         | 1.42%                      |
| 6. | Project Surveillance, Inc.                | Construction Management                             | \$ 80,000.00          | 0.76%                      |
|    |   | <b>TOTAL</b>  | <b>\$2,753,390.00</b> | <b>26.04%</b>              |



**FISCAL NOTE:** No significant Fiscal Operating impact is anticipated as a result of this project.

DocuSigned by:  
  
BE463EF0DF454EB...

9/26/2024

Randall V. Macchi, Chief Operating Officer  
Houston Public Works

WBS No. R-000265-0163-3

**Amount and Source of Funding:**

\$11,103,311.10 - Fund No. 8500 – Water and Sewer System Consolidated Construction

**Contact Information:**

| Name                                   | Service Line                | Contact No.  |
|--|-----------------------------|--------------|
| Roberto Medina, Interim Chief of Staff | DO-HPW Government Relations | 832.395.2456 |
| Maria Perez, HPW Agenda Coordinator    | DO-HPW Government Relations | 832.395.2282 |
| Markos Mengesha, Assistant Director    | FAC-HPW Capital Projects    | 832.395.2365 |

**ATTACHMENTS:**

| Description                             | Type                  |
|---|-----------------------|
| SAP Documents                           | Financial Information |
| Maps                                    | Backup Material       |
| OBO Documents                           | Backup Material       |
| Form B                                  | Backup Material       |
| Ownership Information Form & Tax Report | Backup Material       |
| Pay or Play                             | Backup Material       |
| Form 1295                               | Backup Material       |



## CITY OF HOUSTON - CITY COUNCIL

Meeting Date: 10/8/2024

ALL

Item Creation Date: 7/31/2024

HPW-20PMO155 / Contract Award / Tikon Group Inc.

Agenda Item#: 41.

### **Summary:**

ORDINANCE appropriating \$1,800,000.00 out of Contributed Capital Projects Fund and \$848,075.55 from METRO Projects Construction - DDSRF; awarding Contract to **TIKON GROUP, INC** for Sidewalk Program (PKG. 2); setting a deadline for the bidder's execution of the Contract and delivery of all bonds, insurance, and other required Contract documents to the City; holding the bidder in default if it fails to meet the deadlines; providing funding for testing services and CIP Cost Recovery relating to construction of facilities financed by the Contributed Capital Projects Fund and the METRO Projects Construction - DDSRF

### **Background:**

**SUBJECT:** Contract Award for Sidewalk Program (Pkg. 2).

**RECOMMENDATION:** (SUMMARY) Reject low bids, return bid bonds, award Construction Contract for Sidewalk Program (Pkg. 2) to the third bidder, Tikon Group, Inc. and appropriate funds.

**PROJECT NOTICE/JUSTIFICATION:** This project is part of the continuing effort by the City to construct request-based sidewalks throughout the City of Houston to meet the needs of its residents.

**DESCRIPTION/SCOPE:** The Citywide project provides for the construction of sidewalk improvements at various locations. This is a work order contract; projects will be assigned as they are designed in-house. The Contract duration for this project is 365 calendar days.

**LOCATION:** The projects are located throughout the City of Houston (City).

**BIDS:** The project was advertised for bidding on December 15, 2023, and December 22, 2023. Bids were received on January 11, 2024. The Five (5) bids are as follows:

|    | <u>Bidder</u>                  | <u>Bid Amounts</u> |                |
|----|--------------------------------|--------------------|----------------|
| 1. | DSW Homes, LLC                 | \$2,149,419.75     | Non-Responsive |
| 2. | Brown Sterling Builders<br>Inc | \$2,155,204.50     | Non-Responsive |
| 3. | Tikon Group, Inc.              | \$2,348,250.50     |                |
| 4. | Resicom, Inc.                  | \$3,557,668.25     |                |
| 5. | Total Contracting Limited      | \$3,816,058.10     |                |

**AWARD:** The apparent low bidder, DSW Homes, LLC was disqualified, as per the City of Houston Code of Ordinance. Sec. 15-85 due to not submitting an acceptable MWBE plan. The second low

bidder, Brown Sterling Buildings, Inc. withdrew their bid. Therefore, it is recommended that this Construction Contract be awarded to the third low bidder, Tikon Group, Inc. with a bid amount of \$2,348,250.50.

**PROJECT COST:** The total cost of this project is \$2,648,075.55 to be appropriated as follows:

|                   |                |
|-------------------|----------------|
| Bid Amount        | \$2,348,250.50 |
| Testing Services  | \$65,000.00    |
| CIP Cost Recovery | \$234,825.05   |

This project will use general funds that were allocated in the FY24 budget for sidewalks.

Testing Services will be provided by B2Z Engineering, LLC, under a previously approved contract.

**HIRE HOUSTON FIRST:** The proposed contract requires compliance with the City’s ‘Hire Houston First’ (HHF) ordinance that promotes economic opportunity for Houston businesses and supports job creation. In this case, Brown Sterling Builder, Inc. is a designated HHF company, but they were the successful awardee without application of the HHF preference.

**PAY OR PLAY PROGRAM:** The proposed contract requires compliance with the City’s ‘Pay or Play’ ordinance regarding health benefits for employees of City contractors. In this case, the Contractor has elected to pay into the Contractor Responsibility Fund in compliance with City policy.

**M/WSBE PARTICIPATION:** The contractor has submitted the following proposed program to satisfy the 13% MBE goal and 7% WBE goal for this project.

|    | <u>MBE - Name of Firms</u>                | <u>Work Description</u> | <u>Amount</u>       | <u>% of Contract</u> |
|----|---|-------------------------|---------------------|----------------------|
| 1. | Unotec Construction Co.                   | Concrete Services       | \$234,825.05        | 10.00%               |
| 2. | Texas Concrete Enterprise Ready Mix, Inc. | Ready Mix Cement        | \$93,930.02         | 4.00%                |
|    |   | <b>TOTAL:</b>           | <b>\$328,755.07</b> | <b>14.00%</b>        |

|    | <u>WBE – Name of Firms</u> | <u>Work Description</u> | <u>Amount</u>       | <u>% of Contract</u> |
|----|----------------------------|-------------------------|---------------------|----------------------|
| 1. | Tancoe, LLC                | Flagging                | \$70,447.52         | 3.00%                |
| 2. | SEBL Services Supplier Inc | Construction Materials  | \$46,965.01         | 2.00%                |
|    |                            | <b>TOTAL:</b>           | <b>\$120,412.53</b> | <b>5.00%</b>         |

|    | <u>SBE – Name of Firms</u> | <u>Work Description</u> | <u>Amount</u>      | <u>% of Contract</u> |
|----|----------------------------|-------------------------|--------------------|----------------------|
| 1. | Fabco, LLC                 | Construction Supplies   | \$46,965.01        | 2.00%                |
|    |                            | <b>TOTAL:</b>           | <b>\$46,965.01</b> | <b>2.00%</b>         |

TOTAL \$40,000.00 2.00%

**CONTRACT TOTAL \$493,132.61 21.00%**

**FISCAL NOTE:** No significant Fiscal Operating Impact is anticipated as a result of this project.

\_\_\_\_\_  
Randall V. Macchi, Chief Operating Officer  
Houston Public Works

**Amount and Source of Funding:**

Total: \$2,648,075.55

\$1,800,000.00 - Fund No. 4515 Contributed Capital Projects Fund  
\$848,075.55 - Fund No. 4040 METRO Projects Construction - DDSRF

**Contact Information:**

| <b>Name</b>                            | <b>Service Line</b>         | <b>Contact No.</b> |
|--|-----------------------------|--------------------|
| Roberto Medina, Interim Chief of Staff | DO-HPW Government Relations | 832.395.2456       |
| Maria Perez, HPW Agenda Coordinator    | DO-HPW Government Relations | 832.395.2282       |
| Michael Wahl, Assistant Director       | TDO                         | 832.395.2443       |

**ATTACHMENTS:**

**Description**

Map  
Signed Coversheet

**Type**

Backup Material  
Signed Cover sheet





**CITY OF HOUSTON - CITY COUNCIL**

Meeting Date:

ALL

Item Creation Date: 7/31/2024

HPW-20PMO155 / Contract Award / Tikon Group Inc.

Agenda Item#:

**Background:**

**SUBJECT:** Contract Award for Sidewalk Program (Pkg. 2).

**RECOMMENDATION: (SUMMARY)** Reject low bids, return bid bonds, award Construction Contract for Sidewalk Program (Pkg. 2) to the third bidder, Tikon Group, Inc. and appropriate funds.

**PROJECT NOTICE/JUSTIFICATION:** This project is part of the continuing effort by the City to construct request-based sidewalks throughout the City of Houston to meet the needs of its residents.

**DESCRIPTION/SCOPE:** The Citywide project provides for the construction of sidewalk improvements at various locations. This is a work order contract; projects will be assigned as they are designed in-house. The Contract duration for this project is 365 calendar days.

**LOCATION:** The projects are located throughout the City of Houston (City).

**BIDS:** The project was advertised for bidding on December 15, 2023, and December 22, 2023. Bids were received on January 11, 2024. The Five (5) bids are as follows:

|    | <u>Bidder</u>               | <u>Bid Amounts</u> |                |
|----|-----------------------------|--------------------|----------------|
| 1. | DSW Homes, LLC              | \$2,149,419.75     | Non-Responsive |
| 2. | Brown Sterling Builders Inc | \$2,155,204.50     | Non-Responsive |
| 3. | Tikon Group, Inc.           | \$2,348,250.50     |                |
| 4. | Resicom, Inc.               | \$3,557,668.25     |                |
| 5. | Total Contracting Limited   | \$3,816,058.10     |                |

**AWARD:** The apparent low bidder, DSW Homes, LLC was disqualified, as per the City of Houston Code of Ordinance, Sec. 15-85 due to not submitting an acceptable MWBE plan. The second low bidder, Brown Sterling Buildings, Inc. withdrew their bid. Therefore, it is recommended that this Construction Contract be awarded to the third low bidder, Tikon Group, Inc. with a bid amount of \$2,348,250.50.

**PROJECT COST:** The total cost of this project is \$2,648,075.55 to be appropriated as follows:

|                   |                |
|-------------------|----------------|
| Bid Amount        | \$2,348,250.50 |
| Testing Services  | \$65,000.00    |
| CIP Cost Recovery | \$234,825.05   |

This project will use general funds that were allocated in the FY24 budget for sidewalks.

Testing Services will be provided by B2Z Engineering, LLC, under a previously approved contract.

**HIRE HOUSTON FIRST:** The proposed contract requires compliance with the City's 'Hire Houston First' (HHF) ordinance that promotes economic opportunity for Houston businesses and supports job creation. In this case, Brown Sterling Builder, Inc. is a designated HHF company, but they were the successful awardee without application of the HHF preference.

**PAY OR PLAY PROGRAM:** The proposed contract requires compliance with the City's 'Pay or Play' ordinance regarding health benefits for employees of City contractors. In this case, the Contractor has elected to pay into the Contractor Responsibility Fund in compliance with City policy.

**M/WSBE PARTICIPATION:** The contractor has submitted the following proposed program to satisfy the 13% MBE goal and 7% WBE goal for this project.


|    | <u>MBE - Name of Firms</u> | <u>Work Description</u> | <u>Amount</u> | <u>% of Contract</u> |
|----|----------------------------|-------------------------|---------------|----------------------|
| 1. | Unotec Construction Co.    | Concrete Services       | \$234,825.05  | 10.00%               |

|               |   |                  |                     |               |
|---------------|---|------------------|---------------------|---------------|
| 2.            | Texas Concrete Enterprise Ready Mix, Inc. | Ready Mix Cement | \$93,930.02         | 4.00%         |
| <b>TOTAL:</b> |   |                  | <b>\$328,755.07</b> | <b>14.00%</b> |

|               | <u>WBE – Name of Firms</u> | <u>Work Description</u> | <u>Amount</u>       | <u>% of Contract</u> |
|---------------|----------------------------|-------------------------|---------------------|----------------------|
| 1.            | Tancoe, LLC                | Flagging                | \$70,447.52         | 3.00%                |
| 2.            | SEBL Services Supplier Inc | Construction Materials  | \$46,965.01         | 2.00%                |
| <b>TOTAL:</b> |                            |                         | <b>\$120,412.53</b> | <b>5.00%</b>         |

|                       | <u>SBE – Name of Firms</u> | <u>Work Description</u> | <u>Amount</u>       | <u>% of Contract</u> |
|-----------------------|----------------------------|-------------------------|---------------------|----------------------|
| 1.                    | Fabco, LLC                 | Construction Supplies   | \$46,965.01         | 2.00%                |
| <b>TOTAL:</b>         |                            |                         | <b>\$46,965.01</b>  | <b>2.00%</b>         |
| <b>CONTRACT TOTAL</b> |                            |                         | <b>\$493,132.61</b> | <b>21.00%</b>        |

**FISCAL NOTE:** No significant Fiscal Operating Impact is anticipated as a result of this project.

DocuSigned by:  
  
 9/25/2024  
 BE463EE0DE454EB

Randall V. Macchi, Chief Operating Officer  
 Houston Public Works

**Amount and Source of Funding:**

Total: \$2,648,075.55

\$1,800,000.00 - Fund No. 4515 Contributed Capital Projects Fund  
 \$848,075.55 - Fund No. 4040 METRO Projects Construction - DDSRF

**Contact Information:**

| Name                                   | Service Line                | Contact No.  |
|--|-----------------------------|--------------|
| Roberto Medina, Interim Chief of Staff | DO-HPW Government Relations | 832.395.2456 |
| Maria Perez, HPW Agenda Coordinator    | DO-HPW Government Relations | 832.395.2282 |
| Michael Wahl, Assistant Director       | TDO                         | 832.395.2443 |

**ATTACHMENTS:**

| Description                               | Type                  |
|---|-----------------------|
| SAP Documents                             | Financial Information |
| Map                                       | Backup Material       |
| Ownership Information Form and Tax Report | Backup Material       |
| OBO Documents                             | Backup Material       |
| Pay or Play (POP 1-3)                     | Backup Material       |
| Form B                                    | Backup Material       |
| Form 1295                                 | Backup Material       |
| Bid Tabulation                            | Backup Material       |
| Bid Extension Letter                      | Backup Material       |



## CITY OF HOUSTON - CITY COUNCIL

Meeting Date: 10/8/2024

ALL

Item Creation Date:

FIN Truth in Taxation 2024 #3

Agenda Item#: 42.

### **Summary:**

**RECOMMENDATION** from the Mayor and Director of Finance to place the proposed tax rate of \$0.519190 on each \$100 of taxable value, which is the same as last year's tax rate on the October 16 agenda. Publication of the proposed tax rate will be October 11, 2024.

### **Background:**

State law sets forth detailed requirements for the process of setting ad valorem tax rates, including public hearings, newspaper publications, and actions of the governing body. These requirements include minimum and maximum time periods for each step in the process.

### **Prior Council Action:**

Motion No. 2024-656 (8/21/2024)

### **Amount and Source of Funding:**

#### No-New Revenue Tax Rate and Voter-Approval Tax Rate

Section 26.04 (e) of the Tax Code requires that the No-New Revenue Tax Rate and the Voter-Approval Tax Rate be reported to the governing body of each taxing unit. The No-New Revenue Tax Rate for Tax Year 2024 is \$0.519926 on each \$100 of taxable value and the Voter-Approval Tax Rate is \$0.569718 on each \$100 of taxable value. These numbers are based on Certified Initial Roll information from the Harris Central Appraisal District, Fort Bend Central Appraisal District, and the Montgomery Central Appraisal District.

#### No Public Hearing

Section 26.05 (d) of the Tax Code provides that a taxing unit may not adopt a tax rate that exceeds the lower of the No-New Revenue Tax Rate and the Voter-Approval Tax Rate until the governing body has held a public hearing. Since the City of Houston proposed a tax rate that does not exceed the No-New Revenue Tax Rate or the Voter-Approval Tax Rate, the public hearings are not required.

#### Summary

City Council must pass a motion to place a specific proposed tax rate on a future City Council Agenda. The City Council meeting to adopt the proposed tax rate may occur following the publication of notice on October 11, 2024, but may not be later than October 28, 2024.

The proposed tax rate of \$0.519190 on each \$100 of taxable value must be apportioned between



Maintenance and Operations (M&O) and Interest and Sinking Fund (I&S). The M&O rate is \$0.378605 on each \$100 of taxable value and the I&S rate is \$0.140585 on each \$100 of taxable value which, when combined, equals the total tax rate of \$0.519190 on each \$100 of taxable value.

It is therefore recommended that City Council adopt the recommendation of the Director of the Finance Department that the No New Revenue Tax Rate for Tax Year 2024 is \$0.519926 on each \$100 of taxable value and the Voter-Approval Tax Rate is \$0.569718 on each \$100 of taxable value, place the proposed tax rate of \$0.519190 on each \$100 of taxable value for Tax Year 2024 on the October 16, 2024 City Council Agenda.

---

Melissa Dubowski, Chief Business Officer/Director of Finance

**Contact Information:**

Alma Tamborello, Deputy Director Phone: 832-393-9099

LaToya Stephenson, Senior Staff Analyst Phone: 832-393-9028

Elizabeth Sosa, Staff Analyst Phone: 832-393-9068

**ATTACHMENTS:**

**Description**

**Type**



## CITY OF HOUSTON - CITY COUNCIL

Meeting Date: 10/8/2024

Item Creation Date:

MYR - Houston Sports Authority appointments

Agenda Item#: 43.

### **Summary:**

REQUEST from Mayor for confirmation of the appointment or reappointment of the following individuals to the **HARRIS COUNTY-HARRIS COUNTY SPORTS AUTHORITY BOARD OF DIRECTORS**, for a term to expire August 31, 2026:

Position One - **CHRISTOPHER NEWPORT**, appointment

Position Two - **NOMAAN K. HUSAIN**, reappointment

Position Three - **JOHN ARNOLD**, appointment

**TAGGED BY COUNCIL MEMBER POLLARD**

This was item 1 on agenda of October 2, 2024

### **Background:**

September 2024

The Honorable City Council  
City of Houston, Texas

Dear Council Members:

Pursuant to Section 335.035 of the Texas Local Government Code, I am reappointing the following individuals to the Harris County-Houston Sports Authority Board of Directors, subject to City Council confirmation:

Christopher Newport, appointment to Position One, for a term to expire August 31, 2026

Nomaan K. Husain, reappointment to Position Two, for a term to expire August 31, 2026

John Arnold, appointment to Position Three, for a term to expire August 31, 2026

The résumés of the nominees are attached for your review.

Sincerely,

John Whitmire  
Mayor

**ATTACHMENTS:**

**Description**

**Type**



## CITY OF HOUSTON - CITY COUNCIL

Meeting Date: 10/8/2024

Item Creation Date:

Proposition A Council Member item - Alternate proposed tax rate

Agenda Item#: 44.

### **Summary:**

RECOMMENDATION to place a proposed tax rate of \$0.55160 on each \$100 of taxable value on the October 16, 2024 agenda with adoption of such a tax rate expected to result in an increase of the City's ad valorem tax revenues for the current fiscal year in an amount greater than five percent more than the ad valorem property tax revenues collected during the immediately preceding fiscal year.

**HEARING DATE - OCTOBER 16, 2024- 9:00 AM**

### **ATTACHMENTS:**

#### **Description**

Prop A submission letter

#### **Type**

Signed Cover sheet



## CITY OF HOUSTON – CITY COUNCIL

Meeting Date: 10/09/24

Item Creation Date: 10/02/24

Prop A – CNL Proposed Tax Rate: \$0.55160

### Summary:

**SET A PUBLIC HEARING DATE** to place a proposed tax rate of \$0.55160 on each \$100 of taxable value on the October 16, 2024 agenda with adoption of such a tax rate expected to result in an increase of the City's ad valorem tax revenues for the current fiscal year in an amount greater than five percent more than the ad valorem property tax revenues collected during the immediately preceding fiscal year.

**HEARING DATE – OCTOBER 16, 2024 – 9:00 AM**

### Amount and Source of Funding:

#### No-New Revenue Tax Rate and Voter-Approval Tax Rate

Section 26.04(e) of the Tax Code requires that the No-New Revenue Tax Rate and the Voter-Approval Tax Rate be reported to the governing body of each taxing unit. The No-New Revenue Tax Rate for Tax Year 2024 is \$0.519926 on each \$100 of taxable value and the Voter-Approval Tax Rate is \$0.569718 on each \$100 of taxable value. These numbers are based on Certified Initial Roll information from the Harris Central Appraisal District, Fort Bend Central Appraisal District, and the Montgomery Central Appraisal District.

### Public Hearing

Section 26.05(d) of the Tax Code provides that a taxing unit may not adopt a tax rate that exceeds the lower of the No-New Revenue Tax Rate and the Voter-Approval Tax Rate until the governing body has held a public hearing. A proposed tax rate of \$0.55160 on each \$100 of taxable value exceeds the lower of the No-New Revenue Tax Rate and Voter-Approval Tax Rate.

City Council must pass a motion to place a specific proposed tax rate on a future City Council Agenda. The City Council meeting to adopt the proposed tax rate may occur following the publication of notice on October 11, 2024, but may not be later than October 28, 2024.

A proposed tax rate of \$0.55160 on each \$100 of taxable value must be apportioned between Maintenance and Operations (M&O) and Interest and Sinking Fund (I&S). The M&O rate is \$0.411015 on each \$100 of taxable value and the I&S rate is \$0.140585 on each \$100 of taxable value which, when combined, equals a total tax rate of \$0.55160 on each \$100 of taxable value.

It is therefore recommended that City Council adopt the recommendation of the undersigned councilmembers that the No New Revenue Tax Rate for Tax Year 2024 is \$0.519926 on each \$100 of taxable value and the Voter-Approval Tax Rate is \$0.569718 on each \$100 of taxable value, place a proposed tax rate of \$0.55160 on each \$100 of taxable value for Tax Year 2024 on the October 16, 2024, City Council agenda, and schedule a public hearing on the proposed tax rate in the Anna Russell Council Chamber on October 16, 2024, at 9 AM.

The proposed rate is expected to increase the City's ad valorem tax revenues for the current fiscal year in an amount greater than five percent more than the ad valorem property tax revenues collected during the immediately preceding fiscal year. Thus, pursuant to Section 44-25 of the City's Code of Ordinances, the ordinance to adopt the tax rate must be approved by two-thirds of the full City Council. Further, pursuant to Section 44-27 of the Code, before the passage of such ordinance, the City must publish in the major Houston newspaper an analysis of the anticipated increased revenues in a form required by state law and hold a public hearing not earlier than seven days before the date of passage. The public hearing may be combined with any hearing required by state law.

Background

On September 9, 2024, at a meeting of the Budget and Fiscal Affairs Committee, the City's Finance Director made two presentations: one on the financial impact of the two recent disasters, the Derecho (DR-4781) and Hurricane Beryl (DR-4798), and one on the City's ad valorem tax rate and Charter revenue cap limitation.

The Director stated that the estimated financial impact of the two disasters is an amount of \$210,628,730. FEMA is expected to reimburse the City for 75% of these costs, to the tune of an amount of \$157,971,547. Thus, the City's local share, 25%, is an amount of \$52,657,182 -- \$39,906,661 General Fund and \$12,750,521 Non-General Fund.

During her presentation, the Director presented five scenarios for a potential tax rate. All five are in compliance with state and local laws.


1. Scenario A – tax rate of 0.519190. Setting this tax rate would require \$86 million in expenditure cuts to cover the shortfall and the 25% General Fund local share of the disasters.
2. Scenario B – tax rate of 0.536480. Setting this tax rate would require \$40 million in expenditure cuts to cover the shortfall and the 25% General Fund local share of the disasters.
3. **Scenario C – tax rate of 0.55160. Setting this tax rate would require no expenditure cuts in FY2025 and would allow the City to obtain revenues up to the FY2025 adopted budgeted amount, in compliance with the Charter revenue cap, in addition to the full \$39,906,661 General Fund local share (25%) of disaster expenses.**
4. Scenario D – tax rate of 0.564026. Setting this tax rate would provide sufficient revenues to cover the 25% General Fund local share of the disasters and generate \$33 million in additional cash flow.
5. Scenario E – tax rate of 0.581393. Setting this tax rate would provide sufficient revenues to cover the 25% General Fund local share of the disasters and generate \$79 million in additional cash flow.

Based on this information, and in anticipation of a potential \$230 million budget shortfall in FY2026, the undersigned council members feel it is fiscally responsible to adopt Scenario C and place a proposed tax rate of \$0.55160 on each \$100 of taxable value on the October 16, 2024 agenda and schedule a public hearing for consideration of same.

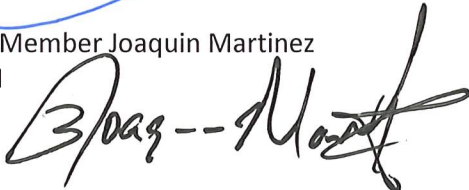
Council Member Sallie Alcorn  
At-Large 5



Council Member Letitia Plummer  
At-Large 4



Council Member Joaquin Martinez  
District I



Council Member Mario Castillo  
District H

