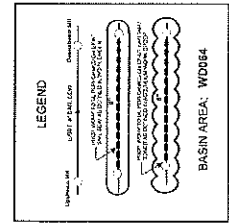
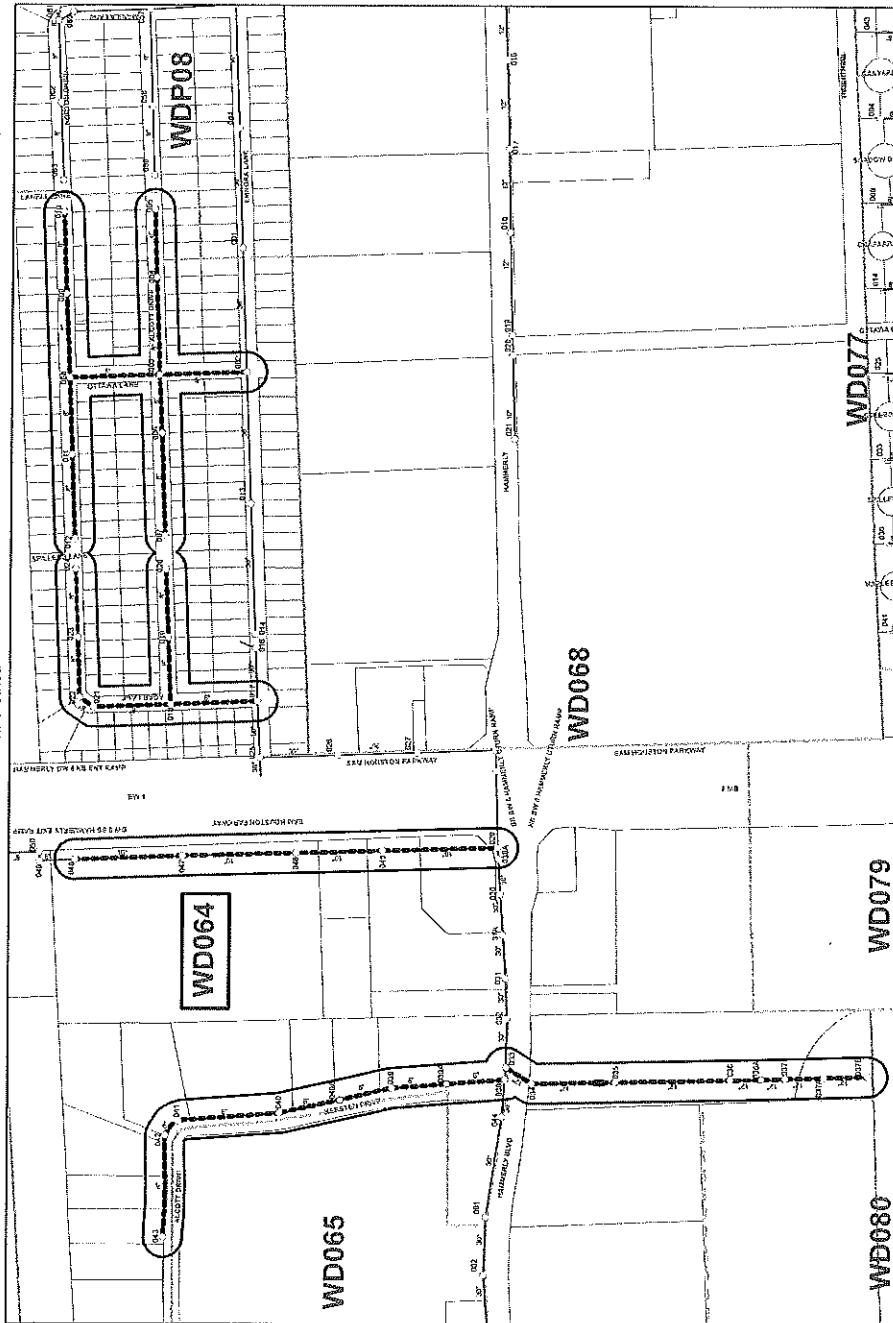


20ww0895

# CITY OF HOUSTON

DEPARTMENT OF PUBLIC WORKS AND ENGINEERING  
 WASTEWATER OPERATIONS BRANCH  
 Sanitary Sewer Rehabilitation By Sliplining & Pipe Bursting Methods  
 Subdivision: SPRING BRANCH VALLEY  
 Council District: A



NO.	REVISION	DESCRIPTION	DATE

**GENERAL NOTES:**  
 1. EXACT LOCATIONS, ALTIMETERS, SPACING AND WIDTHS OF ALL  
 2. ALL WORK SHALL BE IN ACCORDANCE WITH THE CITY OF HOUSTON  
 3. ALL WORK SHALL BE IN ACCORDANCE WITH THE CITY OF HOUSTON  
 4. ALL WORK SHALL BE IN ACCORDANCE WITH THE CITY OF HOUSTON

**QUALITY CONTROL LAB:**  
 2310 West Sam Houston Parkway North, Ste 119 Houston, TX 77060  
 PHONE NO. (713) 974-4400  
 FAX NO. (713) 974-4400

**CONTRACTOR:**  
 Wastewater Services, LLC  
 117 Diamond Street, Houston, TX 77048  
 PHONE NO. (813) 333-3334  
 FAX NO. (813) 333-3337

**QUADRANT:** NW  
**KEY MAP:** 489 08U8R  
**TILE NUMBER:** 4859 a&c  
**P MAP:** P3304

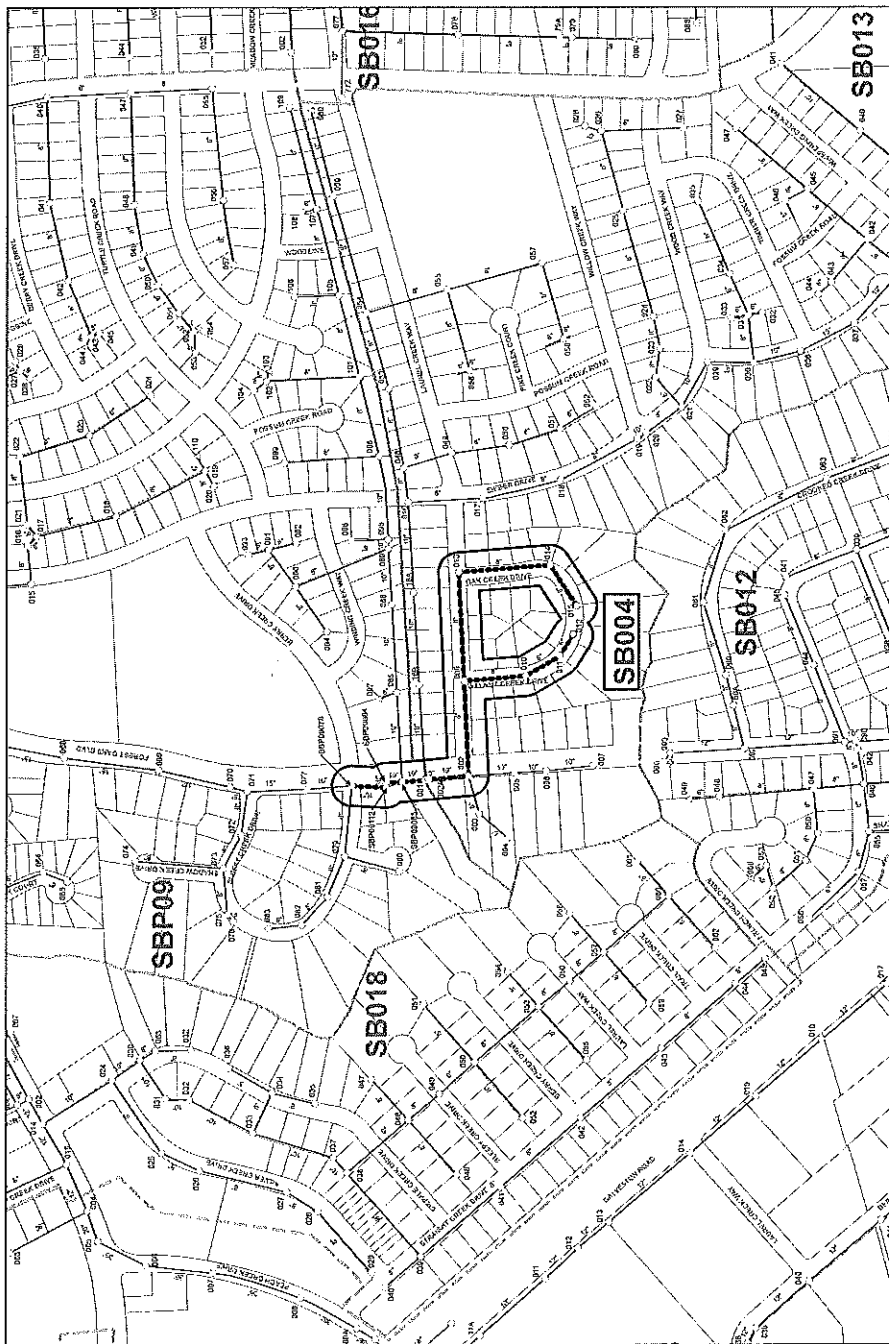
CITY OF HOUSTON  
 DEPARTMENT OF PUBLIC WORKS AND ENGINEERING  
 WASTEWATER OPERATIONS BRANCH  
 SANITARY SEWER REHABILITATION BY  
 SLIPLINING & PIPE BURSTING METHODS  
 WORK ORDER DRAWING  
 WW FILE NO. 4227-150  
 WORK ORDER NO. 01  
 1999 NO. P-000866-0238-4  
 OUTLINE AGREEMENT NO. / 4600013577  
 DATE: 12/18/98  
 SCALE: 1" = 40'  
 CITY: Houston  
 PROJECT NO. 1 OF 1 (NOT)

# CITY OF HOUSTON

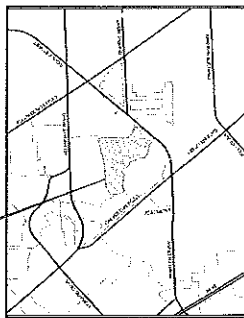
DEPARTMENT OF PUBLIC WORKS AND ENGINEERING  
WASTEWATER OPERATIONS BRANCH

Sanitary Sewer Rehabilitation By Sliplining & Pipe Bursting Methods  
Subdivision: MEADOWCREEK VILLAGE

Council District: E



Project Site



VICINITY MAP

DEPARTMENT OF PUBLIC WORKS AND ENGINEERING WASTEWATER OPERATIONS BRANCH
SANITARY SEWER REHABILITATION BY SLIPLINING & PIPE BURSTING METHODS WORK ORDER DRAWING
MAP FILE NO. 4257-150
WORK ORDER NO. 02
WBS NO. R-000265-0239-4
OUTLINE AGREEMENT NO. 4600013577
DATE: 10/20/17
SCALE: 1" = 30'
9/14/17 Approved
SHEET NO. 1 OF 1 SHEET

DATE: 10/20/17	SCALE: 1" = 30'
9/14/17 Approved	SHEET NO. 1 OF 1 SHEET


QUADRANT: SE
KEY MAP: 536S
TILE NUMBER: 5754C
P MAP: P3303

CONTRACTOR:  
Parsons Utilities Construction Co., LLC  
117 Danvers Street, Houston, TX 77045  
PHONE NO. (832) 222-2300  
FAX NO. (832) 222-2300

QUALITY CONTROL LAB:  
Nays & Mann  
2515 West Loop, Houston, TX 77027  
PHONE NO. (713) 732-3300  
FAX NO. (713) 732-3300



GENERAL NOTES:  
1. ALL WORK SHALL BE IN ACCORDANCE WITH THE CITY OF HOUSTON STANDARD SPECIFICATIONS FOR CONSTRUCTION OF STREETS AND SANITARY SEWER SYSTEMS, LATEST EDITION.  
2. ALL WORK SHALL BE IN ACCORDANCE WITH THE CITY OF HOUSTON STANDARD SPECIFICATIONS FOR CONSTRUCTION OF STREETS AND SANITARY SEWER SYSTEMS, LATEST EDITION.  
3. ALL WORK SHALL BE IN ACCORDANCE WITH THE CITY OF HOUSTON STANDARD SPECIFICATIONS FOR CONSTRUCTION OF STREETS AND SANITARY SEWER SYSTEMS, LATEST EDITION.



NO.	REVISION	DESCRIPTION	DATE

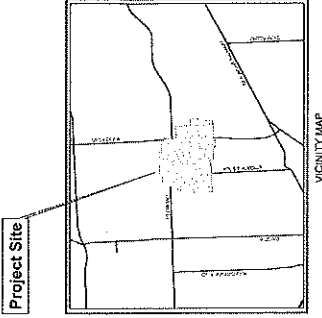
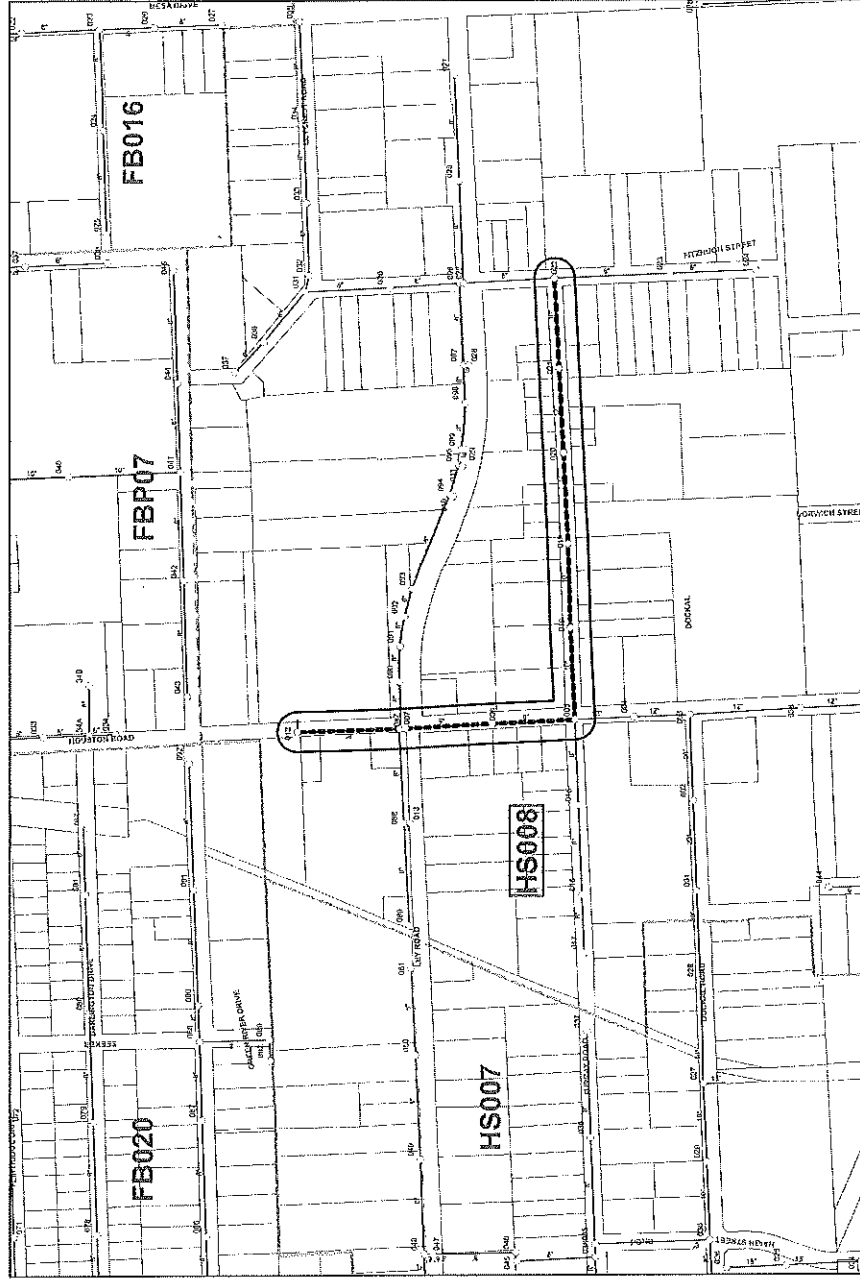
NO.	REVISION	DESCRIPTION	DATE

BASIN AREA: SB004

# CITY OF HOUSTON

DEPARTMENT OF PUBLIC WORKS AND ENGINEERING  
WASTEWATER OPERATIONS BRANCH

Sanitary Sewer Rehabilitation By Sliplining & Pipe Bursting Methods  
Subdivision: EAST HOUSTON GARDENS  
Council District: B



CITY OF HOUSTON  
DEPARTMENT OF PUBLIC WORKS AND ENGINEERING  
WASTEWATER OPERATIONS BRANCH  
SANITARY SEWER REHABILITATION BY  
SLIPLINING & PIPE BURSTING (ACT/008)  
WORK ORDER DRAWING

WORK ORDER NO. 03  
WWS NO. R-000266-0236-4  
OUTLINE AGREEMENT NO. 4600013577

DATE: 11/11/17  
SCALE: 1" = 30'  
SHEET NO. 1 OF 1

CONTRACTOR:  
Perford Utility Contractor Co., LLC  
2015 West Loop, Suite 110  
HOUSTON, TX 77027  
PHONE NO. (713) 252-2246  
FAX NO. (713) 252-2207

QUALITY CONTROL:  
2015 West Loop, Suite 110  
HOUSTON, TX 77027  
PHONE NO. (713) 252-2246  
FAX NO. (713) 252-2207

QUADRANT: NE  
KEY MAP: 455L  
TITLE NUMBER: 5660a  
P MAP: P 3313

GENERAL NOTES:  
1. EXACT LOCATION, ALIGNMENT, GRADE, AND SIZE SHALL BE PER  
EXISTING AND NEW LINES, WITH APPROXIMATE PLACE OF INSTALLATION  
2. REFER TO REVISIONS FOR ANY CHANGES TO THIS DRAWING  
3. ALL WORK SHALL BE IN ACCORDANCE WITH THE CITY OF HOUSTON  
WORK ORDER DRAWING AND ALL APPLICABLE REGULATIONS

LEGEND

1" = 30'

PROJECT SITE

MANHOLE

SEWER LINE

SEWER BASIN

BASIN AREA: HS008

NO.	REVISION	DATE

CONTRACTOR:  
Perford Utility Contractor Co., LLC  
2015 West Loop, Suite 110  
HOUSTON, TX 77027  
PHONE NO. (713) 252-2246  
FAX NO. (713) 252-2207

QUALITY CONTROL:  
2015 West Loop, Suite 110  
HOUSTON, TX 77027  
PHONE NO. (713) 252-2246  
FAX NO. (713) 252-2207



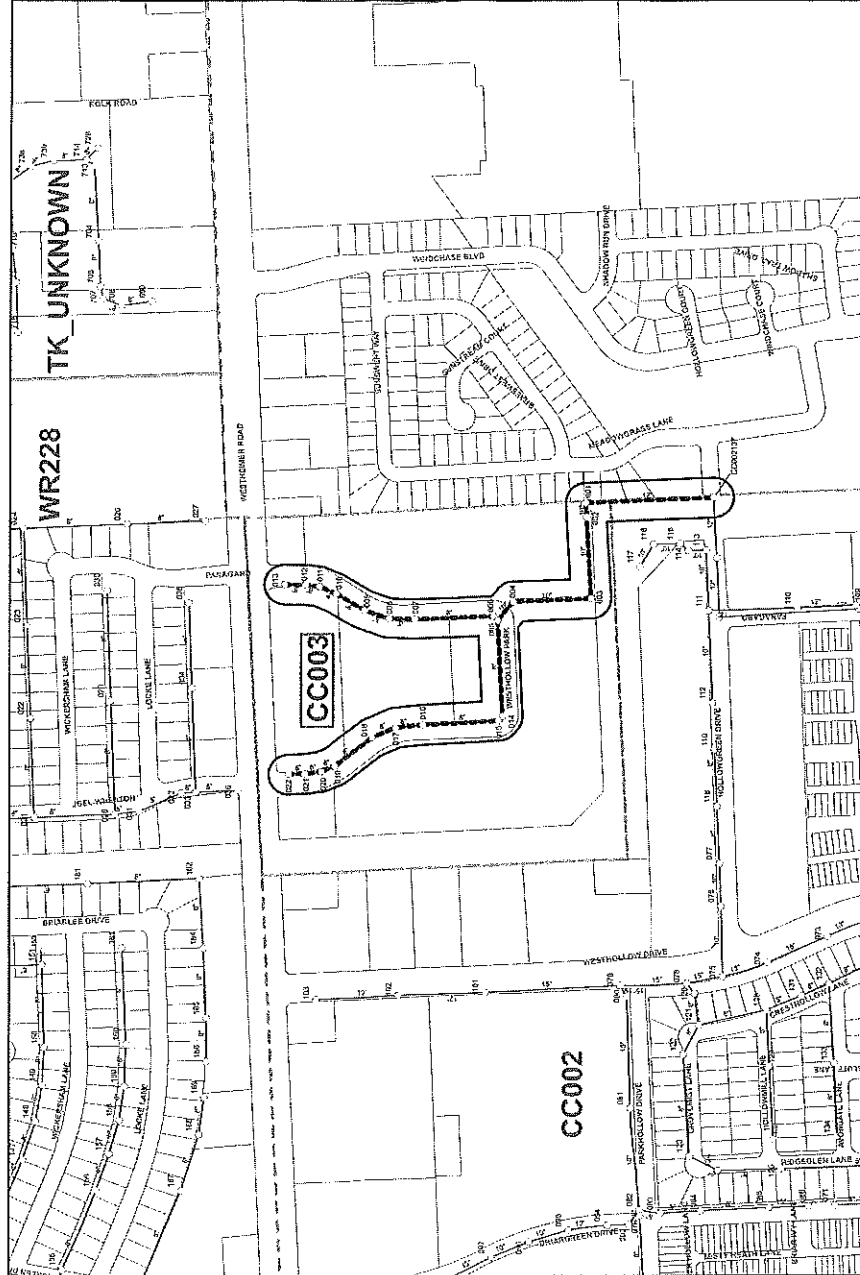
# CITY OF HOUSTON

DEPARTMENT OF PUBLIC WORKS AND ENGINEERING  
WASTEWATER OPERATIONS BRANCH

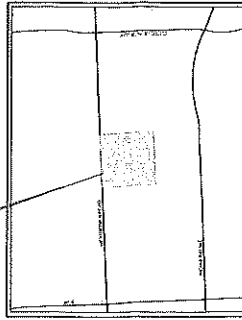
Sanitary Sewer Rehabilitation By Sliplining & Pipe Bursting Methods

Subdivision: WESTHOLLOW PARK

Council District: F



Project Site



VICINITY MAP

CITY OF HOUSTON DEPARTMENT OF PUBLIC WORKS AND ENGINEERING WASTEWATER OPERATIONS BRANCH SANITARY SEWER REHABILITATION BY SLIPLINING & PIPE BURSTING METHODS WORK ORDER DRAWING
WVF FILE NO. 4257-150
WORK ORDER NO. 05
WES NO. R-000266-0238-4
OUTLINE PROJECT NO. 4600013577
DATE: 05/20/18
SCALE: 1" = 20'
DRAWN BY: [Signature]
CHECKED BY: [Signature]
APPROVED BY: [Signature]
DATE: 05/20/18
PROJECT NO. 4600013577
WASTEWATER OPERATIONS BRANCH

QUADRANT: SW  
KEY MAP: 488X.T  
TILE NUMBER: 4756d  
P MAP: P3319

CONTRACTOR:  
Parsons Utility Construction Co., LLC  
117 Dumas Street, Pasadena, TX 77458  
PHONE NO. (817) 333-3274  
FAX NO. (817) 333-3387

QUALITY CONTROL LAF  
Nancy S. Moore  
2010 West 38th Street, Houston, TX 77018  
PHONE NO. (713) 777-4140  
FAX NO. (713) 777-3385



GENERAL NOTES:  
1. ALL WORK SHALL BE IN ACCORDANCE WITH THE CITY OF HOUSTON STANDARD SPECIFICATIONS FOR PUBLIC WORKS, LATEST EDITION.  
2. ALL WORK SHALL BE IN ACCORDANCE WITH THE CITY OF HOUSTON STANDARD SPECIFICATIONS FOR PUBLIC WORKS, LATEST EDITION.  
3. ALL WORK SHALL BE IN ACCORDANCE WITH THE CITY OF HOUSTON STANDARD SPECIFICATIONS FOR PUBLIC WORKS, LATEST EDITION.  
4. ALL WORK SHALL BE IN ACCORDANCE WITH THE CITY OF HOUSTON STANDARD SPECIFICATIONS FOR PUBLIC WORKS, LATEST EDITION.



LEGEND	
[Symbol]	EXISTING 12" DIA. 15' DIA. MANHOLE
[Symbol]	EXISTING 18" DIA. 24" DIA. MANHOLE
[Symbol]	EXISTING 30" DIA. 36" DIA. MANHOLE
[Symbol]	EXISTING 48" DIA. 54" DIA. MANHOLE
[Symbol]	EXISTING 60" DIA. 72" DIA. MANHOLE
[Symbol]	EXISTING 72" DIA. 84" DIA. MANHOLE
[Symbol]	EXISTING 90" DIA. 108" DIA. MANHOLE
[Symbol]	EXISTING 108" DIA. 126" DIA. MANHOLE
[Symbol]	EXISTING 126" DIA. 150" DIA. MANHOLE
[Symbol]	EXISTING 150" DIA. 180" DIA. MANHOLE
[Symbol]	EXISTING 180" DIA. 216" DIA. MANHOLE
[Symbol]	EXISTING 216" DIA. 252" DIA. MANHOLE
[Symbol]	EXISTING 252" DIA. 306" DIA. MANHOLE
[Symbol]	EXISTING 306" DIA. 360" DIA. MANHOLE
[Symbol]	EXISTING 360" DIA. 432" DIA. MANHOLE
[Symbol]	EXISTING 432" DIA. 516" DIA. MANHOLE
[Symbol]	EXISTING 516" DIA. 612" DIA. MANHOLE
[Symbol]	EXISTING 612" DIA. 720" DIA. MANHOLE
[Symbol]	EXISTING 720" DIA. 840" DIA. MANHOLE
[Symbol]	EXISTING 840" DIA. 972" DIA. MANHOLE
[Symbol]	EXISTING 972" DIA. 1116" DIA. MANHOLE
[Symbol]	EXISTING 1116" DIA. 1272" DIA. MANHOLE
[Symbol]	EXISTING 1272" DIA. 1440" DIA. MANHOLE
[Symbol]	EXISTING 1440" DIA. 1620" DIA. MANHOLE
[Symbol]	EXISTING 1620" DIA. 1800" DIA. MANHOLE
[Symbol]	EXISTING 1800" DIA. 2070" DIA. MANHOLE
[Symbol]	EXISTING 2070" DIA. 2340" DIA. MANHOLE
[Symbol]	EXISTING 2340" DIA. 2640" DIA. MANHOLE
[Symbol]	EXISTING 2640" DIA. 2970" DIA. MANHOLE
[Symbol]	EXISTING 2970" DIA. 3330" DIA. MANHOLE
[Symbol]	EXISTING 3330" DIA. 3720" DIA. MANHOLE
[Symbol]	EXISTING 3720" DIA. 4140" DIA. MANHOLE
[Symbol]	EXISTING 4140" DIA. 4590" DIA. MANHOLE
[Symbol]	EXISTING 4590" DIA. 5070" DIA. MANHOLE
[Symbol]	EXISTING 5070" DIA. 5580" DIA. MANHOLE
[Symbol]	EXISTING 5580" DIA. 6120" DIA. MANHOLE
[Symbol]	EXISTING 6120" DIA. 6720" DIA. MANHOLE
[Symbol]	EXISTING 6720" DIA. 7380" DIA. MANHOLE
[Symbol]	EXISTING 7380" DIA. 8070" DIA. MANHOLE
[Symbol]	EXISTING 8070" DIA. 8820" DIA. MANHOLE
[Symbol]	EXISTING 8820" DIA. 9630" DIA. MANHOLE
[Symbol]	EXISTING 9630" DIA. 10500" DIA. MANHOLE
[Symbol]	EXISTING 10500" DIA. 11430" DIA. MANHOLE
[Symbol]	EXISTING 11430" DIA. 12420" DIA. MANHOLE
[Symbol]	EXISTING 12420" DIA. 13470" DIA. MANHOLE
[Symbol]	EXISTING 13470" DIA. 14580" DIA. MANHOLE
[Symbol]	EXISTING 14580" DIA. 15750" DIA. MANHOLE
[Symbol]	EXISTING 15750" DIA. 16980" DIA. MANHOLE
[Symbol]	EXISTING 16980" DIA. 18270" DIA. MANHOLE
[Symbol]	EXISTING 18270" DIA. 19620" DIA. MANHOLE
[Symbol]	EXISTING 19620" DIA. 21030" DIA. MANHOLE
[Symbol]	EXISTING 21030" DIA. 22500" DIA. MANHOLE
[Symbol]	EXISTING 22500" DIA. 24030" DIA. MANHOLE
[Symbol]	EXISTING 24030" DIA. 25620" DIA. MANHOLE
[Symbol]	EXISTING 25620" DIA. 27270" DIA. MANHOLE
[Symbol]	EXISTING 27270" DIA. 28980" DIA. MANHOLE
[Symbol]	EXISTING 28980" DIA. 30750" DIA. MANHOLE
[Symbol]	EXISTING 30750" DIA. 32580" DIA. MANHOLE
[Symbol]	EXISTING 32580" DIA. 34470" DIA. MANHOLE
[Symbol]	EXISTING 34470" DIA. 36420" DIA. MANHOLE
[Symbol]	EXISTING 36420" DIA. 38430" DIA. MANHOLE
[Symbol]	EXISTING 38430" DIA. 40500" DIA. MANHOLE
[Symbol]	EXISTING 40500" DIA. 42630" DIA. MANHOLE
[Symbol]	EXISTING 42630" DIA. 44820" DIA. MANHOLE
[Symbol]	EXISTING 44820" DIA. 47070" DIA. MANHOLE
[Symbol]	EXISTING 47070" DIA. 49380" DIA. MANHOLE
[Symbol]	EXISTING 49380" DIA. 51750" DIA. MANHOLE
[Symbol]	EXISTING 51750" DIA. 54180" DIA. MANHOLE
[Symbol]	EXISTING 54180" DIA. 56670" DIA. MANHOLE
[Symbol]	EXISTING 56670" DIA. 59220" DIA. MANHOLE
[Symbol]	EXISTING 59220" DIA. 61830" DIA. MANHOLE
[Symbol]	EXISTING 61830" DIA. 64500" DIA. MANHOLE
[Symbol]	EXISTING 64500" DIA. 67230" DIA. MANHOLE
[Symbol]	EXISTING 67230" DIA. 70020" DIA. MANHOLE
[Symbol]	EXISTING 70020" DIA. 72870" DIA. MANHOLE
[Symbol]	EXISTING 72870" DIA. 75780" DIA. MANHOLE
[Symbol]	EXISTING 75780" DIA. 78750" DIA. MANHOLE
[Symbol]	EXISTING 78750" DIA. 81780" DIA. MANHOLE
[Symbol]	EXISTING 81780" DIA. 84870" DIA. MANHOLE
[Symbol]	EXISTING 84870" DIA. 88020" DIA. MANHOLE
[Symbol]	EXISTING 88020" DIA. 91230" DIA. MANHOLE
[Symbol]	EXISTING 91230" DIA. 94500" DIA. MANHOLE
[Symbol]	EXISTING 94500" DIA. 97830" DIA. MANHOLE
[Symbol]	EXISTING 97830" DIA. 101220" DIA. MANHOLE
[Symbol]	EXISTING 101220" DIA. 104670" DIA. MANHOLE
[Symbol]	EXISTING 104670" DIA. 108180" DIA. MANHOLE
[Symbol]	EXISTING 108180" DIA. 111750" DIA. MANHOLE
[Symbol]	EXISTING 111750" DIA. 115380" DIA. MANHOLE
[Symbol]	EXISTING 115380" DIA. 119070" DIA. MANHOLE
[Symbol]	EXISTING 119070" DIA. 122820" DIA. MANHOLE
[Symbol]	EXISTING 122820" DIA. 126630" DIA. MANHOLE
[Symbol]	EXISTING 126630" DIA. 130500" DIA. MANHOLE
[Symbol]	EXISTING 130500" DIA. 134430" DIA. MANHOLE
[Symbol]	EXISTING 134430" DIA. 138420" DIA. MANHOLE
[Symbol]	EXISTING 138420" DIA. 142470" DIA. MANHOLE
[Symbol]	EXISTING 142470" DIA. 146580" DIA. MANHOLE
[Symbol]	EXISTING 146580" DIA. 150750" DIA. MANHOLE
[Symbol]	EXISTING 150750" DIA. 154980" DIA. MANHOLE
[Symbol]	EXISTING 154980" DIA. 159270" DIA. MANHOLE
[Symbol]	EXISTING 159270" DIA. 163620" DIA. MANHOLE
[Symbol]	EXISTING 163620" DIA. 168030" DIA. MANHOLE
[Symbol]	EXISTING 168030" DIA. 172500" DIA. MANHOLE
[Symbol]	EXISTING 172500" DIA. 177030" DIA. MANHOLE
[Symbol]	EXISTING 177030" DIA. 181620" DIA. MANHOLE
[Symbol]	EXISTING 181620" DIA. 186270" DIA. MANHOLE
[Symbol]	EXISTING 186270" DIA. 190980" DIA. MANHOLE
[Symbol]	EXISTING 190980" DIA. 195750" DIA. MANHOLE
[Symbol]	EXISTING 195750" DIA. 200580" DIA. MANHOLE
[Symbol]	EXISTING 200580" DIA. 205470" DIA. MANHOLE
[Symbol]	EXISTING 205470" DIA. 210420" DIA. MANHOLE
[Symbol]	EXISTING 210420" DIA. 215430" DIA. MANHOLE
[Symbol]	EXISTING 215430" DIA. 220500" DIA. MANHOLE
[Symbol]	EXISTING 220500" DIA. 225630" DIA. MANHOLE
[Symbol]	EXISTING 225630" DIA. 230820" DIA. MANHOLE
[Symbol]	EXISTING 230820" DIA. 236070" DIA. MANHOLE
[Symbol]	EXISTING 236070" DIA. 241380" DIA. MANHOLE
[Symbol]	EXISTING 241380" DIA. 246750" DIA. MANHOLE
[Symbol]	EXISTING 246750" DIA. 252180" DIA. MANHOLE
[Symbol]	EXISTING 252180" DIA. 257670" DIA. MANHOLE
[Symbol]	EXISTING 257670" DIA. 263220" DIA. MANHOLE
[Symbol]	EXISTING 263220" DIA. 268830" DIA. MANHOLE
[Symbol]	EXISTING 268830" DIA. 274500" DIA. MANHOLE
[Symbol]	EXISTING 274500" DIA. 280230" DIA. MANHOLE
[Symbol]	EXISTING 280230" DIA. 286020" DIA. MANHOLE
[Symbol]	EXISTING 286020" DIA. 291870" DIA. MANHOLE
[Symbol]	EXISTING 291870" DIA. 297780" DIA. MANHOLE
[Symbol]	EXISTING 297780" DIA. 303750" DIA. MANHOLE
[Symbol]	EXISTING 303750" DIA. 309780" DIA. MANHOLE
[Symbol]	EXISTING 309780" DIA. 315870" DIA. MANHOLE
[Symbol]	EXISTING 315870" DIA. 322020" DIA. MANHOLE
[Symbol]	EXISTING 322020" DIA. 328230" DIA. MANHOLE
[Symbol]	EXISTING 328230" DIA. 334500" DIA. MANHOLE
[Symbol]	EXISTING 334500" DIA. 340830" DIA. MANHOLE
[Symbol]	EXISTING 340830" DIA. 347220" DIA. MANHOLE
[Symbol]	EXISTING 347220" DIA. 353670" DIA. MANHOLE
[Symbol]	EXISTING 353670" DIA. 360180" DIA. MANHOLE
[Symbol]	EXISTING 360180" DIA. 366750" DIA. MANHOLE
[Symbol]	EXISTING 366750" DIA. 373380" DIA. MANHOLE
[Symbol]	EXISTING 373380" DIA. 380070" DIA. MANHOLE
[Symbol]	EXISTING 380070" DIA. 386820" DIA. MANHOLE
[Symbol]	EXISTING 386820" DIA. 393630" DIA. MANHOLE
[Symbol]	EXISTING 393630" DIA. 400500" DIA. MANHOLE
[Symbol]	EXISTING 400500" DIA. 407430" DIA. MANHOLE
[Symbol]	EXISTING 407430" DIA. 414420" DIA. MANHOLE
[Symbol]	EXISTING 414420" DIA. 421470" DIA. MANHOLE
[Symbol]	EXISTING 421470" DIA. 428580" DIA. MANHOLE
[Symbol]	EXISTING 428580" DIA. 435750" DIA. MANHOLE
[Symbol]	EXISTING 435750" DIA. 442980" DIA. MANHOLE
[Symbol]	EXISTING 442980" DIA. 450270" DIA. MANHOLE
[Symbol]	EXISTING 450270" DIA. 457620" DIA. MANHOLE
[Symbol]	EXISTING 457620" DIA. 465030" DIA. MANHOLE
[Symbol]	EXISTING 465030" DIA. 472500" DIA. MANHOLE
[Symbol]	EXISTING 472500" DIA. 480030" DIA. MANHOLE
[Symbol]	EXISTING 480030" DIA. 487620" DIA. MANHOLE
[Symbol]	EXISTING 487620" DIA. 495270" DIA. MANHOLE
[Symbol]	EXISTING 495270" DIA. 502980" DIA. MANHOLE
[Symbol]	EXISTING 502980" DIA. 510750" DIA. MANHOLE
[Symbol]	EXISTING 510750" DIA. 518580" DIA. MANHOLE
[Symbol]	EXISTING 518580" DIA. 526470" DIA. MANHOLE
[Symbol]	EXISTING 526470" DIA. 534420" DIA. MANHOLE
[Symbol]	EXISTING 534420" DIA. 542430" DIA. MANHOLE
[Symbol]	EXISTING 542430" DIA. 550500" DIA. MANHOLE
[Symbol]	EXISTING 550500" DIA. 558630" DIA. MANHOLE
[Symbol]	EXISTING 558630" DIA. 566820" DIA. MANHOLE
[Symbol]	EXISTING 566820" DIA. 575070" DIA. MANHOLE
[Symbol]	EXISTING 575070" DIA. 583380" DIA. MANHOLE
[Symbol]	EXISTING 583380" DIA. 591750" DIA. MANHOLE
[Symbol]	EXISTING 591750" DIA. 600180" DIA. MANHOLE
[Symbol]	EXISTING 600180" DIA. 608670" DIA. MANHOLE
[Symbol]	EXISTING 608670" DIA. 617220" DIA. MANHOLE
[Symbol]	EXISTING 617220" DIA. 625830" DIA. MANHOLE
[Symbol]	EXISTING 625830" DIA. 634500" DIA. MANHOLE
[Symbol]	EXISTING 634500" DIA. 643230" DIA. MANHOLE
[Symbol]	EXISTING 643230" DIA. 652020" DIA. MANHOLE
[Symbol]	EXISTING 652020" DIA. 660870" DIA. MANHOLE
[Symbol]	EXISTING 660870" DIA. 669780" DIA. MANHOLE
[Symbol]	EXISTING 669780" DIA. 678750" DIA. MANHOLE
[Symbol]	EXISTING 678750" DIA. 687780" DIA. MANHOLE
[Symbol]	EXISTING 687780" DIA. 696870" DIA. MANHOLE
[Symbol]	EXISTING 696870" DIA. 705920" DIA. MANHOLE
[Symbol]	EXISTING 705920" DIA. 715030" DIA. MANHOLE
[Symbol]	EXISTING 715030" DIA. 724200" DIA. MANHOLE
[Symbol]	EXISTING 724200" DIA. 733430" DIA. MANHOLE
[Symbol]	EXISTING 733430" DIA. 742720" DIA. MANHOLE
[Symbol]	EXISTING 742720" DIA. 752070" DIA. MANHOLE
[Symbol]	EXISTING 752070" DIA. 761480" DIA. MANHOLE
[Symbol]	EXISTING 761480" DIA. 770950" DIA. MANHOLE
[Symbol]	EXISTING 770950" DIA. 780480" DIA. MANHOLE
[Symbol]	EXISTING 780480" DIA. 790070" DIA. MANHOLE
[Symbol]	EXISTING 790070" DIA. 799720" DIA. MANHOLE
[Symbol]	EXISTING 799720" DIA. 809430" DIA. MANHOLE
[Symbol]	EXISTING 809430" DIA. 819200" DIA. MANHOLE
[Symbol]	EXISTING 819200" DIA. 829030" DIA. MANHOLE
[Symbol]	EXISTING 829030" DIA. 838920" DIA. MANHOLE
[Symbol]	EXISTING 838920" DIA. 848870" DIA. MANHOLE
[Symbol]	EXISTING 848870" DIA. 858880" DIA. MANHOLE
[Symbol]	EXISTING 858880" DIA. 868950" DIA. MANHOLE
[Symbol]	EXISTING 868950" DIA. 879080" DIA. MANHOLE
[Symbol]	EXISTING 879080" DIA. 889270" DIA. MANHOLE
[Symbol]	EXISTING 889270" DIA. 899520" DIA. MANHOLE
[Symbol]	EXISTING 899520" DIA. 909830" DIA. MANHOLE
[Symbol]	EXISTING 909830" DIA. 920200" DIA. MANHOLE
[Symbol]	EXISTING 920200" DIA. 930630" DIA. MANHOLE
[Symbol]	EXISTING 930630" DIA. 941120" DIA. MANHOLE
[Symbol]	EXISTING 941120" DIA. 951670" DIA. MANHOLE
[Symbol]	EXISTING 951670" DIA. 962280" DIA. MANHOLE
[Symbol]	EXISTING 962280" DIA. 972950" DIA. MANHOLE
[Symbol]	EXISTING 972950" DIA. 983680" DIA. MANHOLE
[Symbol]	EXISTING 983680" DIA. 994470" DIA. MANHOLE
[Symbol]	EXISTING 994470" DIA. 1005320" DIA. MANHOLE
[Symbol]	EXISTING 1005320" DIA. 1016330" DIA. MANHOLE
[Symbol]	EXISTING 1016330" DIA. 1027400" DIA. MANHOLE
[Symbol]	EXISTING 1027400" DIA. 1038530" DIA. MANHOLE
[Symbol]	EXISTING 1038530" DIA. 1049720" DIA. MANHOLE
[Symbol]	EXISTING 1049720" DIA. 1060970" DIA. MANHOLE
[Symbol]	EXISTING 1060970" DIA. 1072280" DIA. MANHOLE
[Symbol]	EXISTING 1072280" DIA. 1083650" DIA. MANHOLE
[Symbol]	EXISTING 1083650" DIA. 1095080" DIA. MANHOLE
[Symbol]	EXISTING 1095080" DIA. 1106570" DIA. MANHOLE
[Symbol]	EXISTING 1106570" DIA. 1118120" DIA. MANHOLE
[Symbol]	EXISTING 1118120" DIA. 1129730" DIA. MANHOLE
[Symbol]	EXISTING 1129730" DIA. 1141400" DIA. MANHOLE
[Symbol]	EXISTING 1141400" DIA. 1153130" DIA. MANHOLE
[Symbol]	EXISTING 1153130" DIA. 1164920" DIA. MANHOLE
[Symbol]	EXISTING 1164920" DIA. 1176770" DIA. MANHOLE
[Symbol]	EXISTING 1176770" DIA. 1188680" DIA. MANHOLE
[Symbol]	EXISTING 1188680" DIA. 1200650" DIA. MANHOLE
[Symbol]	EXISTING 1200650" DIA. 1212680" DIA. MANHOLE
[Symbol]	EXISTING 1212680" DIA. 1224770" DIA. MANHOLE
[Symbol]	EXISTING 1224770" DIA. 1236920" DIA. MANHOLE
[Symbol]	EXISTING 1236920" DIA. 1249130" DIA. MANHOLE
[Symbol]	EXISTING 1249130" DIA. 1261400" DIA. MANHOLE
[Symbol]	EXISTING 1261400" DIA. 1273730" DIA. MANHOLE
[Symbol]	EXISTING 1273730" DIA. 1286120" DIA. MANHOLE
[Symbol]	EXISTING 1286120" DIA. 1298570" DIA. MANHOLE
[Symbol]	EXISTING 1298570" DIA. 1311080" DIA. MANHOLE
[Symbol]	EXISTING 1311080" DIA. 1323650" DIA. MANHOLE
[Symbol]	EXISTING 1323650" DIA. 1336280" DIA. MANHOLE
[Symbol]	EXISTING 1336280" DIA. 1348970" DIA. MANHOLE
[Symbol]	EXISTING 1348970" DIA. 1361720" DIA. MANHOLE
[Symbol]	EXISTING 1361720" DIA. 1374530" DIA. MANHOLE
[Symbol]	EXISTING 1374530" DIA. 1387400" DIA. MANHOLE
[Symbol]	EXISTING 1387400" DIA. 1400330" DIA. MANHOLE
[Symbol]	EXISTING 1400330" DIA. 1413320" DIA. MANHOLE
[Symbol]	EXISTING 1413320" DIA. 1426370" DIA. MANHOLE
[Symbol]	EXISTING 1426370" DIA. 1439480" DIA. MANHOLE
[Symbol]	EXISTING 1439480" DIA. 1452650" DIA. MANHOLE
[Symbol]	EXISTING 1452650" DIA. 1465880" DIA.

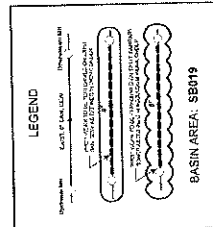
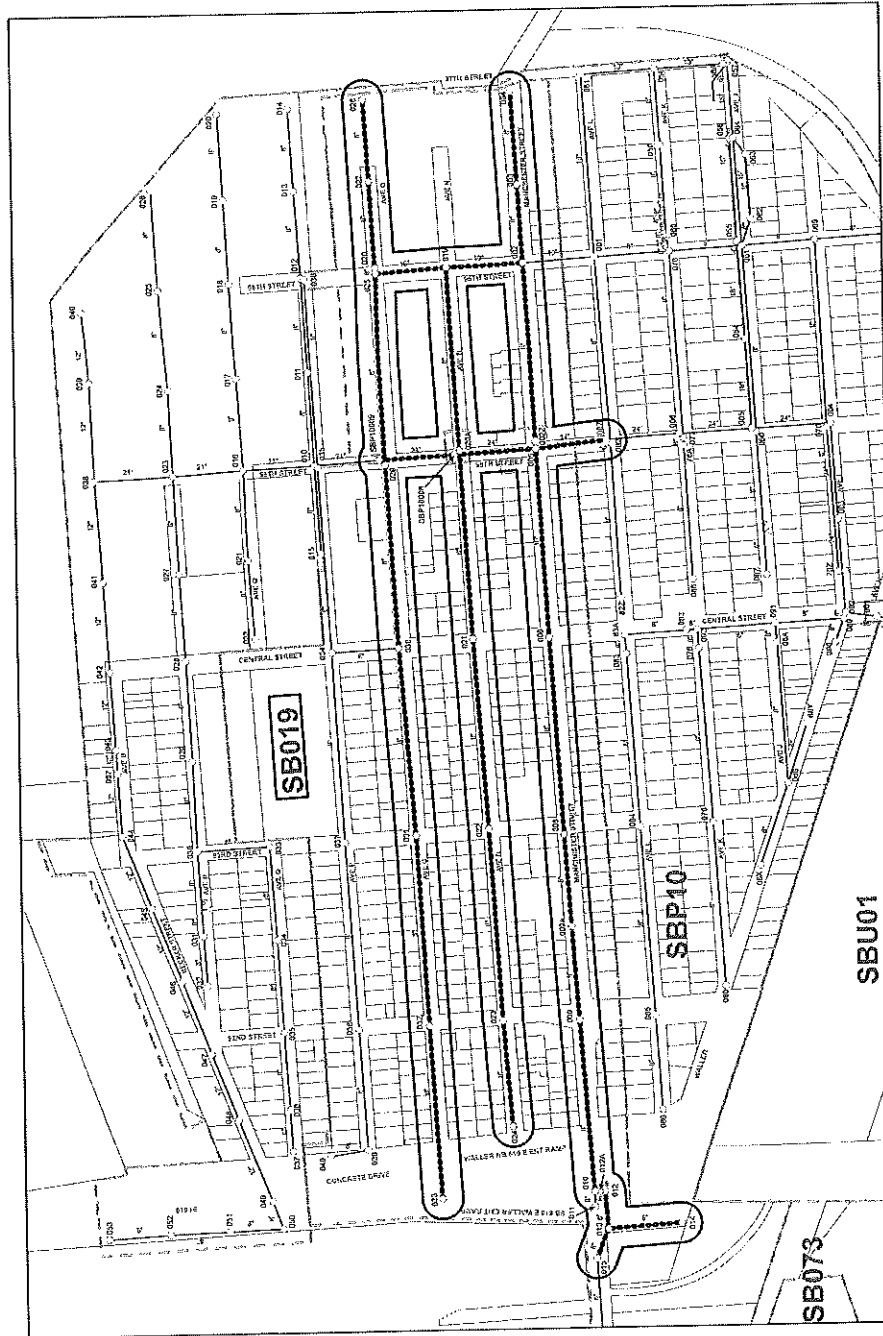
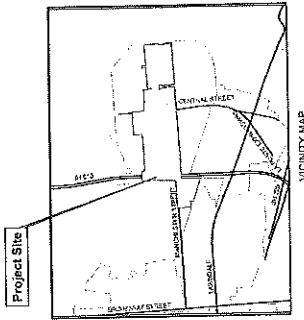
# CITY OF HOUSTON

DEPARTMENT OF PUBLIC WORKS AND ENGINEERING  
WASTEWATER OPERATIONS BRANCH

Sanitary Sewer Rehabilitation By Slipping & Pipe Bursing Methods

Subdivision: MANCHESTER

Council District: 1



NO.	REVISION	DATE

**GENERAL NOTES:**

1. CHECK CURRENT AGREEMENT, SPECIFICATIONS, AND CONTRACT FOR ALL DETAILS.
2. ALL WORK SHALL BE IN ACCORDANCE WITH THE CITY OF HOUSTON STANDARD SPECIFICATIONS FOR CONSTRUCTION OF SANITARY SEWER SYSTEMS.
3. ALL MATERIALS AND METHODS SHALL BE APPROVED BY THE CITY OF HOUSTON.
4. ALL WORK SHALL BE IN ACCORDANCE WITH THE CITY OF HOUSTON STANDARD SPECIFICATIONS FOR CONSTRUCTION OF SANITARY SEWER SYSTEMS.



QUALITY CONTROL LAB:  
2015 Avenue C, Houston, TX 77003  
PHONE NO. 713-772-6400  
FAX NO. 713-772-4480

CONTRACTOR:  
United Utilities Construction Co., LLC  
117 Danvers Street, Portland, TN 37148  
PHONE NO. 615-225-2374  
FAX NO. 615-225-2507

QUADRANT: SE  
KEY MAP: 535C, D  
TILE NUMBER: 56559  
P MAP: P3293

CITY OF HOUSTON  
DEPARTMENT OF PUBLIC WORKS AND ENGINEERING  
WASTEWATER OPERATIONS BRANCH  
SANITARY SEWER REHABILITATION BY  
SLIPPING & PIPE BURSING METHODS  
WORK ORDER DRAWING

WW FILE NO. 4257-150  
WORK ORDER NO. 06  
WBS NO. R-000266-0239-4  
OUTLINE AGREEMENT NO. 4600013577

DATE: 12/16/16  
SCALE: 1"=30'  
DRAWN BY: [Signature]  
CHECKED BY: [Signature]  
APPROVED BY: [Signature]  
CITY OF HOUSTON  
MANCHESTER SUBDIVISION

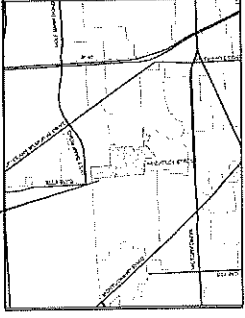
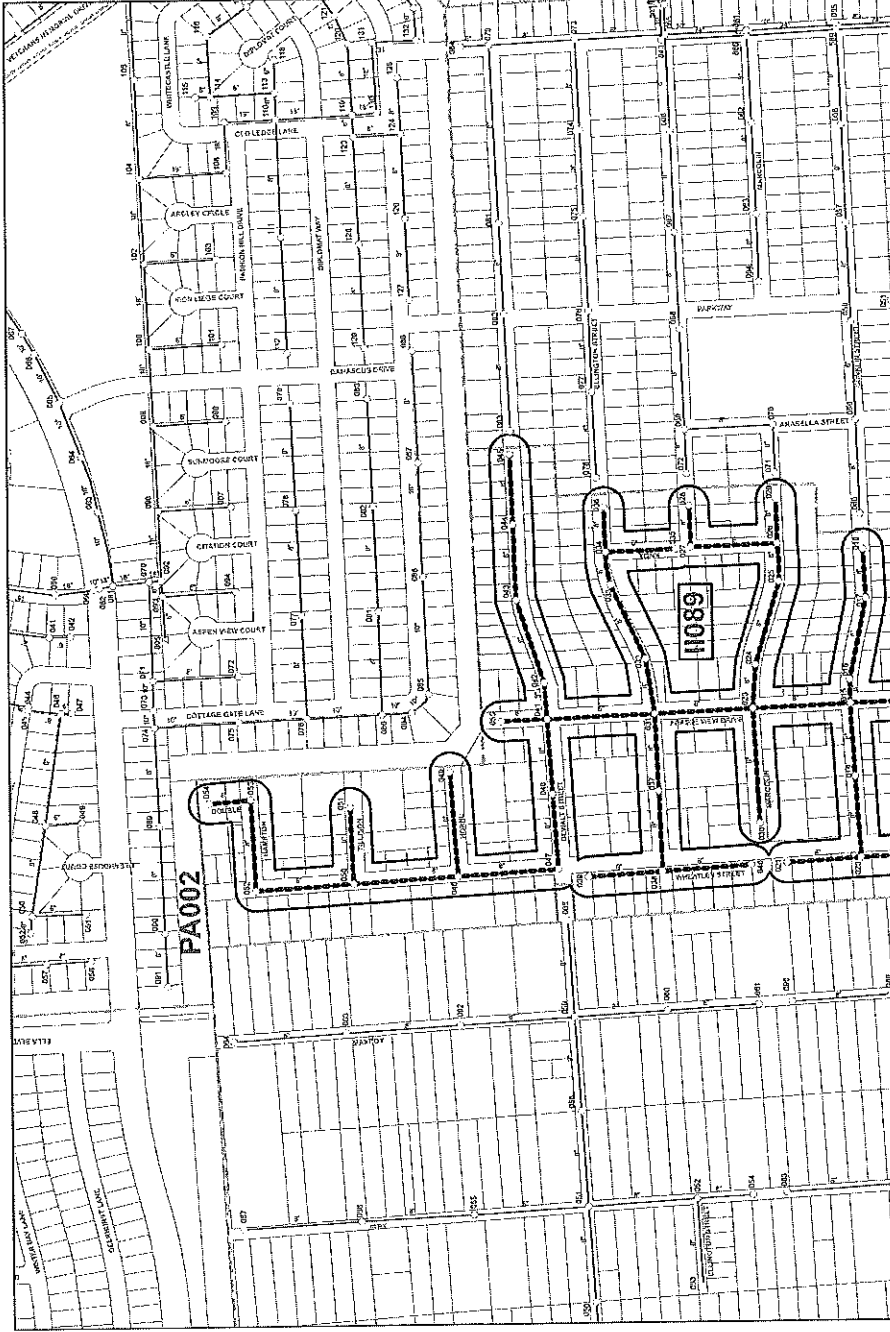
# CITY OF HOUSTON

DEPARTMENT OF PUBLIC WORKS AND ENGINEERING  
WASTEWATER OPERATIONS BRANCH

Sanitary Sewer Rehabilitation By Sliplining & Pipe Bursting Methods

Subdivision: HIGHLAND HEIGHTS

Council District: B



CITY OF HOUSTON DEPARTMENT OF PUBLIC WORKS AND ENGINEERING WASTEWATER OPERATIONS BRANCH SANITARY SEWER REHABILITATION BY SLIPLINING & PIPE BURSTING METHODS WORK ORDER DRAWING
AWFILE NO. 4257-150
WORK ORDER NO. 07
WBS NO. R-000266-0238-4
OUTLINE AGREEMENT NO. 4600013577
DATE: 01/13/2017

DATE: 01/13/2017
SCALE: 1" = 48'
44811 - Non-Open
SHEET: 1 OF 2 - INSET


QUADRANT: NW
KEY MAP: 412P
TILE NUMBER: 5262D
P MAP: P3323

CONTRACTOR:  
Preston Lateral Construction Co., LLC  
117 Emma Street, Pennell, TN 37146  
PHONE NO. (615) 282-5374  
FAX NO. (615) 225-2087

QUALITY CONTROL LAB:  
2033 W. Sam Houston Pkwy North, Houston, TX 77060  
PHONE NO. 713-675-8400  
FAX NO. 713-675-1406



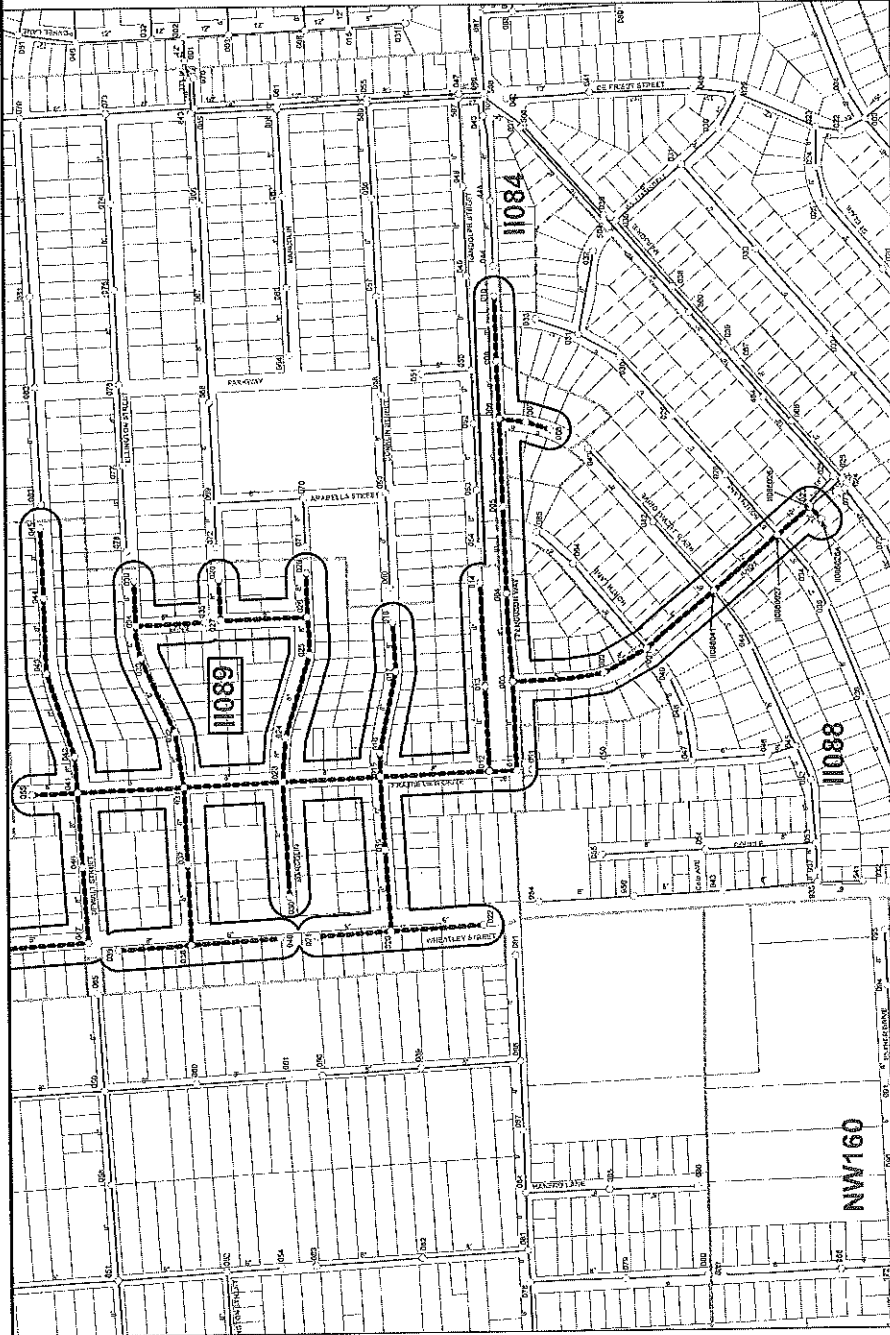
GENERAL NOTES:  
1. ALL WORK SHALL BE IN ACCORDANCE WITH THE CITY OF HOUSTON STANDARD SPECIFICATIONS FOR CONSTRUCTION OF SEWER LINES AND MANHOLES.  
2. AFTER REVIEW OF ALL CONTRACT DOCUMENTS, CONTRACTOR SHALL NOTIFY THE CITY OF HOUSTON OF ANY DISCREPANCIES OR OMISSIONS.  
3. CONTRACTOR SHALL BE RESPONSIBLE FOR OBTAINING ALL NECESSARY PERMITS AND APPROVALS FROM THE CITY OF HOUSTON AND THE STATE OF TEXAS.



NO.	REVISION	DESCRIPTION	DATE

LEGEND
BASIN AREA: 11089

SEE SHEET 1 OF 2



**LEGEND**

11089 BASIN AREA: 11089

11084 BASIN AREA: 11084

11088 BASIN AREA: 11088

NW160

NO.	REVISION	DATE

**GENERAL NOTES:**

1. ALL BASINS TO BE CONSTRUCTED AS SHOWN AND TO BE PROTECTED BY CURBS AND SIDEWALKS.

2. ALL UTILITY LINES, AND ALL MARKED SHALL BE AS SHOWN.

3. AFTER REVIEW OF PRODUCTION VIDEO, CONTRACTOR SHALL BE NOTIFIED TO MAKE NECESSARY CORRECTIONS TO THE PRODUCTION VIDEO.

4. CONTRACTOR SHALL BE RESPONSIBLE FOR OBTAINING ALL NECESSARY PERMITS AND APPROVALS FROM THE CITY OF HOUSTON.



**QUALITY CONTROL LAR**  
 Bruce Adams  
 2015 West Sam Houston Pkwy North, Ste 110, Houston, TX 77040  
 PHONE NO. 713-673-6800  
 FAX NO. 713-673-6800

**CONTRACTOR:**  
 Premium Utilities Construction Co., LLC  
 117 Darnley Green, Portland, TN 37148  
 PHONE NO. 615-333-3374  
 FAX NO. 615-333-3397

**QUADRANT:** NW  
**KEY MAP:** 412P  
**TILE NUMBER:** 52620  
**P.MAP:** P3323

CITY OF HOUSTON  
 DEPARTMENT OF PUBLIC WORKS AND ENGINEERING  
 WASTEWATER OPERATIONS DIVISION  
 SANITATION ENGINEERING SECTION  
 SURVEYING & PLANNING DIVISION  
 WORK ORDER DRAWING

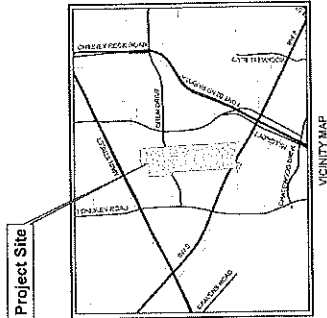
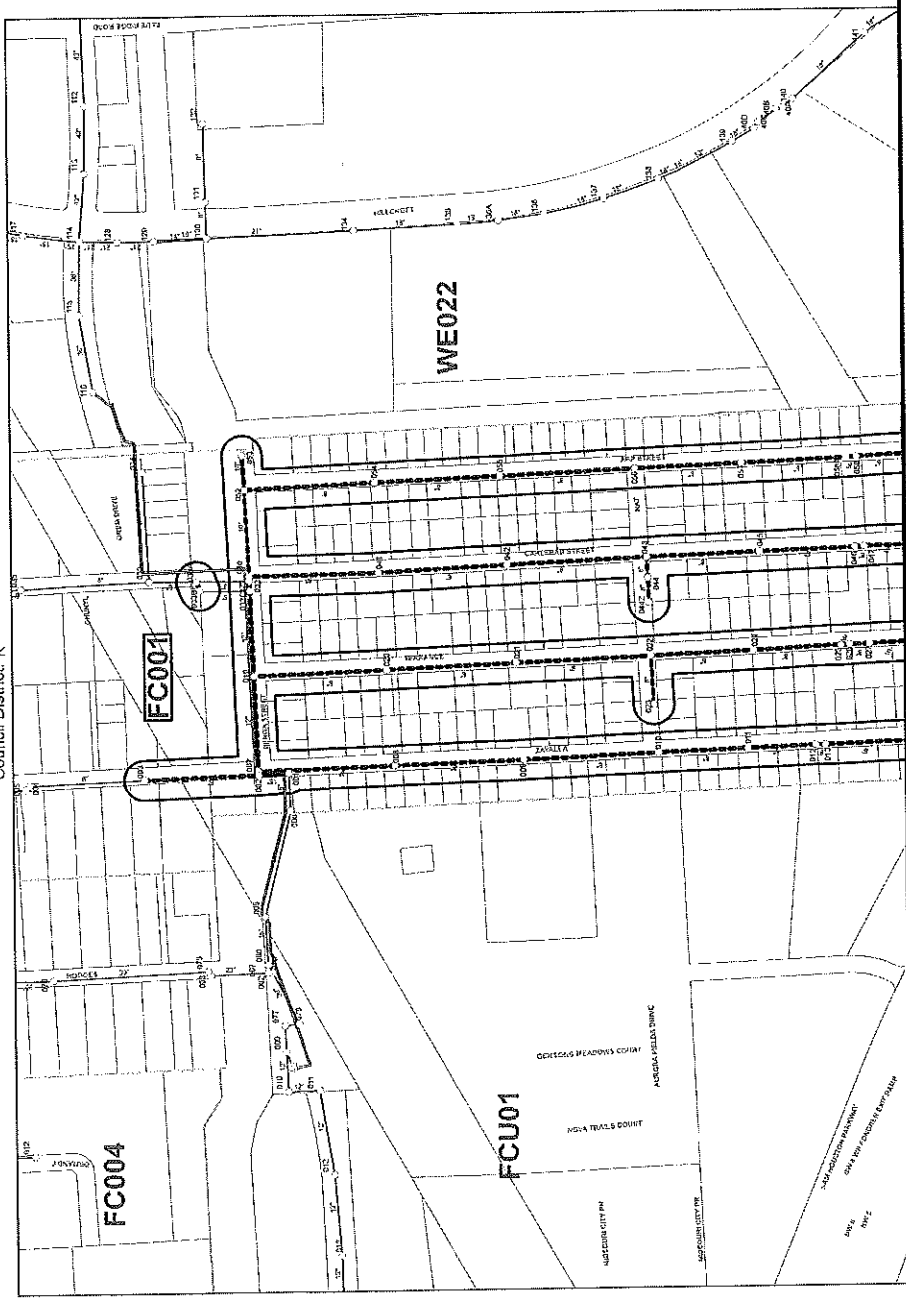
WATER FILE NO. 4257-150  
 WORK ORDER NO. 07  
 WRS NO. R-000266-0239-4  
 CUTLINE AGREEMENT NO. 4600013577

DESIGNED BY: [Signature]  
 CHECKED BY: [Signature]  
 DRAWN BY: [Signature]  
 DATE: 01/13/2017  
 MANHOLE NUMBER: NW 02000103577

SHEET: 1 OF 2  
 DATE: 11-20-17  
 DRAWN BY: [Signature]

# CITY OF HOUSTON

DEPARTMENT OF PUBLIC WORKS AND ENGINEERING  
 WASTEWATER OPERATIONS BRANCH  
 Sanitary Sewer Rehabilitation By Sliplining and Pipe Bursting Methods  
 Subdivision: SOUTH MAIN ESTATES  
 Council District: K



CITY OF HOUSTON  
 DEPARTMENT OF PUBLIC WORKS AND ENGINEERING  
 WASTEWATER OPERATIONS BRANCH  
 SANITARY SEWER REHABILITATION BY  
 SLIPLINING AND PIPE BURSTING METHODS  
 WORK ORDER DRAWING  
 WORK ORDER NO. 08  
 WWS NO. P-000289-0238-4  
 CUTLINE ASSESSMENT NO. 4600013877  
 DATE: 2/14/17  
 SCALE: 1"=20'  
 SHEET NO. 1 OF 2 (240)

CONTRACTOR:  
 Portland Utility Constructors Co., LLC  
 117 Permian Street, Portland, TX 77146  
 PHONE NO. (813) 925-2374  
 FAX NO. (813) 925-2287

QUADRANT: SW  
 KEY MAP: 570 MSR  
 TILE NUMBER: 5051b  
 P MAP: P3333

QUALITY CONTROL LAB  
 2213 West San Houston Pkwy Suite 206 Houston, TX 77063  
 PHONE NO. (713) 873-8400  
 FAX NO. (713) 873-8460

GENERAL NOTES:  
 1. EXACT LOCATION, ADDRESS, FRONT, REAR, WIDTH, DEPTH OF  
 EXISTING SAN. SEWER, LINES, AND MANHOLES SHALL BE AS SHOWN  
 ON PLANS AND FIELD SURVEY DATA. ALL DIMENSIONS SHALL BE  
 TO CENTER UNLESS OTHERWISE NOTED TO BE TO FACE.  
 2. COLOR VIDEO OR PHOTO RECORDING SHALL BE TAKEN OF THE EXISTING  
 WORK BEFORE LOCATION MARKS TO DETERMINE EXISTING WORK.



SEE SHEET 2 OF 2

NO.	REVISION	DATE	DESCRIPTION

NO.	REVISION	DATE	DESCRIPTION

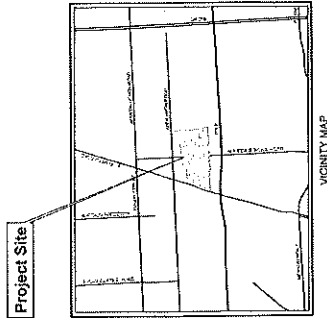
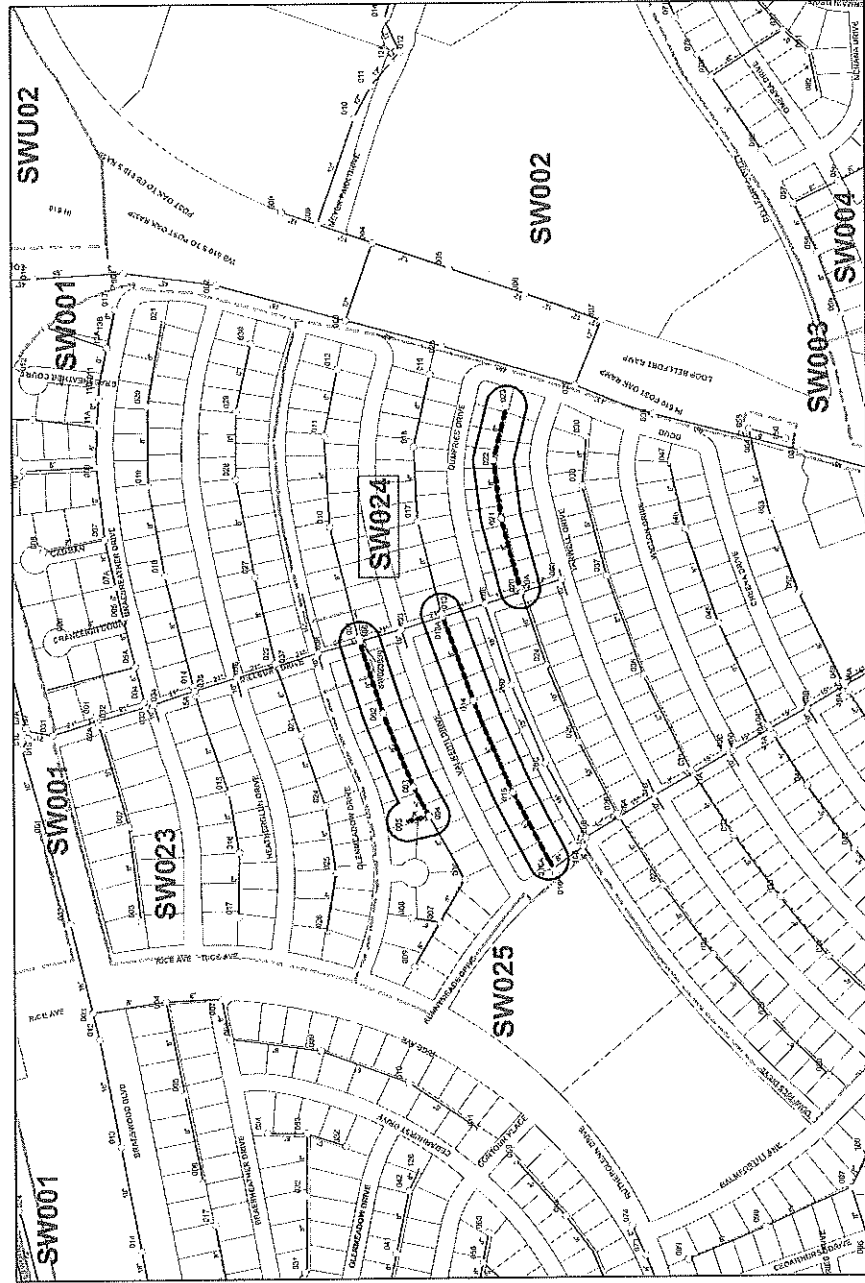


# CITY OF HOUSTON

DEPARTMENT OF PUBLIC WORKS AND ENGINEERING  
WASTEWATER OPERATIONS BRANCH

Sanitary Sewer Rehabilitation By Sliplining & Pipe Bursting Methods

Subdivision: MEYERLAND  
Council District: C



CITY OF HOUSTON  
DEPARTMENT OF PUBLIC WORKS AND ENGINEERING  
WASTEWATER OPERATIONS BRANCH  
SANITARY SEWER REHABILITATION BY  
SLIPLINING & PIPE BURSTING METHODS  
WORK ORDER DRAWING

WORK ORDER NO. 10  
JOB NO. R-000266-0239-4  
OUTLINE AGREEMENT NO. 4800013577

DATE: 01/08/11  
SCALE: 1" = 30'  
CDS: R/ma/ha  
SHEET NO. 1 OF 1 SHEET

CONTRACTOR:  
Pentech Utilities Construction Co., LLC  
117 Demaris Street, Houston, TX 77044  
PHONE NO. (713) 873-3400  
FAC. NO. (713) 873-2205

QUADRANT: SW  
KEY MAP: S31U  
TITLE NUMBER: 5153b  
P MAP: P3354

QUALITY CONTROL LAB:  
Aqua Chem  
235 West Sam Houston Parkway North, Suite 119  
Houston, TX 77068  
PHONE NO. (713) 873-3400  
FAC. NO. (713) 873-2205

GENERAL NOTES:  
1. ALL WORK SHALL BE IN ACCORDANCE WITH THE CITY OF HOUSTON STANDARD SPECIFICATIONS FOR CONSTRUCTION OF SEWERAGE AND WATERWORKS.  
2. ALL WORK SHALL BE IN ACCORDANCE WITH THE CITY OF HOUSTON STANDARD SPECIFICATIONS FOR CONSTRUCTION OF SEWERAGE AND WATERWORKS.  
3. ALL WORK SHALL BE IN ACCORDANCE WITH THE CITY OF HOUSTON STANDARD SPECIFICATIONS FOR CONSTRUCTION OF SEWERAGE AND WATERWORKS.

LEGEND

- 18" DIA. 12' DEEP 3% SLOPE
- 12" DIA. 8' DEEP 3% SLOPE
- 8" DIA. 6' DEEP 3% SLOPE
- 6" DIA. 4' DEEP 3% SLOPE
- 4" DIA. 3' DEEP 3% SLOPE
- 3" DIA. 2' DEEP 3% SLOPE
- 2" DIA. 1' DEEP 3% SLOPE
- 1" DIA. 0.5' DEEP 3% SLOPE

BASIN AREA: SW024

NO.	REVISION	DATE

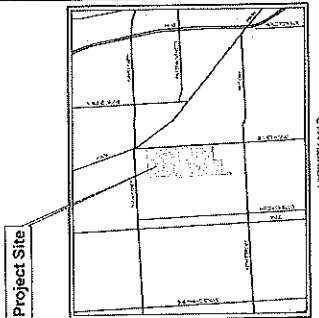
CONTRACTOR:  
Pentech Utilities Construction Co., LLC  
117 Demaris Street, Houston, TX 77044  
PHONE NO. (713) 873-3400  
FAC. NO. (713) 873-2205

# CITY OF HOUSTON

DEPARTMENT OF PUBLIC WORKS AND ENGINEERING  
WASTEWATER OPERATIONS BRANCH

Sanitary Sewer Rehabilitation By Sliplining & Pipe Bursting Methods  
Subdivision: STUDEWOOD

Council District: C



CITY OF HOUSTON  
DEPARTMENT OF PUBLIC WORKS AND ENGINEERING  
WASTEWATER OPERATIONS BRANCH  
Sliplining & Pipe Bursting Methods  
WORK ORDER DRAWING  
WORK ORDER NO. 4257-150  
WORK ORDER NO. 11  
WBS NO. R-000265-0235-4  
DATE OF AGREEMENT NO. 4800013577  
CONTRACTOR: [Signature]  
CITY OF HOUSTON  
DEPARTMENT OF PUBLIC WORKS AND ENGINEERING  
WASTEWATER OPERATIONS BRANCH  
177 DUNDAS STREET, PEARSON, TX 77446  
PHONE NO. (817) 252-2374  
FAX NO. (817) 252-2377

DATE: 08/28/17  
SCALE: 1" = 20'  
SHEET NO. 1 OF 1 SHEET

QUADRANT: NW  
KEY MAP: 453W  
TITLE NUMBER: 6359C  
MAP: T-1433

CONTRACTOR: [Signature]  
CONTRACTOR: [Signature]  
177 DUNDAS STREET, PEARSON, TX 77446  
PHONE NO. (817) 252-2374  
FAX NO. (817) 252-2377

QUALITY CONTROL L&P  
2315 West Sam Houston Parkway North, Suite 118  
HOUSTON, TX 77068  
PHONE NO. (713) 775-8600  
FAX NO. (713) 775-8500



GENERAL NOTES:  
1. SPECIAL NOTES, INCLUDING STORM DETENTION, ARE APPLICABLE TO THIS PROJECT.  
2. AFTER THE WORK IS COMPLETED, THE CONTRACTOR SHALL BE RESPONSIBLE FOR THE REPAIR OF ANY DAMAGE TO THE SURROUNDING PROPERTY.  
3. THE CONTRACTOR SHALL BE RESPONSIBLE FOR THE PROTECTION OF ALL UTILITIES AND STRUCTURES.  
4. THE CONTRACTOR SHALL BE RESPONSIBLE FOR THE PROTECTION OF ALL UTILITIES AND STRUCTURES.

LEGEND


[Symbol]	12" x 18" x 24" x 30" x 36" x 42" x 48" x 54" x 60" x 66" x 72" x 78" x 84" x 90" x 96" x 102" x 108" x 114" x 120" x 126" x 132" x 138" x 144" x 150" x 156" x 162" x 168" x 174" x 180" x 186" x 192" x 198" x 204" x 210" x 216" x 222" x 228" x 234" x 240" x 246" x 252" x 258" x 264" x 270" x 276" x 282" x 288" x 294" x 300" x 306" x 312" x 318" x 324" x 330" x 336" x 342" x 348" x 354" x 360" x 366" x 372" x 378" x 384" x 390" x 396" x 402" x 408" x 414" x 420" x 426" x 432" x 438" x 444" x 450" x 456" x 462" x 468" x 474" x 480" x 486" x 492" x 498" x 504" x 510" x 516" x 522" x 528" x 534" x 540" x 546" x 552" x 558" x 564" x 570" x 576" x 582" x 588" x 594" x 600" x 606" x 612" x 618" x 624" x 630" x 636" x 642" x 648" x 654" x 660" x 666" x 672" x 678" x 684" x 690" x 696" x 702" x 708" x 714" x 720" x 726" x 732" x 738" x 744" x 750" x 756" x 762" x 768" x 774" x 780" x 786" x 792" x 798" x 804" x 810" x 816" x 822" x 828" x 834" x 840" x 846" x 852" x 858" x 864" x 870" x 876" x 882" x 888" x 894" x 900" x 906" x 912" x 918" x 924" x 930" x 936" x 942" x 948" x 954" x 960" x 966" x 972" x 978" x 984" x 990" x 996" x 1002" x 1008" x 1014" x 1020" x 1026" x 1032" x 1038" x 1044" x 1050" x 1056" x 1062" x 1068" x 1074" x 1080" x 1086" x 1092" x 1098" x 1104" x 1110" x 1116" x 1122" x 1128" x 1134" x 1140" x 1146" x 1152" x 1158" x 1164" x 1170" x 1176" x 1182" x 1188" x 1194" x 1200" x 1206" x 1212" x 1218" x 1224" x 1230" x 1236" x 1242" x 1248" x 1254" x 1260" x 1266" x 1272" x 1278" x 1284" x 1290" x 1296" x 1302" x 1308" x 1314" x 1320" x 1326" x 1332" x 1338" x 1344" x 1350" x 1356" x 1362" x 1368" x 1374" x 1380" x 1386" x 1392" x 1398" x 1404" x 1410" x 1416" x 1422" x 1428" x 1434" x 1440" x 1446" x 1452" x 1458" x 1464" x 1470" x 1476" x 1482" x 1488" x 1494" x 1500" x 1506" x 1512" x 1518" x 1524" x 1530" x 1536" x 1542" x 1548" x 1554" x 1560" x 1566" x 1572" x 1578" x 1584" x 1590" x 1596" x 1602" x 1608" x 1614" x 1620" x 1626" x 1632" x 1638" x 1644" x 1650" x 1656" x 1662" x 1668" x 1674" x 1680" x 1686" x 1692" x 1698" x 1704" x 1710" x 1716" x 1722" x 1728" x 1734" x 1740" x 1746" x 1752" x 1758" x 1764" x 1770" x 1776" x 1782" x 1788" x 1794" x 1800" x 1806" x 1812" x 1818" x 1824" x 1830" x 1836" x 1842" x 1848" x 1854" x 1860" x 1866" x 1872" x 1878" x 1884" x 1890" x 1896" x 1902" x 1908" x 1914" x 1920" x 1926" x 1932" x 1938" x 1944" x 1950" x 1956" x 1962" x 1968" x 1974" x 1980" x 1986" x 1992" x 1998" x 2004" x 2010" x 2016" x 2022" x 2028" x 2034" x 2040" x 2046" x 2052" x 2058" x 2064" x 2070" x 2076" x 2082" x 2088" x 2094" x 2100" x 2106" x 2112" x 2118" x 2124" x 2130" x 2136" x 2142" x 2148" x 2154" x 2160" x 2166" x 2172" x 2178" x 2184" x 2190" x 2196" x 2202" x 2208" x 2214" x 2220" x 2226" x 2232" x 2238" x 2244" x 2250" x 2256" x 2262" x 2268" x 2274" x 2280" x 2286" x 2292" x 2298" x 2304" x 2310" x 2316" x 2322" x 2328" x 2334" x 2340" x 2346" x 2352" x 2358" x 2364" x 2370" x 2376" x 2382" x 2388" x 2394" x 2400" x 2406" x 2412" x 2418" x 2424" x 2430" x 2436" x 2442" x 2448" x 2454" x 2460" x 2466" x 2472" x 2478" x 2484" x 2490" x 2496" x 2502" x 2508" x 2514" x 2520" x 2526" x 2532" x 2538" x 2544" x 2550" x 2556" x 2562" x 2568" x 2574" x 2580" x 2586" x 2592" x 2598" x 2604" x 2610" x 2616" x 2622" x 2628" x 2634" x 2640" x 2646" x 2652" x 2658" x 2664" x 2670" x 2676" x 2682" x 2688" x 2694" x 2700" x 2706" x 2712" x 2718" x 2724" x 2730" x 2736" x 2742" x 2748" x 2754" x 2760" x 2766" x 2772" x 2778" x 2784" x 2790" x 2796" x 2802" x 2808" x 2814" x 2820" x 2826" x 2832" x 2838" x 2844" x 2850" x 2856" x 2862" x 2868" x 2874" x 2880" x 2886" x 2892" x 2898" x 2904" x 2910" x 2916" x 2922" x 2928" x 2934" x 2940" x 2946" x 2952" x 2958" x 2964" x 2970" x 2976" x 2982" x 2988" x 2994" x 3000" x 3006" x 3012" x 3018" x 3024" x 3030" x 3036" x 3042" x 3048" x 3054" x 3060" x 3066" x 3072" x 3078" x 3084" x 3090" x 3096" x 3102" x 3108" x 3114" x 3120" x 3126" x 3132" x 3138" x 3144" x 3150" x 3156" x 3162" x 3168" x 3174" x 3180" x 3186" x 3192" x 3198" x 3204" x 3210" x 3216" x 3222" x 3228" x 3234" x 3240" x 3246" x 3252" x 3258" x 3264" x 3270" x 3276" x 3282" x 3288" x 3294" x 3300" x 3306" x 3312" x 3318" x 3324" x 3330" x 3336" x 3342" x 3348" x 3354" x 3360" x 3366" x 3372" x 3378" x 3384" x 3390" x 3396" x 3402" x 3408" x 3414" x 3420" x 3426" x 3432" x 3438" x 3444" x 3450" x 3456" x 3462" x 3468" x 3474" x 3480" x 3486" x 3492" x 3498" x 3504" x 3510" x 3516" x 3522" x 3528" x 3534" x 3540" x 3546" x 3552" x 3558" x 3564" x 3570" x 3576" x 3582" x 3588" x 3594" x 3600" x 3606" x 3612" x 3618" x 3624" x 3630" x 3636" x 3642" x 3648" x 3654" x 3660" x 3666" x 3672" x 3678" x 3684" x 3690" x 3696" x 3702" x 3708" x 3714" x 3720" x 3726" x 3732" x 3738" x 3744" x 3750" x 3756" x 3762" x 3768" x 3774" x 3780" x 3786" x 3792" x 3798" x 3804" x 3810" x 3816" x 3822" x 3828" x 3834" x 3840" x 3846" x 3852" x 3858" x 3864" x 3870" x 3876" x 3882" x 3888" x 3894" x 3900" x 3906" x 3912" x 3918" x 3924" x 3930" x 3936" x 3942" x 3948" x 3954" x 3960" x 3966" x 3972" x 3978" x 3984" x 3990" x 3996" x 4002" x 4008" x 4014" x 4020" x 4026" x 4032" x 4038" x 4044" x 4050" x 4056" x 4062" x 4068" x 4074" x 4080" x 4086" x 4092" x 4098" x 4104" x 4110" x 4116" x 4122" x 4128" x 4134" x 4140" x 4146" x 4152" x 4158" x 4164" x 4170" x 4176" x 4182" x 4188" x 4194" x 4200" x 4206" x 4212" x 4218" x 4224" x 4230" x 4236" x 4242" x 4248" x 4254" x 4260" x 4266" x 4272" x 4278" x 4284" x 4290" x 4296" x 4302" x 4308" x 4314" x 4320" x 4326" x 4332" x 4338" x 4344" x 4350" x 4356" x 4362" x 4368" x 4374" x 4380" x 4386" x 4392" x 4398" x 4404" x 4410" x 4416" x 4422" x 4428" x 4434" x 4440" x 4446" x 4452" x 4458" x 4464" x 4470" x 4476" x 4482" x 4488" x 4494" x 4500" x 4506" x 4512" x 4518" x 4524" x 4530" x 4536" x 4542" x 4548" x 4554" x 4560" x 4566" x 4572" x 4578" x 4584" x 4590" x 4596" x 4602" x 4608" x 4614" x 4620" x 4626" x 4632" x 4638" x 4644" x 4650" x 4656" x 4662" x 4668" x 4674" x 4680" x 4686" x 4692" x 4698" x 4704" x 4710" x 4716" x 4722" x 4728" x 4734" x 4740" x 4746" x 4752" x 4758" x 4764" x 4770" x 4776" x 4782" x 4788" x 4794" x 4800" x 4806" x 4812" x 4818" x 4824" x 4830" x 4836" x 4842" x 4848" x 4854" x 4860" x 4866" x 4872" x 4878" x 4884" x 4890" x 4896" x 4902" x 4908" x 4914" x 4920" x 4926" x 4932" x 4938" x 4944" x 4950" x 4956" x 4962" x 4968" x 4974" x 4980" x 4986" x 4992" x 4998" x 5004" x 5010" x 5016" x 5022" x 5028" x 5034" x 5040" x 5046" x 5052" x 5058" x 5064" x 5070" x 5076" x 5082" x 5088" x 5094" x 5100" x 5106" x 5112" x 5118" x 5124" x 5130" x 5136" x 5142" x 5148" x 5154" x 5160" x 5166" x 5172" x 5178" x 5184" x 5190" x 5196" x 5202" x 5208" x 5214" x 5220" x 5226" x 5232" x 5238" x 5244" x 5250" x 5256" x 5262" x 5268" x 5274" x 5280" x 5286" x 5292" x 5298" x 5304" x 5310" x 5316" x 5322" x 5328" x 5334" x 5340" x 5346" x 5352" x 5358" x 5364" x 5370" x 5376" x 5382" x 5388" x 5394" x 5400" x 5406" x 5412" x 5418" x 5424" x 5430" x 5436" x 5442" x 5448" x 5454" x 5460" x 5466" x 5472" x 5478" x 5484" x 5490" x 5496" x 5502" x 5508" x 5514" x 5520" x 5526" x 5532" x 5538" x 5544" x 5550" x 5556" x 5562" x 5568" x 5574" x 5580" x 5586" x 5592" x 5598" x 5604" x 5610" x 5616" x 5622" x 5628" x 5634" x 5640" x 5646" x 5652" x 5658" x 5664" x 5670" x 5676" x 5682" x 5688" x 5694" x 5700" x 5706" x 5712" x 5718" x 5724" x 5730" x 5736" x 5742" x 5748" x 5754" x 5760" x 5766" x 5772" x 5778" x 5784" x 5790" x 5796" x 5802" x 5808" x 5814" x 5820" x 5826" x 5832" x 5838" x 5844" x 5850" x 5856" x 5862" x 5868" x 5874" x 5880" x 5886" x 5892" x 5898" x 5904" x 5910" x 5916" x 5922" x 5928" x 5934" x 5940" x 5946" x 5952" x 5958" x 5964" x 5970" x 5976" x 5982" x 5988" x 5994" x 6000" x 6006" x 6012" x 6018" x 6024" x 6030" x 6036" x 6042" x 6048" x 6054" x 6060" x 6066" x 6072" x 6078" x 6084" x 6090" x 6096" x 6102" x 6108" x 6114" x 6120" x 6126" x 6132" x 6138" x 6144" x 6150" x 6156" x 6162" x 6168" x 6174" x 6180" x 6186" x 6192" x 6198" x 6204" x 6210" x 6216" x 6222" x 6228" x 6234" x 6240" x 6246" x 6252" x 6258" x 6264" x 6270" x 6276" x 6282" x 6288" x 6294" x 6300" x 6306" x 6312" x 6318" x 6324" x 6330" x 6336" x 6342" x 6348" x 6354" x 6360" x 6366" x 6372" x 6378" x 6384" x 6390" x 6396" x 6402" x 6408" x 6414" x 6420" x 6426" x 6432" x 6438" x 6444" x 6450" x 6456" x 6462" x 6468" x 6474" x 6480" x 6486" x 6492" x 6498" x 6504" x 6510" x 6516" x 6522" x 6528" x 6534" x 6540" x 6546" x 6552" x 6558" x 6564" x 6570" x 6576" x 6582" x 6588" x 6594" x 6600" x 6606" x 6612" x 6618" x 6624" x 6630" x 6636" x 6642" x 6648" x 6654" x 6660" x 6666" x 6672" x 6678" x 6684" x 6690" x 6696" x 6702" x 6708" x 6714" x 6720" x 6726" x 6732" x 6738" x 6744" x 6750" x 6756" x 6762" x 6768" x 6774" x 6780" x 6786" x 6792" x 6798" x 6804" x 6810" x 6816" x 6822" x 6828" x 6834" x 6840" x 6846" x 6852" x 6858" x 6864" x 6870" x 6876" x 6882" x 6888" x 6894" x 6900" x 6906" x 6912" x 6918" x 6924" x 6930" x 6936" x 6942" x 6948" x 6954" x 6960" x 6966" x 6972" x 6978" x 6984" x 6990" x 6996" x 7002" x 7008" x 7014" x 7020" x 7026" x 7032" x 7038" x 7044" x 7050" x 7056" x 7062" x 7068" x 7074" x 7080" x 7086" x 7092" x 7098" x 7104" x 7110" x 7116" x 7122" x 7128" x 7134" x 7140" x 7146" x 7152" x 7158" x 7164" x 7170" x 7176" x 7182" x 7188" x 7194" x 7200" x 7206" x 7212" x 7218" x 7224" x 7230" x 7236" x 7242" x 7248" x 7254" x 7260" x 7266" x 7272" x 7278" x 7284" x 7290" x 7296" x 7302" x 7308" x 7314" x 7320" x 7326" x 7332" x 7338" x 7344" x 7350" x 7356" x 7362" x 7368" x 7374" x 7380" x 7386" x 7392" x 7398" x 7404" x 7410" x 7416" x 7422" x 7428" x 7434" x 7440" x 7446" x 7452" x 7458" x 7464" x 7470" x 7476" x 7482" x 7488" x 7494" x 7500" x 7506" x 7512" x 7518" x 7524" x 7530" x 7536" x 7542" x 7548" x 7554" x 7560" x 7566" x 7572" x 7578" x 7584" x 7590" x 7596" x 7602" x 7608" x 7614" x 7620" x 7626" x 7632" x 7638" x 7644" x 7650" x 7656" x 7662" x 7668" x 7674" x 7680" x 7686" x 7692" x 7698" x 7704" x 7710" x 7716" x 7722" x 7728" x 7734" x 7740" x 7746" x 7752" x 7758" x 7764" x 7770" x 7776" x 7782" x 7788" x 7794" x 7800" x 7806" x 7812" x 7818" x 7824" x 7830" x 7836" x 7842" x 7848" x 7854" x 7860" x 7866" x 7872" x 7878" x 7884" x 7890" x 7896" x 7902" x 7908" x 7914" x 7920" x 7926" x 7932" x 7938" x 7944" x 7950" x 7956" x 7962" x 7968" x 7974" x 7980" x 7986" x 7992" x 7998" x 8004" x 8010" x 8016" x 8022" x 8028" x 8034" x 8040" x 8046" x 8052" x 8058" x 8064" x 8070" x 8076" x 8082" x 8088" x 8094" x 8100" x 8106" x 8112" x 8118" x 8124" x 8130" x 8136" x 8142" x 8148" x 8154" x 8160" x 8166" x 8172" x 8178" x 8184" x 8190" x 8196" x 8202" x 8208" x 8214" x 8220" x 8226" x 8232" x 8238" x 8244" x 8250" x 8256" x 8262" x 8268" x 8274" x 8280" x 8286" x 8292" x 8298" x 8304" x 8310" x 8316" x 8322" x 8328" x 8334" x 8340" x 8346" x 8352" x 8358" x 8364" x 8370" x 8376" x 8382" x 8388" x 8394" x 8400" x 8406" x 8412" x 8418" x 8424" x 8430" x 8436" x 8442" x 8448" x 8454" x 8460" x 8466" x 8472" x 8478" x 8484" x 8490" x 8496" x 8502" x 8508" x 8514" x 8520" x 8526" x 8532" x 8538" x 8544" x 8550" x 8556" x 8562" x 8568" x 8574" x 8580" x 8586" x 8592" x 8598" x 8604" x 8610" x 8616" x 8622" x 8628" x 8634" x 8640" x 8646" x 8652" x 8658" x 8664" x 8670" x 8676" x 8682" x 8688" x 8694" x 8700" x 8706" x 8712" x 8718" x 8724" x 8730" x 8736" x 8742" x 8748" x 8754" x 8760" x 8766" x 8772" x 8778" x 8784" x 8790" x 8796" x 8802" x 8808" x 8814" x 8820" x 8826" x 8832" x 8838" x 8844" x 8850" x 8856" x 8862" x 8868" x 8874" x 8880" x 8886" x 8892" x 8898" x 8904" x 8910" x 8916" x 8922" x 8928" x 8934" x 8940" x 8946" x 8952" x 8958" x 8964" x 8970" x 8976" x 8982" x 8988" x 8994" x 9000" x 9006" x 9012" x 9018" x 9024" x 9030" x 9036" x 9042" x 9048" x 9054" x 9060" x 9066" x 9072" x 9078" x 9084" x 9090" x 9096" x 9102" x 9108" x 9114" x 9120" x 9126" x 9132" x 9138" x 9144" x 9150" x 9156" x 9162" x 9168" x 9174" x 9180" x 9186" x 9192" x 9198" x 9204" x 9210" x 9216" x 9222
----------	--








SEE SHEET 2 OF 3



NO.	REVISION	DATE

**GENERAL NOTES:**

1. EXISTING SEWER LINES SHALL BE REPAIRED OR REPLACED AS SHOWN ON THIS PLAN.
2. ALL NEW SEWER LINES SHALL BE 18" DIA. UNLESS OTHERWISE NOTED.
3. ALL NEW SEWER LINES SHALL BE 15' DEEP UNLESS OTHERWISE NOTED.
4. ALL NEW SEWER LINES SHALL BE 15' DEEP UNLESS OTHERWISE NOTED.
5. ALL NEW SEWER LINES SHALL BE 15' DEEP UNLESS OTHERWISE NOTED.



**QUALITY CONTROL:**  
 3015 West Sam Houston Pkwy North, Ste 110 Houston, TX 77041  
 PHONE NO. (713) 973-4400  
 FAX NO. (713) 973-4456

**CONTRACTOR:**  
 Power Utilities Construction Co., LLC  
 17 Dimmock Street, Houston, TX 77048  
 PHONE NO. (832) 725-5274  
 FAX NO. (832) 725-5297

**QUADRANT:** NE  
**KEY MAP:** 484C.D.H.G  
**TILE NUMBER:** 5558a.c.d  
**T MAP:** T1450


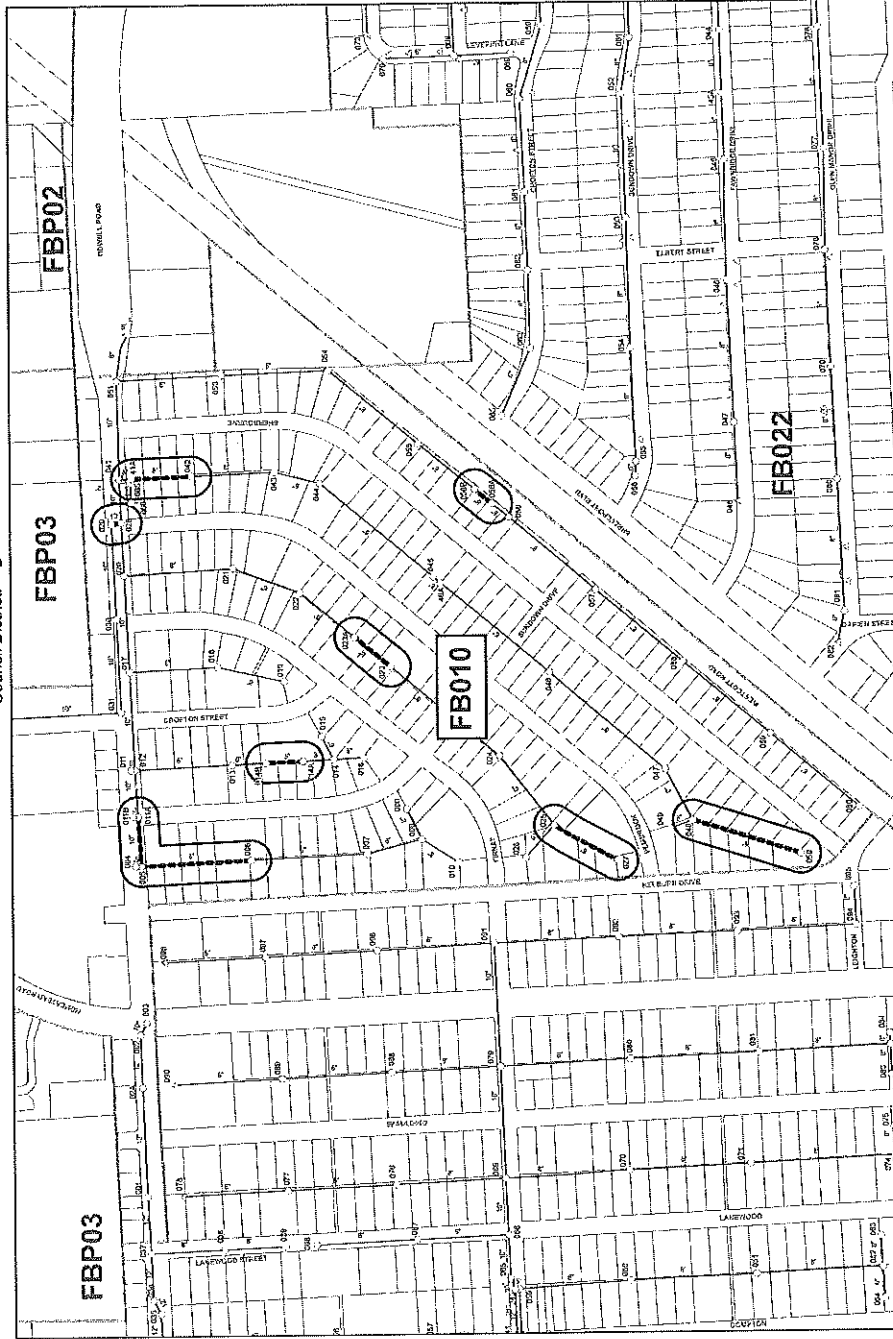
CITY OF HOUSTON  
 DEPARTMENT OF PUBLIC WORKS AND ENGINEERING  
 SANITARY SEWER REHABILITATION BY  
 SUPPLEMENTAL CONTRACT METHODS  
 WORK ORDER DRAWING

WORK FILE NO. 4257-150  
 WORK ORDER NO. 13  
 WBS NO. R-000255-0239-4  
 OUTLINE AGREEMENT NO. 460013577

DATE: 08/02/17  
 SCALE: 1"=20'  
 SHEET: 1 of 3  
 SHEET NO.: 3 OF 3  
 PROJECT: 4257-150

# CITY OF HOUSTON

DEPARTMENT OF PUBLIC WORKS AND ENGINEERING  
 WASTEWATER OPERATIONS BRANCH  
 Sanitary Sewer Rehabilitation By Sliplining & Pipe Bursting Methods  
 Subdivision: BARCLAY PLACE SEC 3  
 Council District: B



NO.	REVISION	DATE

**GENERAL NOTES:**  
 1. EXISTING UTILITY LINES, EXCEPT FOR THE EXISTING 18" DIA. SANITARY SEWER LINE, ARE SHOWN FOR INFORMATION ONLY.  
 2. AFTER REVIEW OF ALL INFORMATION, THE CONTRACTOR SHALL BE RESPONSIBLE FOR VERIFYING THE LOCATION AND DEPTH OF ALL EXISTING UTILITY LINES.  
 3. THE CONTRACTOR SHALL BE RESPONSIBLE FOR OBTAINING ALL NECESSARY PERMITS AND APPROVALS FROM THE CITY OF HOUSTON AND ALL AFFECTED AGENCIES.  
 4. THE CONTRACTOR SHALL BE RESPONSIBLE FOR OBTAINING ALL NECESSARY PERMITS AND APPROVALS FROM THE CITY OF HOUSTON AND ALL AFFECTED AGENCIES.



**QUALITY CONTROL LAB:**  
 M&E Labs  
 2113 West Sam Houston Pkwy, Houston, TX 77060  
 PHONE NO. 713-973-8400  
 FAX NO. 713-973-8400

**CONTRACTOR:**  
 Parland Utilities Construction Co., LLC  
 117 Dunbar Street, Houston, TX 77004  
 PHONE NO. 813-225-2374  
 FAX NO. 813-225-2374

**QUADRANT:** NE  
**KEY MAP:** 454D.H & 455A.E  
**TILE NUMBER:** 5581'd  
**P.M.A.P.:** T1451

**CITY OF HOUSTON**  
 DEPARTMENT OF PUBLIC WORKS AND ENGINEERING  
 WASTEWATER OPERATIONS BRANCH  
 SANITARY SEWER REHABILITATION BY SLIPLINING & PIPE BURSTING METHODS  
 WORK ORDER DRAWING

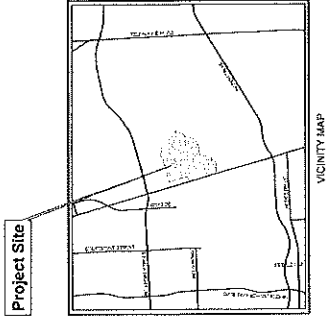
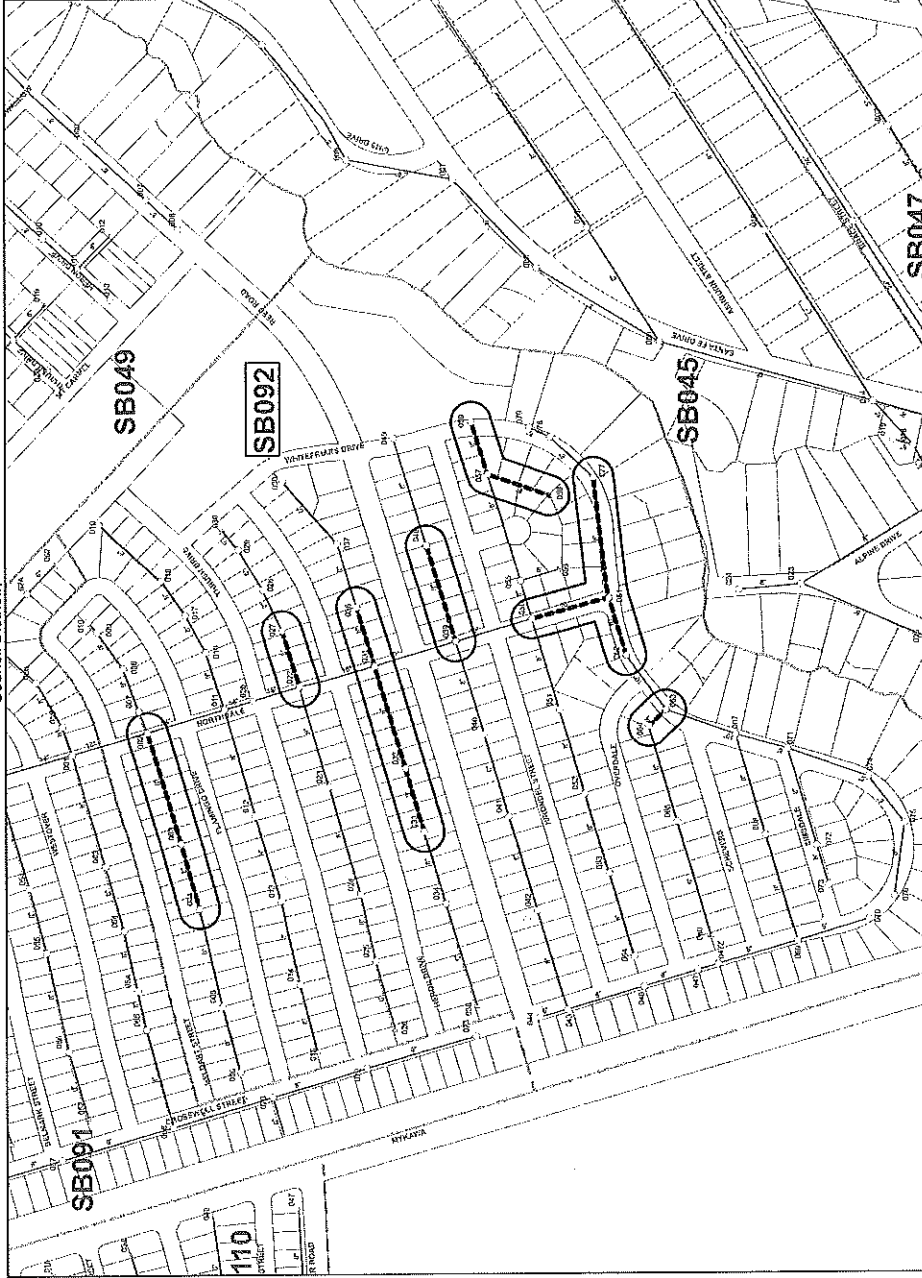
PROJECT NO. 4257-150  
 WORK ORDER NO. 14  
 WWS NO. R-000266-0236-4  
 OUTLINE AGREEMENT NO. 4800013577

COLLECTOR: [Signature]  
 PROJECT NO. [Signature]  
 DATE: 10/19/17  
 WWS NO. [Signature]

DATE: 10/19/17  
 SCALE: 1"=30'  
 68 BY: [Signature]  
 SHEET NO. 1 OF 1

# CITY OF HOUSTON

DEPARTMENT OF PUBLIC WORKS AND ENGINEERING  
 WASTEWATER OPERATIONS BRANCH  
 Sanitary Sewer Rehabilitation By Sliplining & Pipe Bursting & Point Repair Methods  
 Subdivision: GARDEN VILLAS  
 Council District: 110



CITY OF HOUSTON  
 DEPARTMENT OF PUBLIC WORKS AND ENGINEERING  
 WASTEWATER OPERATIONS BRANCH  
 QUARTERLY POINT REHABILITATION BY  
 SLIPLINING & PIPE BURSTING & POINT REPAIR METHODS  
 WORK ORDER DRAWING  
 WW FILE NO. 4257-150  
 WORK ORDER NO. 15  
 REG. NO. R-000266-0239-4  
 OUTLINE AGREEMENT NO. 4600013577  
 CONTRACTOR: PERFORM UTILITY CONSTRUCTION CO., LLC  
 117 DENNIS STREET, FORTWORTH, TX 76104  
 PHONE NO. 817-352-3234  
 FAX NO. 817-352-3247  
 DATE: 06/20/11  
 SCALE: 1" = 30'  
 SHEET NO. 1 OF 1 SHEET

**LEGEND**

Manhole Size: 48" DIA. 30" DIA. 24" DIA. 18" DIA. 15" DIA. 12" DIA. 10" DIA. 8" DIA. 6" DIA. 4" DIA. 3" DIA. 2" DIA. 1" DIA.

Basin Area: SB092

NO.	REVISION	DESCRIPTION	DATE

**GENERAL NOTES:**

1. EXISTING SEWER LINES SHALL BE REHABILITATED BY SLIPLINING & PIPE BURSTING & POINT REPAIR METHODS.
2. ALL WORK SHALL BE IN ACCORDANCE WITH THE CITY OF HOUSTON STANDARD SPECIFICATIONS FOR CONSTRUCTION OF SEWER LINES.
3. ALL WORK SHALL BE IN ACCORDANCE WITH THE CITY OF HOUSTON STANDARD SPECIFICATIONS FOR CONSTRUCTION OF SEWER BASINS.
4. ALL WORK SHALL BE IN ACCORDANCE WITH THE CITY OF HOUSTON STANDARD SPECIFICATIONS FOR CONSTRUCTION OF SEWER MANHOLES.

**CONTRACTOR:**  
 Perform Utility Construction Co., LLC  
 117 Dennis Street, Fortworth, TX 76104  
 PHONE NO. 817-352-3234  
 FAX NO. 817-352-3247

**SEWER CONTROL:**  
 WWS & SWS  
 231 West Main Mission Primary Home, Suite 110  
 PHONE NO. (713) 550-3400  
 FAX NO. (713) 550-3408

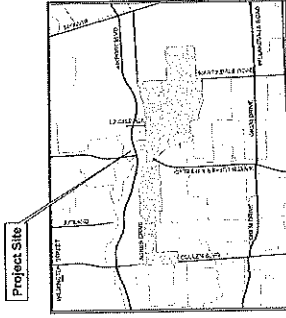
**QUADRANT:** SE  
**KEY MAP:** 574C & 534Y  
**FILE NUMBER:** 5553C  
**T. MAP:** T-1454

# CITY OF HOUSTON

DEPARTMENT OF PUBLIC WORKS AND ENGINEERING  
WASTEWATER OPERATIONS BRANCH

Sanitary Sewer Rehabilitation By Sliplining & Pipe Bursting Methods  
Subdivision: CRESTMONT PARK

Council District: D



CITY OF HOUSTON  
DEPARTMENT OF PUBLIC WORKS AND ENGINEERING  
WASTEWATER OPERATIONS BRANCH  
SUBDIVISION: CRESTMONT PARK  
WORK ORDER NUMBER: 4257-150  
WORK ORDER DRAWING: 18  
WORK ORDER NO. R-000266-0239-4  
OUTLINE AGREEMENT NO. 4600013577


DATE: 09/23/17  
SCALE: 1" = 30'  
DRAWN: [Signature]  
CHECKED: [Signature]  
APPROVED: [Signature]  
CITY ENGINEER: [Signature]  
CITY OF HOUSTON  
WASTEWATER OPERATIONS BRANCH

NO.	REVISION	DATE

QUADRANT: SE  
KEY MAP: 674E  
TITLE NUMBER: 5452D  
P/MAP: P2412

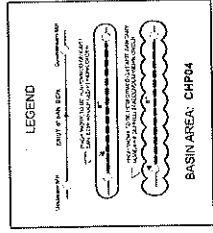
CONTRACTOR:  
Perdona Construction Co., LLC  
117 Denton Street, P.O. Box 17903  
Houston, TX 77243  
PHONE NO. (813) 335-3374  
FAX NO. (813) 335-3307

QUALITY CONTROL Lab  
2013 West Sam Houston Pkwy, Suite 119, Houston, TX 77063  
PHONE NO. 713-972-8400  
FAX NO. 713-972-8406



GENERAL NOTES:  
1. EXISTING SANITARY SEWER LINES SHALL BE REHABILITATED BY SLIPLINING OR PIPE BURSTING METHODS.  
2. AFTER REPAIRS ARE COMPLETED, CONTRACTOR SHALL BE RESPONSIBLE FOR RESTORING ALL EXISTING SURFACES TO ORIGINAL OR BETTER CONDITION.  
3. CONTRACTOR SHALL BE RESPONSIBLE FOR OBTAINING ALL NECESSARY PERMITS AND APPROVALS FROM THE CITY OF HOUSTON.

NO.	REVISION	DATE



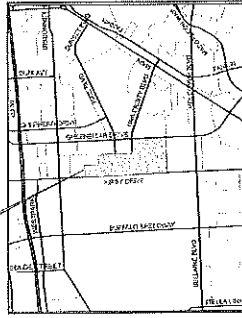
# CITY OF HOUSTON

DEPARTMENT OF PUBLIC WORKS AND ENGINEERING  
WASTEWATER OPERATIONS BRANCH

Sanitary Sewer Rehabilitation By Sliplining & Pipe Bursting Methods  
Subdivision: WEST HOUSTON  
Council District: C



Project Site



VICINITY MAP

DEPARTMENT OF PUBLIC WORKS AND ENGINEERING WASTEWATER OPERATIONS BRANCH SANITARY SEWER REHABILITATION BY SLIPLINING & PIPE BURSTING METHODS WORK ORDER 04-04-015
MAP FILE NO. 4257-150
WORK ORDER NO. 17
WRS NO. R-000265-0239-4
OUTLINE AGREEMENT NO. 4600013577
COLLECTOR AND TRANSMISSION MAINS
CONTRACTOR: <i>[Signature]</i>
CITY OF HOUSTON: <i>[Signature]</i>
DATE: 11-26-2017

DATE: 11-26-2017
SCALE: 1" = 20'
SHEET NO. 1 OF 1

QUADRANT: SW
KEY MAP: 532C
TILE NUMBER: 5255B
T MAP: T1457

CONTRACTOR:  
Pulsar Limited Contractor Co., LLC  
177 Denham Street, Houston, TX 77046  
PHONE NO. (281) 333-3374  
FAX NO. (281) 333-3387

QUALITY CONTROL LAB  
NWS & Assoc  
2310 West Sam Houston Freeway North, Houston, TX 77040  
PHONE NO. 281-333-8400  
FAX NO. 281-333-8400



GENERAL NOTES:  
1. EXISTING UTILITIES AND STRUCTURES SHALL BE MAINTAINED UNLESS OTHERWISE NOTED.  
2. ALL UTILITIES SHALL BE MAINTAINED UNLESS OTHERWISE NOTED.  
3. ALL UTILITIES SHALL BE MAINTAINED UNLESS OTHERWISE NOTED.  
4. ALL UTILITIES SHALL BE MAINTAINED UNLESS OTHERWISE NOTED.



NO.	REVISION	DESCRIPTION	DATE

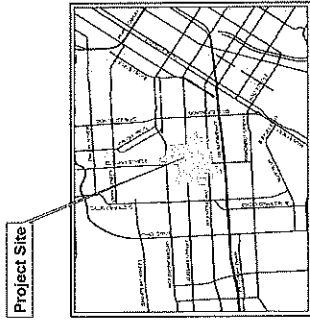
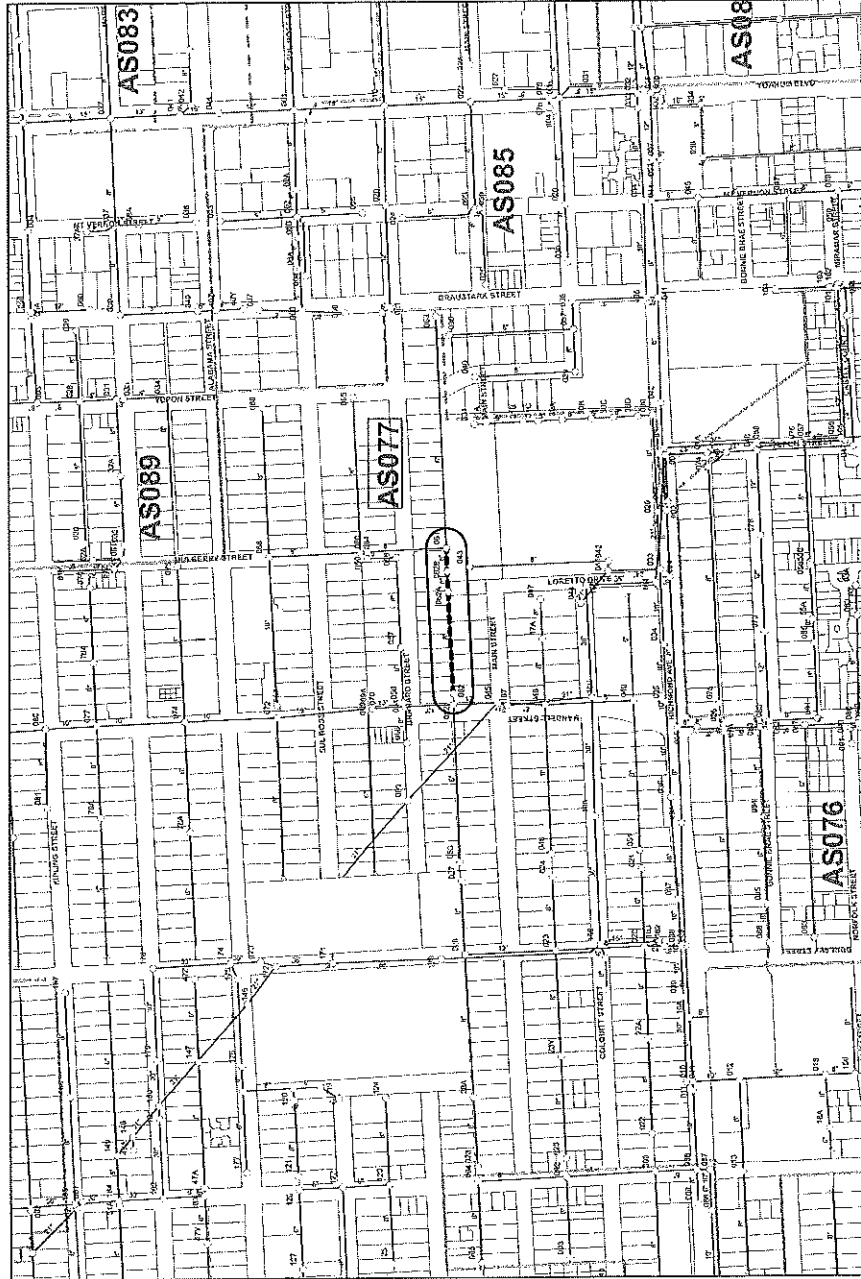

# CITY OF HOUSTON

DEPARTMENT OF PUBLIC WORKS AND ENGINEERING  
WASTEWATER OPERATIONS BRANCH

Sanitary Sewer Rehabilitation By Slipping & Pipe Bursting Methods

Subdivision: W MAIN ST.

Council District: C



VICINITY MAP

CITY OF HOUSTON  
DEPARTMENT OF PUBLIC WORKS AND ENGINEERING  
WASTEWATER OPERATIONS BRANCH  
SANITARY SEWER REHABILITATION BY  
SLIPPING & PIPE BURSTING METHODS  
WORK UNDER CONTRACT

WY FILE NO. 4257-150

WORK ORDER NO. 718

MESSAGE: R-000266-0239-4


OUTLINE AGREEMENT NO. 4600013577

DATE: 11/20/07

BY: [Signature]

FOR: [Signature]

PROJECT NO. 1011512.017



QUADRANT: SW  
KEY MAP: 492V  
TILE NUMBER: 5059a  
T MAP: T1472

CONTRACTOR:  
Parsons Utilities Construction Co., LLC  
17100 Katy Road, Houston, TX 77058  
PHONE: (281) 485-3300  
FAX: (281) 485-3347

QUALITY CONTROL:  
WSP & Associates  
10000 Katy Road, Houston, TX 77058  
PHONE: (281) 485-3300  
FAX: (281) 485-3347



GENERAL NOTES:  
1. ALL WORK SHALL BE DONE IN ACCORDANCE WITH THE CITY OF HOUSTON SPECIFICATIONS FOR SANITARY SEWER REHABILITATION BY SLIPPING & PIPE BURSTING METHODS.  
2. AFTER REVISIONS ARE MADE TO THE CONTRACT DOCUMENTS, THE CONTRACTOR SHALL NOTIFY THE ENGINEER OF RECORD OF ALL CHANGES TO THE CONTRACT DOCUMENTS.  
3. WORK SHALL BE COMPLETED WITHIN THE SPECIFIED TIME FRAME.



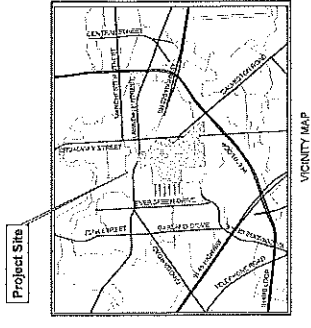
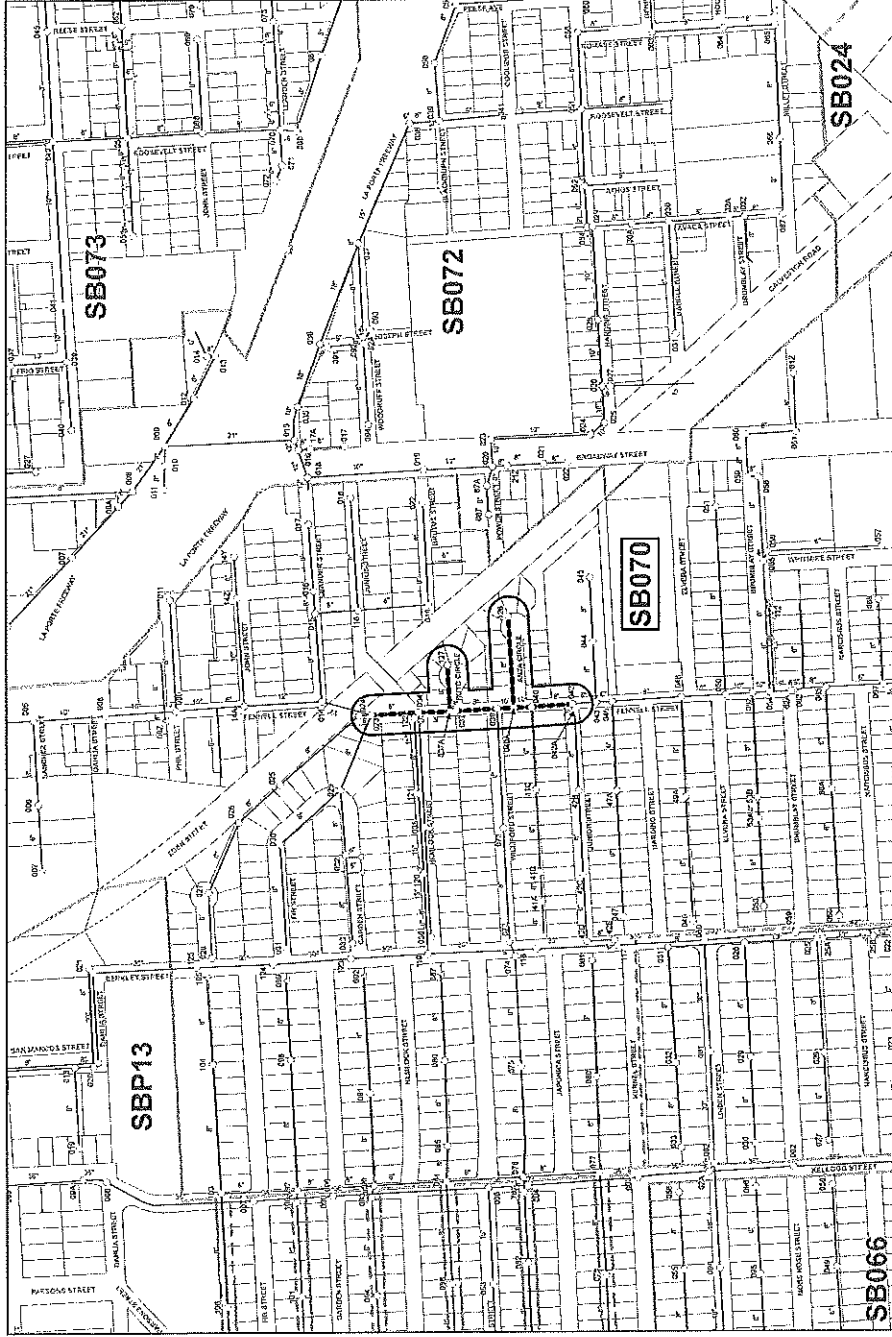
NO.	REVISION	DATE

# CITY OF HOUSTON

DEPARTMENT OF PUBLIC WORKS AND ENGINEERING  
WASTEWATER OPERATIONS BRANCH

Sanitary Sewer Rehabilitation By Sliplining & Pipe Bursting Methods

Subdivision: HEMLOCK PLACE  
Council District: 1



DEPARTMENT OF PUBLIC WORKS AND ENGINEERING WASTEWATER OPERATIONS BRANCH SANITARY SEWER REHABILITATION BY SLIPLINING & PIPE BURSTING METHODS WORK ORDER DRAWING
WORK ORDER NO. 4237-150
WORK ORDER NO. 19
WORK NO. R-00266-0238-4
OUTLINE AGREEMENT NO. 4600013577
COLLECTION SYSTEM OPERATIONAL RECORD
DATE: 10/11/11 DRAWN BY: [Signature] CHECKED BY: [Signature] APPROVED BY: [Signature] CITY OF HOUSTON MANAGING ENGINEER (WASTEWATER OPERATIONS BRANCH)

DATE: 10/11/11
SCALE: 1" = 50'
DESIGN: [Signature]
CHECKED: [Signature]
APPROVED: [Signature]
CITY OF HOUSTON
MANAGING ENGINEER (WASTEWATER OPERATIONS BRANCH)

QUADRANT: SE
KEY MAP: 535F
TILE NUMBER: 56559
T MAP: T1474

CONTRACTOR:  
Pulsart Utilities Construction Co., LLC  
111 Dimesa Street, Porters, TX 77468  
PHONE NO. (817) 322-3274  
FAX NO. (817) 322-3287

QUALITY CONTROL LAB:  
Rays & Moore  
2513 West Sam Houston Pkwy North Ste. 116, Houston, TX 77063  
PHONE NO. 713-975-8400  
FAX NO. 713-975-8166



GENERAL NOTES:  
1. EXACT LOCATION, ALIGNMENT, SIZE AND DEPTH OF  
CONDUIT SHALL BE AS SHOWN ON THESE PLANS.  
2. ALL CONDUITS SHALL BE INSTALLED TO THE  
DEPT. OF PUBLIC WORKS AND ENGINEERING  
STANDARDS AND SPECIFICATIONS FOR  
CONDUITS.  
3. CONDUIT SHALL BE INSTALLED TO THE  
DEPT. OF PUBLIC WORKS AND ENGINEERING  
STANDARDS AND SPECIFICATIONS FOR  
CONDUITS.

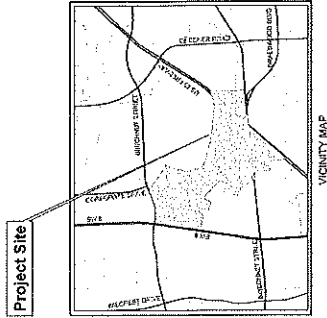
NO.	REVISION	DATE	DESCRIPTION

LEGEND
BASIN AREA: SB070

# CITY OF HOUSTON

DEPARTMENT OF PUBLIC WORKS AND ENGINEERING  
WASTEWATER OPERATIONS BRANCH

Sanitary Sewer Rehabilitation By Slipping & Pipe Bursting Methods  
Subdivision: BRIARGROVE PARK  
Council District: G



CITY OF HOUSTON  
DEPARTMENT OF PUBLIC WORKS AND ENGINEERING  
WASTEWATER OPERATIONS BRANCH  
SANITARY SEWER REHABILITATION BY  
SLIPPING & PIPE BURSTING METHODS


WORK ORDER NO. 20  
WWS NO. R-000266-0236-4  
OUTLINE AGREEMENT NO. 4600013577

DATE: 11/11/2017  
SCALE: 1" = 20'  
DRAWN BY: [Signature]  
CHECKED BY: [Signature]  
APPROVED BY: [Signature]  
PROJECT NO. 1311812017

QUADRANT: SW  
KEY MAP: 456R  
TITLE NUMBER: 4956B  
P MAP: P2455

CONTRACTOR:  
Prestige Pipeline Contractors Co., LLC  
17000 Katy Rd., Suite 100  
Houston, TX 77058  
PHONE NO. 281-283-5400  
FAX NO. 281-283-5407

QUALITY CONTROL LIAISON:  
Steve A. Moore  
17000 Katy Rd., Suite 100  
Houston, TX 77058  
PHONE NO. 281-283-5400  
FAX NO. 281-283-5407



GENERAL NOTES:  
1. EXISTING UTILITY LOCATIONS SHOWN ON THIS MAP ARE THE BEST AVAILABLE INFORMATION.  
2. ALL UTILITIES SHOWN ON THIS MAP ARE THE PROPERTY OF THE CITY OF HOUSTON.  
3. ALL UTILITIES SHOWN ON THIS MAP ARE THE PROPERTY OF THE CITY OF HOUSTON.  
4. ALL UTILITIES SHOWN ON THIS MAP ARE THE PROPERTY OF THE CITY OF HOUSTON.

NO.	REVISION	DATE

**LEGEND**

EXISTING UTILITY  
NEW UTILITY  
NEW UTILITY TO BE INSTALLED BY CONTRACTOR

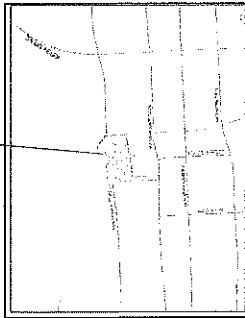
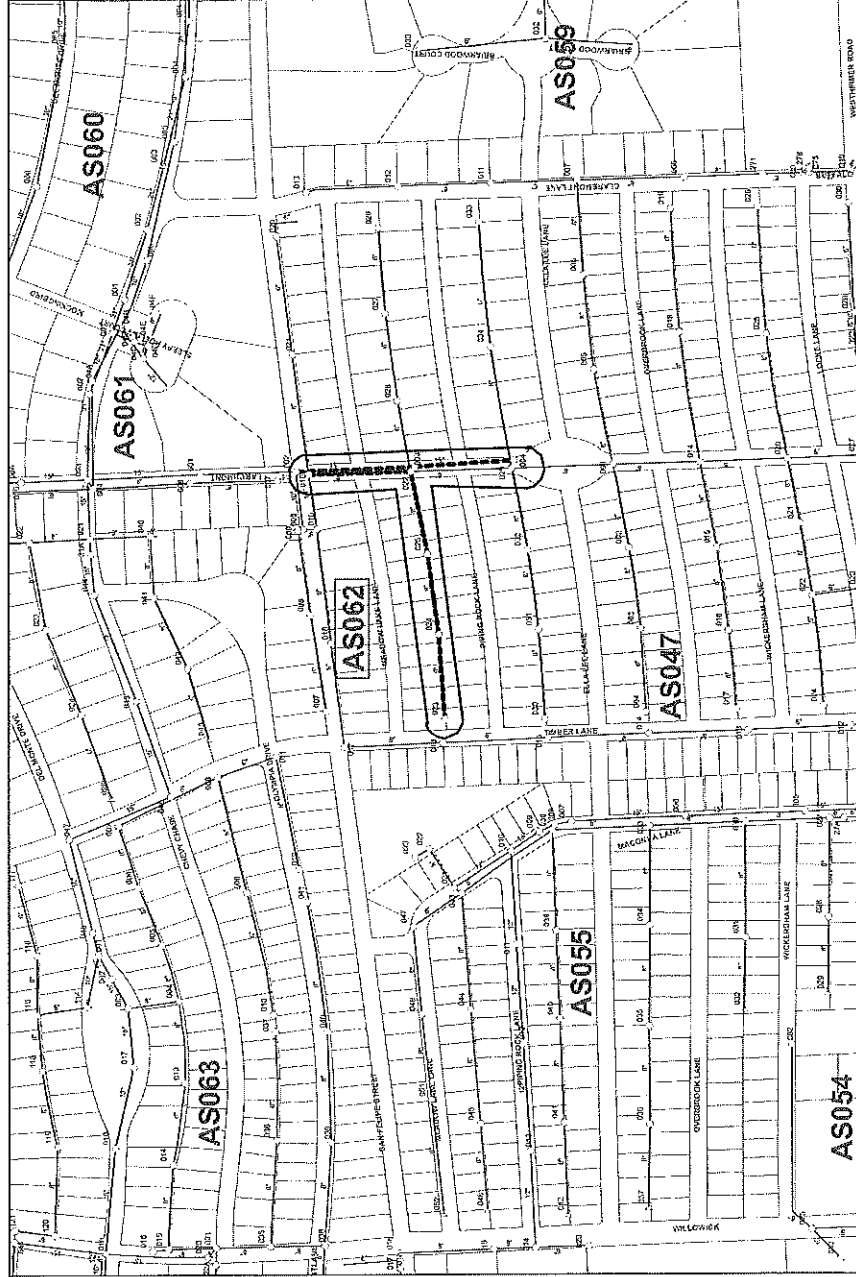
**BASIN AREA: WD096**

# CITY OF HOUSTON

DEPARTMENT OF PUBLIC WORKS AND ENGINEERING  
WASTEWATER OPERATIONS BRANCH

Sanitary Sewer Rehabilitation By Sliplining & Pipe Bursting Methods

Subdivision: RIVER OAKS  
Council District: G



Project Site

VICINITY MAP

CITY OF HOUSTON  
DEPARTMENT OF PUBLIC WORKS AND ENGINEERING  
WASTEWATER OPERATIONS BRANCH  
SANITARY SEWER REHABILITATION BY  
SLIPLINING & PIPE BURSTING METHODS  
WORK ORDER DRAWING

WORK ORDER NO. 22  
WORK NO. R-000266-0239-4  
OUTLINE AGREEMENT NO. 4800013577

DATE: 11/28/17  
SCALE: 1"=25'

DESIGNED BY: [Signature]  
CHECKED BY: [Signature]  
DATE: 11/28/17

QUADRANT: NW  
KEY MAP: 492P  
TILE NUMBER: 5256a  
P MAP: P3502

CONTRACTOR:  
Preston-Johnson Construction Co., LLC  
11111 West Sam Houston Parkway North, Suite 110  
Houston, TX 77060  
PHONE NO. (281) 253-2374  
FAX NO. (281) 253-2377

QUALITY CONTROL LANE:  
2310 West Sam Houston Parkway North, Suite 110  
Houston, TX 77060  
PHONE NO. (281) 253-2374  
FAX NO. (281) 253-2377



GENERAL NOTES:  
1. CHECK LOCATION, ELEVATION, AND SIZE AGAINST THE  
EXISTING RECORD DRAWINGS AND FIELD SURVEY DATA.  
2. ALL REVISIONS TO THIS DRAWING SHALL BE MADE BY THE  
ENGINEER. NO FIELD CHANGES SHALL BE MADE WITHOUT THE  
ENGINEER'S APPROVAL.



LEGEND

DATE: 11/28/17

AS062

BASIN AREA: AS062

NO.	REVISION	DESCRIPTION	DATE