

Controller's Office

To the Honorable Mayor and City Council of the City of Houston, Texas:

I hereby certify, with respect to the money required for the contract, agreement, obligation or expenditure contemplated by the ordinance set out below that:

- () Funds have been encumbered out of funds previously appropriated for such purpose.
- () Funds have been certified and designated to be appropriated by separate ordinance to be approved prior to the approval of the ordinance set out below.
- () Funds will be available out of current or general revenue prior to the maturity of any such obligation.
- () No pecuniary obligation is to be incurred as a result of approving the ordinance set out below.
- () The money required for the expenditure or expenditures specified below is in the treasury, in the fund or funds specified below, and is not appropriated for any other purposes.
- () A certificate with respect to the money required for the expenditure or expenditures specified below is attached hereto and incorporated hereby by this reference.

Ronald C. Thurmond
General Mgr

(X) Other - *Obligation of funds contingent on release of P.O. releases*

Date: 10-10, 2014 City Controller of the City of Houston, Texas

FUND REF: N/A AMOUNT: - 0 - ENCUMB. NO. NF/2020-15

City of Houston, Texas Ordinance No. 2014-928

AN ORDINANCE AWARING A CONTRACT TO LONE STAR UNIFORMS, INC. FOR APPAREL, UNIFORMS FOR THE HOUSTON FIRE DEPARTMENT; PROVIDING A MAXIMUM CONTRACT AMOUNT; CONTAINING PROVISIONS RELATING TO THE SUBJECT; AND DECLARING AN EMERGENCY

* * * *

BE IT ORDAINED BY THE CITY COUNCIL OF THE CITY OF HOUSTON, TEXAS:

Section 1. Having duly advertised for and received competitive bids for the contract described in the title of this ordinance, the City Council hereby finds and determines that the lowest responsible and secure bid was submitted by Lone Star Uniforms, Inc. in the amount of \$6,815,567.27 (which amount is only an estimate if unit prices are included in the bid proposal of

said bidder) and that such bid is the most advantageous for the City. Such contract is hereby awarded to said bidder.

Section 2. The City Council hereby approves and authorizes the Contract, agreement or other undertaking described in the title of this Ordinance, in substantially the form as shown in the document which is attached hereto and incorporated herein by this reference. The Mayor is hereby authorized to execute such document and all related documents (including any related surety bonds) on behalf of the City of Houston. The City Secretary is hereby authorized to attest to all such signatures and to affix the seal of the City to all such documents.

Section 3. The Mayor is hereby authorized to take all actions necessary to effectuate the City's intent and objectives in approving such contract, agreement, or other undertaking in the event of changed circumstances.

Section 4. The City Attorney is hereby authorized to take all action necessary to enforce all legal obligations under said contract without further authorization from Council.

Section 5. The total allocation for the contract, agreement or other undertaking approved and authorized hereby shall never exceed \$6,815,567.27 unless and until this sum is increased by ordinance of City Council.


Section 6. There exists a public emergency requiring that this Ordinance be passed finally on the date of its introduction as requested in writing by the Mayor; therefore, this Ordinance shall be passed finally on such date and shall take effect immediately upon its passage and approval by the Mayor; however, in the event that the Mayor fails to sign this Ordinance within five days after its passage and adoption, it shall take effect in accordance with Article VI, Section 6, Houston City Charter.

PASSED AND ADOPTED this 15th day of October, 2014.

APPROVED this _____ day of _____, 20____.

Mayor of the City of Houston

Pursuant to Article VI, Section 6, Houston City Charter, the effective date of the foregoing Ordinance is OCT 21 2014.



City Secretary

Prepared by Strategic Procurement Department, Casey Crossnoe at Extension 832-394-6758.

This Ordinance has been reviewed as to form by the undersigned legal assistant and has been found to meet established Legal Department criteria. The Legal Department has not reviewed the content of these documents.

10-8-14
Date

Alana B. Bush
Legal Assistant

(Basic Form GMS159:AWARD-APPROV-SUPP. ALLOCAT. ORD.; Approved by City Attorney 10/95 _____)

AYE	NO	
✓		MAYOR PARKER
....	COUNCIL MEMBERS
✓		STARDIG
✓		DAVIS
✓		COHEN
✓		BOYKINS
✓		MARTIN
✓		NGUYEN
✓		PENNINGTON
✓		GONZALEZ
✓		GALLEGOS
✓		LASTER
✓		GREEN
✓		COSTELLO
✓		ROBINSON
✓		KUBOSH
✓		BRADFORD
✓		CHRISTIE
CAPTION	ADOPTED	

THE STATE OF TEXAS

BID # S07-S25000

COUNTY OF HARRIS

ORDINANCE # _____

CONTRACT # _____

I. PARTIES

1.0 ADDRESS:

THIS AGREEMENT FOR APPAREL, UNIFORMS FOR THE HOUSTON FIRE DEPARTMENT ("Agreement")

is made on the Countersignature Date between the CITY OF HOUSTON, TEXAS ("City"), a Texas Home-Rule City and LONE STAR UNIFORMS, INC. ("Contractor or Vendor"), a corporation doing business in Texas.

The initial addresses of the parties, which one party may change by giving written notice to the other party, are as follows:

City

City Purchasing Agent for Director
of the Fire Department
City of Houston
P.O. Box 1562
Houston, Texas 77251

Contractor

Lone Star Uniforms, Inc.
8430 N. Sam Houston Pkwy. W.
Houston, TX 77064
Phone: 832-237-8000
Fax: 713-395-0566

The Parties agree as follows:

2.0 TABLE OF CONTENTS:

2.1 This Agreement consists of the following sections:

TABLE OF CONTENTS

Page No.

I. PARTIES.....	1
1.0 ADDRESS:.....	1
2.0 TABLE OF CONTENTS:.....	2
3.0 PARTS INCORPORATED:.....	3
4.0 CONTROLLING PARTS:.....	3
5.0 DEFINITIONS:.....	3
6.0 SIGNATURES:.....	4
II. DUTIES OF CONTRACTOR	5
1.0 SCOPE OF SERVICES:.....	5
2.0 INDEMNITY AND RELEASE:.....	5
3.0 INDEMNIFICATION PROCEDURES:.....	6
4.0 INSURANCE:	6
5.0 WARRANTIES:	7
6.0 LICENSES AND PERMITS:	8
7.0 COMPLIANCE WITH EQUAL OPPORTUNITY ORDINANCE:	8
8.0 MWBE COMPLIANCE:.....	8
9.0 DRUG ABUSE DETECTION AND DETERRENCE:.....	8
10.0 ENVIRONMENTAL LAWS:.....	9
11.0 CONTRACTOR'S PERFORMANCE:.....	9
12.0 PAYMENT OF EMPLOYEES AND SUBCONTRACTORS:	9
III. DUTIES OF CITY.....	10
1.0 PAYMENT TERMS:.....	10
2.0 TAXES:	10
3.0 METHOD OF PAYMENT:.....	10
4.0 METHOD OF PAYMENT - DISPUTED PAYMENTS:	10
5.0 LIMIT OF APPROPRIATION:	10
6.0 CHANGES:.....	11
IV. TERM AND TERMINATION	12
1.0 CONTRACT TERM:	12
2.0 NOTICE TO PROCEED:	12
3.0 RENEWALS:	12
4.0 TIME EXTENSIONS:.....	12
5.0 TERMINATION FOR CONVENIENCE BY THE CITY:.....	12
6.0 TERMINATION FOR CAUSE BY CITY:	13
7.0 TERMINATION FOR CAUSE BY CONTRACTOR:.....	13
8.0 REMOVAL OF CONTRACTOR OWNED EQUIPMENT AND MATERIALS:	14
V. MISCELLANEOUS	14
1.0 INDEPENDENT CONTRACTOR:.....	14
2.0 FORCE MAJEURE:.....	14
3.0 SEVERABILITY:	14
4.0 ENTIRE AGREEMENT:.....	14
5.0 WRITTEN AMENDMENT:	14
6.0 APPLICABLE LAWS:	15
7.0 NOTICES:	15

8.0	NON-WAIVER:.....	15
9.0	INSPECTIONS AND AUDITS:.....	15
10.0	ENFORCEMENT:.....	15
11.0	AMBIGUITIES:	15
12.0	SURVIVAL:.....	15
13.0	PARTIES IN INTEREST:.....	16
14.0	SUCCESSORS AND ASSIGNS:	16
15.0	BUSINESS STRUCTURE AND ASSIGNMENTS:	16
16.0	REMEDIES CUMULATIVE:.....	16
17.0	CONTRACTOR DEBT:.....	16

EXHIBITS

- A. DEFINITIONS
- B. SCOPE OF SERVICES/SPECIFICATIONS
- C. EQUAL EMPLOYMENT OPPORTUNITY
- D. MWBE AGREEMENT & SUBCONTRACT TERMS
- E. DRUG POLICY COMPLIANCE AGREEMENT
- F. CERTIFICATION OF NO SAFETY IMPACT POSITIONS
- G. DRUG POLICY COMPLIANCE DECLARATION
- H. FEES AND COSTS

3.0 PARTS INCORPORATED:

3.1 The above described sections and exhibits are incorporated into this Agreement.

4.0 CONTROLLING PARTS:

4.1 If a conflict among the sections or exhibits arises the Exhibits control over the Sections.

5.0 DEFINITIONS:

5.1 Certain terms used in this Agreement are defined in Exhibit "A".

6.0 SIGNATURES:

6.1 The Parties have executed this Agreement in multiple copies, each of which is an original.

ATTEST/SEAL (if a corporation):

Lone Star Uniforms, Inc.

WITNESS (if not a corporation):

By: _____

Name:

Title:

By: Corine Fox

Name:

Title:

Federal Tax ID Number: 175-298-29834

ATTEST/SEAL:

CITY OF HOUSTON, TEXAS

Signed by:

City Secretary

Mayor

APPROVED:

COUNTERSIGNED BY:

Galvin J. White
City Purchasing Agent

City Controller

DATE COUNTERSIGNED:

This Contract has been reviewed as to form by the undersigned legal assistant and has been found to meet established Legal Department criteria. The Legal Department has not reviewed the content of these documents.

10-8-14
Date

Necora B. Bresh
Legal Assistant

II. DUTIES OF CONTRACTOR

1.0 SCOPE OF SERVICES:

- 1.1 In consideration of the payments specified in this Agreement, Contractor shall provide all labor, material, equipment, transportation and supervision necessary to perform the services described in Exhibit "B".

2.0 INDEMNITY AND RELEASE:

2.1 RELEASE

PRIME CONTRACTOR/SUPPLIER AGREES TO AND SHALL RELEASE THE CITY, ITS AGENTS, EMPLOYEES, OFFICERS, AND LEGAL REPRESENTATIVES (COLLECTIVELY THE CITY) FROM ALL LIABILITY FOR INJURY, DEATH, DAMAGE, OR LOSS TO PERSONS OR PROPERTY SUSTAINED IN CONNECTION WITH OR INCIDENTAL TO PERFORMANCE UNDER THIS AGREEMENT, EVEN IF THE INJURY, DEATH, DAMAGE, OR LOSS IS CAUSED BY THE CITY'S SOLE OR CONCURRENT NEGLIGENCE AND/OR THE CITY'S STRICT PRODUCTS LIABILITY OR STRICT STATUTORY LIABILITY.

2.2 INDEMNIFICATION:

PRIME CONTRACTOR/SUPPLIER AGREES TO AND SHALL DEFEND, INDEMNIFY, AND HOLD THE CITY, ITS AGENTS, EMPLOYEES, OFFICERS, AND LEGAL REPRESENTATIVES (COLLECTIVELY "THE CITY") HARMLESS FOR ALL CLAIMS, CAUSES OF ACTION, LIABILITIES, FINES, AND EXPENSES (INCLUDING, WITHOUT LIMITATION, ATTORNEY'S FEES, COURT COSTS, AND ALL OTHER DEFENSE COSTS AND INTEREST) FOR INJURY, DEATH, DAMAGE, OR LOSS TO PERSONS OR PROPERTY SUSTAINED IN CONNECTION WITH OR INCIDENTAL TO PERFORMANCE UNDER THIS AGREEMENT INCLUDING, WITHOUT LIMITATION, THOSE CAUSED BY:

2.2.1 PRIME CONTRACTOR/SUPPLIERS AND/OR ITS AGENTS', EMPLOYEES', OFFICERS', DIRECTORS', CONTRACTORS', OR SUBCONTRACTORS' (COLLECTIVELY IN NUMBERED PARAGRAPHS 2.1-2.3, "PRIME CONTRACTOR/SUPPLIER") ACTUAL OR ALLEGED NEGLIGENCE OR INTENTIONAL ACTS OR OMISSIONS;

2.2.2 THE CITY'S AND PRIME CONTRACTOR/SUPPLIER'S ACTUAL OR ALLEGED CONCURRENT NEGLIGENCE, WHETHER PRIME CONTRACTOR/SUPPLIER IS IMMUNE FROM LIABILITY OR NOT; AND

2.2.3 THE CITY'S AND PRIME CONTRACTOR/SUPPLIER'S ACTUAL OR ALLEGED STRICT PRODUCTS LIABILITY OR STRICT STATUTORY LIABILITY, WHETHER PRIME CONTRACTOR/SUPPLIER IS IMMUNE FROM LIABILITY OR NOT.

2.2.4 PRIME CONTRACTOR/SUPPLIER SHALL DEFEND, INDEMNIFY, AND HOLD THE CITY HARMLESS DURING THE TERM OF THIS AGREEMENT AND FOR FOUR YEARS AFTER THE AGREEMENT TERMINATES. PRIME CONTRACTOR/SUPPLIER'S INDEMNIFICATION IS LIMITED TO \$500,000.00 PER OCCURRENCE. PRIME CONTRACTOR/SUPPLIER SHALL NOT INDEMNIFY THE CITY FOR THE CITY'S SOLE NEGLIGENCE.

2.3 INDEMNIFICATION:

CONTRACTOR SHALL REQUIRE ALL OF ITS SUBCONTRACTORS (AND THEIR SUBCONTRACTORS) TO RELEASE AND INDEMNIFY THE CITY TO THE SAME EXTENT AND IN SUBSTANTIALLY THE SAME FORM AS ITS RELEASE AND INDEMNITY TO THE CITY.

3.0 INDEMNIFICATION PROCEDURES:

3.1 Notice of Claims. If the City or Prime Contractor/Supplier receives notice of any claim or circumstances which could give rise to an indemnified loss, the receiving party shall give written notice to the other party within 10 days. The notice must include the following:

3.1.1 a description of the indemnification event in reasonable detail,

3.1.2 the basis on which indemnification may be due, and

3.1.3 the anticipated amount of the indemnified loss.

3.2 This notice does not stop or prevent the City from later asserting a different basis for indemnification or a different amount of indemnified loss than that indicated in the initial notice. If the City does not provide this notice within the 10 day period, it does not waive any right to indemnification except to the extent that Prime Contractor/Supplier is prejudiced, suffers loss, or incurs expense because of the delay.

3.3 Defense of Claims

3.3.1 Assumption of Defense. Prime Contractor/Supplier may assume the defense of the claim at its own expense with counsel chosen by it that is reasonably satisfactory to the City. Prime Contractor/Supplier shall then control the defense and any negotiations to settle the claim. Within 10 days after receiving written notice of the indemnification request, Prime Contractor/Supplier must advise the City as to whether or not it will defend the claim. If Prime Contractor/Supplier does not assume the defense, the City shall assume and control the defense, and all defense expenses constitute an indemnification loss.

3.3.2 Continued Participation. If Prime Contractor/Supplier elects to defend the claim, the City may retain separate counsel to participate in (but not control) the defense and to participate in (but not control) any settlement negotiations. Prime Contractor/Supplier may settle the claim without the consent or agreement of the City, unless it (i) would result in injunctive relief or other equitable remedies or otherwise require the City to comply with restrictions or limitations that adversely affect the City, (ii) would require the City to pay amounts that Prime Contractor/Supplier does not fund in full, (iii) would not result in the City's full and complete release from all liability to the plaintiffs or claimants who are parties to or otherwise bound by the settlement.

4.0 INSURANCE:

4.1 Contractor shall maintain in effect certain insurance coverage and shall furnish certificates of insurance, in duplicate form, before beginning its performance under this Agreement. All policies except Professional Liability and Workers' Compensation must name the City as an additional insured. The issuer of any policy (1) shall have a Certificate of Authority to transact insurance business in Texas or (2) shall be an eligible non-admitted insurer in the State of

Texas and have a Best's rating of at least B+ and a Best's Financial Size Category of Class VI or better, according to the most current edition Best's Key Rating Guide. Contractor shall maintain the following insurance coverages in the following amounts:

4.1.1 Commercial General Liability insurance including Contractual Liability insurance:
\$500,000 per occurrence; \$1,000,000 aggregate

4.1.2 Workers' Compensation including Broad Form All States endorsement:
Statutory amount

4.1.3 Automobile Liability insurance
\$1,000,000 combined single limit per occurrence
Defense costs are excluded from the face amount of the policy.
Aggregate Limits are per 12-month policy period unless otherwise indicated.

4.1.4 Employer's Liability
Bodily injury by accident \$100,000 (each accident)
Bodily injury by disease \$100,000 (policy limit)
Bodily injury by disease \$100,000 (each employee)

4.2 All insurance policies must require by endorsement, that the insurance carrier waives any rights of subrogation against the City. Contractor shall give written notice to the Director if any of its insurance policies are cancelled, materially changed or non-renewed. Within the 30 day period, Contractor shall provide other suitable policies in lieu of those about to be canceled, materially changed, or non-renewed so as to maintain in effect the required coverage. If Contractor does not comply with this requirement, the Director, at his or sole discretion, may:

4.2.1 immediately suspend Contractor from any further performance under this Agreement and begin procedures to terminate for default, or

4.2.2 purchase the required insurance with City funds and deduct the cost of the premiums from amounts due to Contractor under this Agreement.

4.2.3 All certificates of insurance submitted by Contractor shall be accompanied by endorsements for additional insured coverage in favor of the City for Commercial General Liability and Automobile Liability policies; and waivers of subrogation in favor of the City for Commercial General Liability, Automobile Liability, and Worker's Compensation/Employers' Liability policies. For a list of pre-approved endorsement forms see <http://purchasing.houstontx.gov/forms.shtml>. The Director will consider all other forms on a case-by-case basis.

5.0 WARRANTIES:

5.1 Contractor represents and warrants that it shall perform all work in a good and workmanlike manner, meeting the standards of quality prevailing in Harris County, Texas for work of this kind. Contractor shall perform all work using trained and skilled persons having substantial experience performing the work required under this Agreement.

5.2 With respect to any parts and goods furnished by it, Contractor warrants:

5.2.1 that all items are free of defects in title, material, and workmanship,

5.2.2 that each item meets or exceeds the manufacturer's specifications and requirements for the equipment, structure, or other improvement in which the item is installed,

5.2.3 that each replacement item is new in accordance with original equipment manufacturer's specifications, and of a quality at least as good as the quality of the item which it replaces (when the replaced item was new), and

5.2.4 that no item or its use infringes any patent, copyright, or proprietary right.

6.0 LICENSES AND PERMITS:

6.1 Contractor shall obtain and pay for all licenses, permits, and certificates required by any statute, ordinance, rule, or regulation.

7.0 COMPLIANCE WITH EQUAL OPPORTUNITY ORDINANCE:

7.1 Contractor shall comply with the City's Equal Employment Opportunity Ordinance as set out in Exhibit "C."

8.0 MWBE COMPLIANCE:

8.1 Contractor shall comply with the City's Minority and Women Business Enterprise ("MWBE") programs as set out in Chapter 15, Article V of the City of Houston Code of Ordinances. Contractor shall make good faith efforts to award subcontracts or supply agreements in at least **11%** of the value of this Agreement to MWBEs. Contractor acknowledges that it has reviewed the requirements for good faith efforts on file with the City's Office of Business Opportunity ("OBO"), and will comply with them.

8.2 MWBE subcontracts must contain the Terms set out in Exhibit D.

9.0 DRUG ABUSE DETECTION AND DETERRENCE:

9.1 It is the policy of the City to achieve a drug-free workforce and workplace. The manufacture, distribution, dispensation, possession, sale, or use of illegal drugs or alcohol by contractors while on City Premises is prohibited. Contractor shall comply with all the requirements and procedures set forth in the Mayor's Drug Abuse Detection and Deterrence Procedures for Contractors, Executive Order No. 1-31 ("Executive Order"), which is incorporated into this Agreement and is on file in the City Secretary's Office.

9.2 Before the City signs this Agreement, Contractor shall file with the Contract Compliance Officer for Drug Testing ("CCODT"):

9.2.1 a copy of its drug-free workplace policy,

9.2.2 the Drug Policy Compliance Agreement substantially in the form set forth in Exhibit "E," together with a written designation of all safety impact positions and,

9.2.3 if applicable (e.g. no safety impact positions), the Certification of No Safety Impact Positions, substantially in the form set forth in Exhibit "F."

9.3 If Contractor files a written designation of safety impact positions with its Drug Policy Compliance Agreement, it also shall file every 6 months during the performance of this Agreement or on completion of this Agreement if performance is less than 6 months, a Drug Policy Compliance Declaration in a form substantially similar to Exhibit "G." Contractor shall submit the Drug Policy Compliance Declaration to the CCODT within 30 days of the expiration of each 6-month period of performance and within 30 days of completion of this Agreement. The first 6-month period begins to run on the date the City issues its Notice to Proceed or if no Notice to Proceed is issued, on the first day Contractor begins work under this Agreement.

- 9.4 Contractor also shall file updated designations of safety impact positions with the CCODT if additional safety impact positions are added to Contractor's employee work force.
- 9.5 Contractor shall require that its subcontractors comply with the Executive Order, and Contractor shall secure and maintain the required documents for City inspection.

10.0 ENVIRONMENTAL LAWS:

- 10.1 Contractor shall comply with all rules, regulations, statutes, or orders of the Environmental Protection Agency ("EPA"), the Texas Commission on Environmental Quality ("TCEQ"), and any other governmental agency with the authority to promulgate environmental rules and regulations ("Environmental Laws"). Contractor shall promptly reimburse the City for any fines or penalties levied against the City because of Contractor's failure to comply.
- 10.2 Contractor shall not possess, use, generate, release, discharge, store, dispose of, or transport any Hazardous Materials on, under, in, above, to, or from the site except in strict compliance with the Environmental Regulations. "Hazardous Materials" means any substances, materials, or wastes that are or become regulated as hazardous or toxic substances under any applicable federal, state, or local laws, regulations, ordinances, or orders. Contractor shall not deposit oil, gasoline, grease, lubricants or any ignitable or hazardous liquids, materials, or substances in the City's storm sewer system or sanitary sewer system or elsewhere on City Property in violation of the Environmental Laws.

11.0 CONTRACTOR'S PERFORMANCE:

- 11.1 Contractor shall make citizen satisfaction a priority in providing services under this Agreement. Contractor shall train its employees to be customer service-oriented and to positively and politely interact with citizens when performing contract services. Contractor's employees shall be clean, courteous, efficient, and neat in appearance and committed to offering the highest quality of service to the public. If, in the Director's opinion, Contractor is not interacting in a positive and polite manner with citizens, he or she shall direct Contractor to take all remedial steps to conform to these standards.

12.0 PAYMENT OF EMPLOYEES AND SUBCONTRACTORS:

- 12.1 Contractor shall make timely payments in accordance with applicable state and federal law to all persons and entities supplying labor, materials or equipment for the performance of this Agreement including Contractor's employees.
- 12.2 Failure of Contractor to pay its employees as required by law shall constitute a default under this contract for which the Contractor and it's surety shall be liable on Contractor's performance bond if Contractor fails to cure the default as provided under this Agreement.
- 12.3 Contractor shall defend and indemnify the City from any claims or liability arising out of Contractor's failure to pay its subcontractors as required by law. Contractor shall submit disputes relating to payment of M/WBE subcontractors to arbitration in the same manner as any other disputes under the M/WBE subcontract.

III. DUTIES OF CITY

1.0 PAYMENT TERMS:

- 1.1 The City shall pay and Contractor shall accept fees at the unit prices provided in Exhibit H for all services rendered and the Deliverables furnished by Contractor. The fees must only be paid from Allocated Funds, as provided below.
- 1.2 Any quantities of services or Deliverables shown in any part of this contract or its exhibits are estimated only and are not any guarantee that the City will not purchase more or less of those services or Deliverables. The City will pay only for the services or Deliverables actually ordered and only at the unit prices set out.
- 1.3 The City of Houston's standard payment term is to pay 30 days after receipt of invoice or of goods or services, whichever is later, according to the requirements of the Texas Prompt Payment Act (TX. Gov't Code, Ch. 2251). However, the City will pay in less than 30 days in return for an early payment discount from vendor as follows:
 - Payment Time - 10 Days: 2% Discount
 - Payment Time - 20 Days: 1% Discount
- 1.4 If the City fails to make a payment according to the early payment schedule above, but does make the payment within the time specified by the Prompt Payment Act, the City shall not receive the discount, but shall pay no other penalty. When the payment date falls on a Saturday, Sunday, or official holiday when City offices are closed and City business is not expected to be conducted, payment may be made on the following business day.

2.0 TAXES:

- 2.1 The City is exempt from payment of Federal Excise and Transportation Tax and Texas Limited Sales and Use Tax. Contractor's invoices to the City must not contain assessments of any of these taxes. The Director will furnish the City's exemption certificate and federal tax identification number to Contractor if requested.

3.0 METHOD OF PAYMENT:

- 3.1 The City shall pay Contractor on the basis of invoices submitted by Contractor and approved by the Director, showing the specific tasks completed in the preceding month and the corresponding prices. The City shall make payments to Contractor at its address for notices within 30 days of receipt of an approved invoice.

4.0 METHOD OF PAYMENT - DISPUTED PAYMENTS:

- 4.1 If the City disputes any items in an invoice Contractor submits for any reason, including lack of supporting documentation, the Director shall temporarily delete the disputed item and pay the remainder of the invoice. The Director shall promptly notify Contractor of the dispute and request remedial action. After the dispute is settled, Contractor shall include the disputed amount on a subsequent regularly scheduled invoice or on a special invoice for the disputed item only.

5.0 LIMIT OF APPROPRIATION:

- 5.1 The City's duty to pay money to Contractor under this Agreement is limited in its entirety by the provisions of this Section.

- 5.2 In order to comply with Article II, Sections 19 and 19a of the City's Charter and Article XI, Section 5 of the Texas Constitution, the City has appropriated and allocated the sum of \$ 0 to pay money due under this Agreement (the "Original Allocation").
- 5.3 The City shall only be obligated to pay money under this Agreement when it issues a City Purchase Order to Contractor. Contractor shall not provide any goods or services to the City under this Agreement until it receives a Purchase Order for such goods or services, and City shall have no obligation to pay Contractor for any item or service it furnishes without first receiving a City Purchase order for same. The only exception to the policy stated before is that the City may pay Contractor with a City-authorized Procurement Card ("P-card"), which shall not require the prior issuance of a Purchase order. Contractor shall not proceed to furnish goods or services until it has verified that a P-card payment will be made.

6.0 CHANGES:

- 6.1 At any time during the Agreement Term, the City Purchasing Agent or Director may issue a Change Order to increase or decrease the scope of services or change plans and specifications, as he or she may find necessary to accomplish the general purposes of this Agreement. Contractor shall furnish the services or deliverables in the Change Order in accordance with the requirements of this Agreement plus any special provisions, specifications, or special instructions issued to execute the extra work.
- 6.2 The City Purchasing Agent or Director will issue the Change Order in substantially the following form:

CHANGE ORDER

TO: [Name of Contractor]
 FROM: City of Houston, Texas (the "City")
 DATE: [Date of Notice]
 SUBJECT: Change Order under the Agreement between the City and [Name of Contractor] countersigned by the City Controller on [Date of countersignature of the Agreement]

Subject to all terms and conditions of the Agreement, the City requests that Contractor provide the following:

[Here describe the additions to or changes to the equipment or services and the Change Order Charges applicable to each.]

Signed:
[Signature of City Purchasing Agent or Director]

- 6.3 The City Purchasing Agent or Director may issue more than one Change Order, subject to the following limitations:
 - 6.3.1 Council expressly authorizes the City Purchasing Agent or Director to approve a Change Order of up to \$50,000. A Change Order of more than \$50,000 over the approved contract amount must be approved by the City Council.
 - 6.3.2 If a Change Order describes items that Contractor is otherwise required to provide under this Agreement, the City is not obligated to pay any additional money to Contractor.
 - 6.3.3 The Total of all Change Orders issued under this section may not increase the Original Agreement amount by more than 25%.
- 6.4 Whenever Contractor receives a Change Order, Contractor shall furnish all material, equipment, and personnel necessary to perform the work described in the Change Order. Contractor shall complete the work within the time prescribed. If no time for completion is prescribed, Contractor shall complete the work within a reasonable time. If the work described in any Change Order

causes an unavoidable delay in any other work Contractor is required to perform under this Agreement, Contractor may request a time extension for the completion of the work. The City Purchasing Agent's or Director's decision regarding a time extension is final.

- 6.5 A product or service provided under a Change Order is subject to inspection, acceptance, or rejection in the same manner as the work described in the Original Agreement, and is subject to the terms and conditions of the Original Agreement as if it had originally been a part of the Agreement.
- 6.6 Change Orders are subject to the Allocated Funds provisions of this Agreement.

IV. TERM AND TERMINATION

1.0 CONTRACT TERM:

- 1.1 This Agreement is effective on the Countersignature Date and expires three (3) years after the date specified in the Notice to Proceed unless sooner terminated according to the terms of this Agreement.

2.0 NOTICE TO PROCEED:

- 2.1 Contractor shall begin performance under this Agreement on the date specified in a Notice to Proceed from the City Purchasing Agent.

3.0 RENEWALS:

- 3.1 Upon expiration of the Initial Term, this Agreement will be automatically renewed for two successive one-year terms on the same terms and conditions. If the Director of the City Department elects not to renew this Agreement, the City Purchasing shall notify Contractor in writing of non-renewal at least 30 days before the expiration of the then-current term.

4.0 TIME EXTENSIONS:

- 4.1 If the Department requests an extension of time to complete its performance, then the City Purchasing Agent may, in his or her sole discretion, extend the time so long as the extension does not exceed 180 days. The extension must be in writing but does not require amendment of this Agreement. Contractor is not entitled to damages for delay(s) regardless of the cause of the delay(s).

5.0 TERMINATION FOR CONVENIENCE BY THE CITY:

- 5.1 If the City terminates agreement for convenience, it may purchase from the selected Contractor, at the net cost, an inventory of items sufficient to meet HFD's needs as determined by the City at its sole option, to operate its uniform purchase program for six (6) months following the termination of the agreement. The liability will be based on six (6) month report of standard usage by HFD. Any excess inventory quantities above this amount shall be the responsibility of the Contractor and inventory marked with the Houston Fire Department name of logo.
- 5.2 The City Purchasing Agent or Director may terminate this Agreement at any time by giving 30 days written notice to Contractor. The City's right to terminate this Agreement for convenience is cumulative of all rights and remedies which exist now or in the future.
- 5.3 On receiving the notice, Contractor shall, unless the notice directs otherwise, immediately discontinue all services under this Agreement and cancel all existing orders and subcontracts that are chargeable to this Agreement. As soon as practicable after receiving the termination notice, Contractor shall submit an invoice showing in detail the services performed under this

Agreement up to the termination date. The City shall then pay the fees to Contractor for services actually performed, but not already paid for, in the same manner as prescribed in Section III unless the fees exceed the allocated funds remaining under this Agreement.

- 5.4 TERMINATION OF THIS AGREEMENT AND RECEIPT OF PAYMENT FOR SERVICES RENDERED ARE CONTRACTOR'S ONLY REMEDIES FOR THE CITY'S TERMINATION FOR CONVENIENCE, WHICH DOES NOT CONSTITUTE A DEFAULT OR BREACH OF THIS AGREEMENT. CONTRACTOR WAIVES ANY CLAIM (OTHER THAN ITS CLAIM FOR PAYMENT AS SPECIFIED IN THIS SECTION), IT MAY HAVE NOW OR IN THE FUTURE FOR FINANCIAL LOSSES OR OTHER DAMAGES RESULTING FROM THE CITY'S TERMINATION FOR CONVENIENCE.

6.0 TERMINATION FOR CAUSE BY CITY:

- 6.1 If Contractor defaults under this Agreement, the City Purchasing Agent or Director may either terminate this Agreement or allow Contractor to cure the default as provided below. The City's right to terminate this Agreement for Contractor's default is cumulative of all rights and remedies which exist now or in the future. Default by Contractor occurs if:
- 6.1.1 Contractor fails to perform any of its duties under this Agreement;
 - 6.1.2 Contractor becomes insolvent;
 - 6.1.3 all or a substantial part of Contractor's assets are assigned for the benefit of its creditors;
or
 - 6.1.4 a receiver or trustee is appointed for Contractor.
- 6.2 If a default occurs, the City Purchasing Agent or Director may, but is not obligated to, deliver a written notice to Contractor describing the default and the termination date. The City Purchasing Agent or Director at his or her sole option, may extend the termination date to a later date. If the City Purchasing Agent or Director allows Contractor to cure the default and Contractor does so to the City Purchasing Agent's or Director's satisfaction before the termination date, then the termination is ineffective. If Contractor does not cure the default before the termination date, then the City Purchasing Agent or Director may terminate this Agreement on the termination date, at no further obligation of the City.
- 6.3 To effect final termination, the City Purchasing Agent or Director must notify Contractor in writing. After receiving the notice, Contractor shall, unless the notice directs otherwise, immediately discontinue all services under this Agreement, and promptly cancel all orders or subcontracts chargeable to this Agreement.

7.0 TERMINATION FOR CAUSE BY CONTRACTOR:

- 7.1 Contractor may terminate its performance under this Agreement only if the City defaults and fails to cure the default after receiving written notice of it. Default by the City occurs if the City fails to perform one or more of its material duties under this Agreement. If a default occurs and Contractor wishes to terminate the Agreement, then Contractor must deliver a written notice to the Director describing the default and the proposed termination date.
- 7.2 The date must be at least 30 days after the Director receives notice. Contractor, at its sole option, may extend the proposed termination date to a later date. If the City cures the default before the proposed termination date, then the proposed termination is ineffective. If the City does not cure the default before the proposed termination date, then Contractor may terminate its performance under this Agreement on the termination date.

8.0 REMOVAL OF CONTRACTOR OWNED EQUIPMENT AND MATERIALS:

8.1 Upon expiration, or termination of this Agreement, Contractor is permitted ten (10) days within which to remove contractor-owned material and equipment from the City's premises. The City shall make such material and equipment readily available to Contractor. The time period may be extended upon approval by the Director. The City reserves the right to deny any extension of time.

V. MISCELLANEOUS

1.0 INDEPENDENT CONTRACTOR:

1.1 Contractor shall perform its obligations under this Agreement as an independent contractor and not as an employee of the City.

2.0 FORCE MAJEURE:

2.1 Timely performance by both parties is essential to this Agreement. However, neither party is liable for delays or other failures to perform its obligations under this Agreement to the extent the delay or failure is caused by Force Majeure. Force Majeure means fires, floods, explosions, and other acts of God, war, terrorist acts, riots, court orders, and the acts of superior governmental or military authority.

2.2 This relief is not applicable unless the affected party does the following:

2.2.1 uses due diligence to remove the Force Majeure as quickly as possible; and

2.2.2 provides the other party with prompt written notice of the cause and its anticipated effect.

2.3 The City may perform contract functions itself or contract them out during periods of Force Majeure. Such performance does not constitute a default or breach of this Agreement by City.

2.4 If the Force Majeure continues for more than 30 days, the City Purchasing Agent or Director may terminate this Agreement by giving 30 days' written notice to Contractor. This termination is not a default or breach of this Agreement. CONTRACTOR WAIVES ANY CLAIM IT MAY HAVE FOR FINANCIAL LOSSES OR OTHER DAMAGES RESULTING FROM THE TERMINATION EXCEPT FOR AMOUNTS DUE UNDER THE AGREEMENT AT THE TIME OF THE TERMINATION.

3.0 SEVERABILITY:

3.1 If any part of this Agreement is for any reason found to be unenforceable, all other parts remain enforceable unless the result materially prejudices either party.

4.0 ENTIRE AGREEMENT:

4.1 This Agreement merges the prior negotiations and understandings of the Parties and embodies the entire agreement of the Parties. No other agreements, assurances, conditions, covenants (express or implied), or other terms of any kind exist between the Parties regarding this Agreement.

5.0 WRITTEN AMENDMENT:

5.1 Unless otherwise specified elsewhere in this Agreement, this Agreement may be amended only by written instrument executed on behalf of the City (by authority of an ordinance duly adopted by the City Council) and Contractor. The Director is only authorized to perform the functions specifically delegated to him or her in this Agreement.

6.0 APPLICABLE LAWS:

- 6.1 This Agreement is subject to the laws of the State of Texas, the City Charter and Ordinances, the laws of the federal government of the United States, and all rules and regulations of any regulatory body or officer having jurisdiction.
- 6.2 Venue for any litigation relating to this Agreement is Harris County, Texas.

7.0 NOTICES:

- 7.1 All notices to either party to the Agreement must be in writing and must be delivered by hand, facsimile, United States registered or certified mail, return receipt requested, United States Express Mail, Federal Express, Airborne Express, UPS or any other national overnight express delivery service. The notice must be addressed to the party to whom the notice is given at its address set out in Section I of this Agreement or other address the receiving party has designated previously by proper notice to the sending party. Postage or delivery charges must be paid by the party giving the notice.

8.0 NON-WAIVER:

- 8.1 If either party fails to require the other to perform a term of this Agreement, that failure does not prevent the party from later enforcing that term and all other terms. If either party waives the other's breach of a term, that waiver does not waive a later breach of this Agreement.
- 8.2 An approval by the Director, or by any other employee or agent of the City, of any part of Contractor's performance does not waive compliance with this Agreement or establish a standard of performance other than that required by this Agreement and by law. The Director is not authorized to vary the terms of this Agreement.

9.0 INSPECTIONS AND AUDITS:

- 9.1 City representatives may perform, or have performed, (1) audits of Contractor's books and records, and (2) inspections of all places where work is undertaken in connection with this Agreement. Contractor shall keep its books and records available for this purpose for at least 4 years after this Agreement terminates. This provision does not affect the applicable statute of limitations.

10.0 ENFORCEMENT:

- 10.1 The City Attorney or his or her designee may enforce all legal rights and obligations under this Agreement without further authorization. Contractor shall provide to the City Attorney all documents and records that the City Attorney requests to assist in determining Contractor's compliance with this Agreement, with the exception of those documents made confidential by federal or State law or regulation.

11.0 AMBIGUITIES:

- 11.1 If any term of this Agreement is ambiguous, it shall not be construed for or against any party on the basis that the party did or did not write it.

12.0 SURVIVAL:

- 12.1 Contractor shall remain obligated to the City under all clauses of this Agreement that expressly or by their nature extend beyond the expiration or termination of this Agreement, including but not limited to, the indemnity provisions.

13.0 PARTIES IN INTEREST:

13.1 This Agreement does not bestow any rights upon any third party, but binds and benefits the City and Contractor only.

14.0 SUCCESSORS AND ASSIGNS:

14.1 This Agreement binds and benefits the Parties and their legal successors and permitted assigns; however, this provision does not alter the restrictions on assignment and disposal of assets set out in the following paragraph. This Agreement does not create any personal liability on the part of any officer or agent of the City.

15.0 BUSINESS STRUCTURE AND ASSIGNMENTS:

15.1 Contractor shall not assign this Agreement at law or otherwise or dispose of all or substantially all of its assets without the City Purchasing Agent's or Director's prior written consent. Nothing in this clause, however, prevents the assignment of accounts receivable or the creation of a security interest under Section 9.406 (c) of the Texas Business & Commerce Code. In the case of such an assignment, Contractor shall immediately furnish the City with proof of the assignment and the name, telephone number, and address of the Assignee and a clear identification of the fees to be paid to the Assignee.

15.2 Contractor shall not delegate any portion of its performance under this Agreement without the City Purchasing Agent's or Director's prior written consent.

16.0 REMEDIES CUMULATIVE:

16.1 Unless otherwise specified elsewhere in this Agreement, the rights and remedies contained in this Agreement are not exclusive, but are cumulative of all rights and remedies which exist now or in the future. Neither party may terminate its duties under this Agreement except in accordance with its provisions.

17.0 CONTRACTOR DEBT:

17.1 If Contractor, at any time during the term of this agreement, incurs a debt, as the word is defined in Section 15-122 of the Houston City Code of Ordinances, it shall immediately notify the City Controller in writing. If the City Controller becomes aware that Contractor has incurred a debt, she shall immediately notify contractor in writing. If Contractor does not pay the debt within 30 days of either such notification, the City Controller may deduct funds in an amount equal to the debt from any payments owed to Contractor under this agreement, and Contractor waives any recourse therefor.

EXHIBIT "A"

DEFINITIONS

As used in this Agreement, the following terms have the meanings set out below:

"Agreement" means this contract between the Parties, including all exhibits, change orders, and any written amendments authorized by City Council and Contractor.

"City" is defined in the preamble of this Agreement and includes its successors and assigns.

"City Purchasing Agent" is defined as the person or duly authorized successor, authorized in writing to act for the City. The term includes, except as otherwise provided in this Contract, the authorized representative of the City Purchasing Agent acting within the limits of delegated authority.

"Contractor Administrator" means the representative of the Department who is responsible for the administration for the Contract.

"Contract Award Notice" means the official notification substantiated by the Notice to Proceed issued by the City Purchasing Agent to the Contractor.

"Contract Charges" means charges that accrue during a given month as defined in Article III.

"Contract Term" is defined in Article IV.

"Contractor" is defined in the preamble of this Agreement and includes its successors and assigns.

"Countersignature Date" means the date this agreement is countersigned by the City Controller.

"Director" mean the Directors/Chiefs of each of the Departments or the City Purchasing Agent for the City, or the person he or she designates.

"Effective Date" is defined as date contract is countersigned by the City Controller.

"Governing Body" means the Mayor and City Council of the City of Houston.

"Hazardous Materials" is defined in Article II (Environmental Law).

"Notice to Proceed" means a written communication from the City Purchasing Agent to Contractor instructing Contractor to begin performance.

"Parties" mean all the entities set out in the Preamble who are bound by this Agreement.

EXHIBIT "B"
SCOPE OF SERVICES/SPECIFICATIONS

1.0 Scope of Services:

- 1.1 The Contractor shall be responsible for stocking and managing a high quality inventory of all classified station wear, uniforms, and accessories at their storefront location. The Contractor shall maintain operating hours of 7:00 a.m. through 5:00 p.m., Monday through Friday, with the exception of designated City holidays, to allow classified personnel the opportunity to pick-up their orders and/or to have any changes or alterations made to their ordered apparel. With advance notice from the Contractor, the City may authorize the Contractor to close its facility on certain days, such as Good Friday.
- 1.2 The Contractor shall provide a customer service facility, at Contractor's own expense. The facility shall include ample trained staff and shall include sample items to represent the products. HFD will only pay for uniform items as the Contractor issues those items to the firefighters.
- 1.3 For all classified inventory held by the HFD Distribution Center (DC), items will remain housed at HFD. The DC shall receive a copy daily of all classified uniform items ordered on each business day. The DC staff will review the list of items ordered on each business day. The DC staff will review the list of items ordered and advise the Contractor that HFD will supply that item, if it remains in HFD inventory. This process will remain in effect until HFD believes that all possible useable classified apparel inventory has been distributed. Following this process will allow HFD to continue reducing its inventory; however, the Contractor neither has to house or assume ownership of this inventory. The DC staff will be responsible to provide any items within HFD inventory to the Contractor within 24 business hours.
- 1.4 The inventory to be managed and stocked by the Contractor is inclusive of all items worn by classified personnel for station wear. The non-customized items shall be made available to classified staff within the delivery time specified in Section 10.0, Uniform Availability Standards. Since dress uniforms are custom fitted and altered, the uniform delivery requirement shall be maximum 130 calendar days from order date to delivery date. For items that require customization; such as, embroidery, heat seal, silk screening, etc., the delivery shall be ten (10) days after receipt of order from the City.
- 1.5 A size run shall be kept at the Contractor's facility to assist in ordering.
- 1.6 HFD reserves the right to purchase items directly from other sources, if special unforeseen circumstances arise.
- 1.7 The Contractor shall own and manage all contracted items activity in strict accordance with the requirements set forth herein this document.
- 1.8 Contractor shall assume responsibility for loss and damage of all items from time of shipment to customer receipt.
- 1.9 Contractor shall provide embroidery, screen printing and heat pressing services, and Contractor shall perform alterations and repairs to uniform items.
- 1.10 Contractor shall maintain a computerized database to track all orders and the level of voucher usage for each employee. Database shall monitor usage by employee and prevent an individual from overspending the voucher total.

- 1.11 Compensation shall be made in accordance with City of Houston terms after the product is received and verified by HFD. Price increases shall be allowed on an annual basis. The proposed price increases will go into effect with the beginning of each fiscal year. Notification shall be received by HFD no later than the beginning of the fiscal 4th quarter of the preceding fiscal year (March 31). The City of Houston's fiscal year begins on July 1st of the year and ends June 30th of the following year.
- 1.12 Although HFD will promote use of the data base for inquiries, all inquiries by phone or e-mail shall have a maximum response time of three (3) business days. HFD will request that all staff wait at least two (2) business days, before making any inquiry on an order.

2.0 Initial Sizing:

A complete sizing plan shall be initially provided. Contractor shall provide tracking of subsequent orders in an updated computerized database. Critical measurements for each uniformed person shall be taken and entered into an electronic data collection program. The information shall be provided to the Fire Department for use in the initial ordering process and for future reorders. Each item supplied shall be electronically recorded as assigned or provided to the firefighter.

3.0 Quality Assurance:

The selected Contractor shall operate and maintain a Quality Control Program to ensure the requirements of the agreement are provided as specified. The Contractor shall provide details on their quality assurance program(s) upon request.

4.0 Exchanges:

Any merchandise considered for return or exchange shall be in resalable condition. Resalable is defined as being in new condition. The merchandise shall be free of cigarette smoke or other odors, and it cannot be used, worn or dirty. All returns shall be made within 30 calendar days of the purchase. Classified staff shall be responsible for ensuring the sizes are correct when ordered. A size run shall be available at the Contractor's store front facility to assist in orders.

5.0 Computerized Inventory System:

- 5.1 System Requirements require that the Contractor shall operate and maintain a computerized retail inventory system which has the capability to accurately track the following:
 - 5.1.1 Issuance of uniform items to HFD personnel
 - 5.1.2 Maintain levels of inventory items on-hand
 - 5.1.3 Uniform repairs/replacements
 - 5.1.4 HFD firefighter voucher account balances
 - 5.1.5 Invoicing of uniform items issued and services provided
 - 5.1.6 Shipping of uniform and/or accessory items
- 5.2 The Contractor's system software shall be compliant with the City's current IT Portfolio Standards which currently is Windows XP, Service 2, with potential to interface with MSSQL databases. The Contractor's Interface shall be written in .NET or XML code. If proprietary software, the code shall be provided to the City to be held in escrow for the term of the contract. The Houston Fire Department shall designate Contract Administrators to which access shall be provided by the Contractor to review items including, but not limited to, purchases, returns, and deliveries.

- 5.3 The Contractor shall provide the City with a secure Uniform Resource Locator (URL) for application transactions, including security measures for protection against identity theft. All transactions completed using the application (whether stand alone or web based) shall provide real time system updates of inventory availability, credit balance, etc., for each individual HFD classified staff user. The City reserves the right to access and audit the system at any time throughout the contract term.

6.0 Item Tracking/Customer Support:

- 6.1 The Houston Fire Department (HFD) shall be provided the ability to view online and periodic hard copies of the items listed in item 6.0. to monitor HFD expenditures and statistics for classified staff.

The Contractor shall include in its database, the employee name, rank and location; as well as sizes for each item. The Contractor maintained system shall track electronically the following items and be capable of providing reports for those items:

- 6.1.1 Individual Houston firefighter/employee
 - 6.1.2 Employee identification number
 - 6.1.3 District
 - 6.1.4 Fire station
 - 6.1.5 Rank/title and/or classification
 - 6.1.6 Assigned location
 - 6.1.7 Rank and initial and subsequent changes in uniform size and measurement information
 - 6.1.8 List of ordered and shipped items
 - 6.1.9 Order date
 - 6.1.10 Item description and product number
 - 6.1.11 Size
 - 6.1.12 Quantity ordered
 - 6.1.13 Cost per item
 - 6.1.14 Purchase and ship dates
 - 6.1.15 Process time from placement of order through receipt
 - 6.1.16 Expected receipt of items date/delivery date
 - 6.1.17 Back orders and/or incomplete orders
 - 6.1.18 Statistics illustrating usage of uniform items and services
 - 6.1.19 Inventory levels
 - 6.1.20 Up to date detailed billing and monthly invoice summary
 - 6.1.21 Ability to determine if item is in stock
 - 6.1.22 Repair costs and details for type of repair
- 6.2 In addition to these reports, the Contractor shall provide a standard operating manual delineating the general design and standard operating procedure, based on the functional requirements for all phases of the operation of its customer service center. The manual shall include, but is not limited to, sections defining individual account tracking procedures, inventory control procedures, daily management, inspection procedures and repair procedures. The manual shall serve as a point of reference and guide for the HFD and Contractor's staff to review operational requirements and functional relationships for each phase of the program.
- 6.3 The general design and standard operating procedures manual shall be an attachment to the agreement between the City and selected Contractor and must conform to its terms. An electronic version of the manual shall be posted online for use by HFD personnel.
- 6.4 Further data/reports may be requested at a later time.

7.0 Repair, Replacement and Alteration Requirements:

The Contractor shall provide repair and alterations at a facility/facilities centrally located within the City of Houston. Minor alterations and repairs to a uniform item of clothing must be completed within two (2) business days from the time, as reflected on the claim ticket, that the HFD employee leaves the item at the designated location for repair or alteration. Minor alterations and repairs shall consist of in-seam and out-seam repairs and alterations, repair of small rips and tears, button or zipper replacement, affixing stripes, patches and braids, and trim replacement or other such repairs. All other repairs must be available for pick-up at the designated facility within three (3) business days.

8.0 Order Processing and Delivery Requirements:

The Contractor shall be required to process and deliver orders within the timeframe specified in the agreement with the City. The order processing and delivery time shall be expressed as the time between placement of the order and the time the uniform item is delivered to the HFD employee who placed the order.

9.0 Inventory Changes:

HFD may add, modify, substitute or delete uniform items with written notice from the City Purchasing Agent or his designee. In the unlikely event that the Houston Fire Department (HFD) makes a change to the uniform items, which may subsequently render a uniform item obsolete, the Contractor shall receive a minimum 60 calendar days advance notice to allow sale of any items that may be in stock. HFD shall not buy any existing Contractor inventory.

10.0 Uniform Availability Standards:

Upon award to the successful offeror, HFD will work with the awarded Contractor to designate a list of the exact items that fall within each of the parameters of 10.1, 10.2 and 10.3. HFD will provide a history of items purchased to be made available, once an award is made. The items listed within the bid are already based on the past history of purchases. The Contractor shall be required to maintain an inventory of ten percent (10%) of sizes small through extra-large in each garment or item to accommodate requirements of new recruits or lost/stolen gear for the most common sizes or classified staff. The following availability standards are to be met within 30 calendar days from the beginning of the contract:

- 10.1 For all items which do not require special modifications; such as, most pants and belts, the contractor shall have standard sizes available at their facility for at least 50% of designated stock. The exact items to be designated and meet this requirement shall be determined subsequent to contract award. This shall be the most typically and frequently ordered items and sizes and will be based on previous HFD usage reports.
- 10.2 For all items which require special modifications; such as, shirts, tee-shirts, job shirts, and jackets, which require embroidery, heat sealing, or screen printing, Contractor shall have standard sizes available at their facility for at least 50% of designated stock and shall be available for customer pick-up within ten business days. The exact items to be designated and meet this requirement shall be determined subsequent to contract award. This shall be the most typically and frequently ordered items and sizes and will be based on previous HFD usage reports.
- 10.3 Any special order and customized items; such as, uniforms, shall be available in the specified 150 business days. If another item is customized, the expected delivery date shall be provided on placement of the order.

11.0 Item Availability Time Stamps:

The Contractor shall maintain time stamped records in the Contractor's inventory systems which yield metrics summarized for item availability according to the thresholds in Provision 11.0 above. This is to be summarized for item availability of each item and the time associated with the transaction. HFD will have the authority to validate the metrics and time stamp records for validating compliance with the items availability standards.

12.0 Account Manager:

The Contractor shall have an Account Manager dedicated to the HFD account. The assigned Account Manager must have an in-depth knowledge of the City's contract to include all provisions, complete listing of approved items, and have access to all managers providing the approved products. Upon request, the Account Manager or designee must be available to attend meetings to discuss contract or uniform issues, as well as have the ability to make decisions on behalf of the Contractor.

13.0 Liquidated Damages:

- 13.1 If the Contractor fails to have the customer service facility operating and fully equipped as described in the Scope of Services by 7:00 a.m. within a maximum of 90 calendar days after the award date, the Contractor may be subject to fixed and liquidated damages of \$250.00 per day for each day late.
- 13.2 If the Contractor fails to meet delivery performance requirements as outlined in the Scope of Services, the Contractor may be subject to fixed and liquidated damages in accordance with Schedule A listed below.
- 13.3 If the Contractor fails to complete alterations and repair services within the established time frames, the Contractor will be subject to fixed and liquidated damages of five dollars (\$5.00) per calendar day, per occurrence up to a maximum of twenty five dollars (\$25.00) per occurrence that the selected Contractor fails to complete the required work.
- 13.4 If the Contractor fails to furnish, within the established time periods, all necessary computer database requirements for the agreement, the selected Contractor shall be subject to fixed and liquidated damages of one hundred dollars (\$100.00) per day, for each day late.
- 13.5 The Contractor shall be subject to fixed and liquidated damages of twenty-five dollars (\$25.00) per hour that the computerized tracking system fails to maintain reliability rate of ninety-nine percent (99%) in a given month.
- 13.6 If any of the timeframes mentioned above are not met by Contractor due to Acts of God, or events beyond the Contractor's control, damages shall not be assessed. The Contractor shall immediately notify applicable HFD and City staff of any issues that cause delays for items contained with the liquidated damages section.

SCHEDULE A

Upon written notice by e-mail with confirmation, fax, or certified mail from the City, fixed and liquidated damages shall be assessed beginning four days after notification. If not resolved, the following rates for each business day or portion thereof that the items in this contract are not available for distribution to a Houston firefighter from the program shall be assessed.

<u>Day(s)</u>	<u>Condition</u>
One (1) day	One (1) times the actual contract price for each item for each occurrence for the respective year in effect for each item.

Two (2) or more One (1) times the actual contract price plus five percent (5%) of the actual price for each item for each occurrence for the respective year in effect for each item.

14.0 Termination:

- 14.1 Any remaining inventory of items marked with an HFD logo that are new, unused and free of defects in workmanship shall be purchased by the City, at the selected Contractor's actual cost, at the end of the term of this contract, unless prior to the agreement the City terminates the agreement.
- 14.2 If the City terminates the agreement for convenience, it may purchase from the selected Contractor, at the net cost, an inventory of items sufficient to meet HFD's needs as determined by the City at its sole option, to operate its uniform purchase program for six month following the termination of this agreement. The liability will be based on six month report of standard usage by HFD. Any excess inventory quantities above this amount shall be the responsibility of the Contractor and inventory marked with the Houston Fire Department name of logo.
- 14.3 The City shall not be obligated to purchase any inventory from the selected Contractor if the agreement is terminated for cause.

15.0 Disaster Recovery Plans:

The Contractor shall maintain a formal disaster recovery plan in the event the occurrence of a natural or man-made disaster at one of the Contractor's facilities.

16.0 Invoice:

- 16.1 All invoices shall be submitted for payment only after the merchandise has been shipped or received by the Houston Firefighter.
- 16.2 Invoices must be accompanied by a web order and shipment verification for each individual order.
- 16.3 Each web order and shipment verification must clearly identify the following:
 - 16.3.1 Billing date
 - 16.3.2 Ship date and pick-up date
 - 16.3.3 Purchase order number
 - 16.3.4 HFD primary account holder name or HFD authorized personnel
 - 16.3.5 HFD employee identification number
 - 16.3.6 Order personnel call back contact number
 - 16.3.7 Detailed description per item.
 - 16.3.8 Repair
 - 16.3.9 Uniform order date
 - 16.3.10 Shipped date
 - 16.3.11 Expected arrival date
 - 16.3.12 Unit price
 - 16.3.13 Discount price
 - 16.3.14 Final price

Contractor shall mail all invoices to with supporting documentation of issuance and receipt by the firefighters to:

Houston Fire Department
Attn: Accounts Payable Dept.
P.O. Box 3625
Houston, TX. 77253

Invoices indicating a different cost from the purchase order price shall be returned to the Contractor.

17.0 STANDARD SERVICE RESPONSE:

- 17.1 The normal operating hours of service shall be provided within the working hours of 7:00 a.m. to 5:00 p.m., Monday through Friday, with the exception of designated City of Houston holidays approved by the Houston City Council.
- 17.2 In the event of an emergency situation, the Contractor will respond within twenty-four (24) hours, including holidays and weekends. Twenty-four hours shall be construed as one (1) calendar day, not three (3) work days.
- 17.3 A list of the Contractor's emergency/night numbers shall be supplied to the ordering department.

NOTE TO CONTRACTOR: All long and short sleeve shirts (white/blue) shall have a Houston Fire Department (HFD) patch sewn 1" down from shirt shoulder seam on the left sleeve. The Houston Fire Department (HFD) will only furnish a sample patch to the successful bidder(s).

Contractor is expected to furnish the patch/emblems to be sewn on uniforms. The Houston Fire Department will not provide patches for uniforms. The shoulder patches/emblems provided shall be equal to the quality and workmanship of samples on file in the Quartermaster's office. All patches/emblems must be of equal quality to those presently used by HFD. A sample of the patch/emblem bid must accompany each bid/offer.

UNIFORM SPECIFICATIONS:

Shirt, Male, Long Sleeve, Blue:

18.1 Style:

- 18.1.1 Elbeco Paragon Plus #P878 or equal.
- 18.1.2 Tailoring of shirts will be cut on a form fitting line. Shirts shall have permanent sewn-in military stitches. It is imperative that this garment be constructed according to the principles set forth in the specifications.
- 18.1.3 All stitches must be of the proper tension and size so as to avoid puckering after the shirt has been laundered and to give best durable press performance.
- 18.1.4 The front and back of the shirt shall be cut perpendicular to the selvage so as to minimize puckering on military stitching.
- 18.1.5 All sewing shall be with Dacron core thread to match shirt fabric.
- 18.1.6 The collar and cuffs are to be single stitched 1/4" from edge.
- 18.1.7 The pockets and flaps shall be single stitched on the edge.

18.2 Shirt Material:

- 18.2.1 Fabric shall be #2174 open weave poplin, 65% Dacron polyester, 35% combed cotton, finest vat dye.
- 18.2.2 Fabric shall be sanforized and mercerized with permanent press finish and must be finished with Teflon fabric protector for superior fabric appearance and durability. Color shall be blue.
- 18.2.3 The fabric must meet or exceed the following characteristics:
 - 18.2.3.1 Finished Count: 110 x 52
 - 18.2.3.2 Finished Weight: 4 - 4.25 oz/Sq. Yd.
 - 18.2.3.3 Tensile Strength: Warp – 170 lbs. Fill – 72 lbs.
 - 18.2.3.4 Tear Strength: Warp – 3,450 grams Fill = 1,900 grams

18.3 Creasing:

- 18.3.1 Pockets and pocket flaps to be die creased to give uniform shape and size.

18.4 Collar:

- 18.4.1 The shape and style of both leaf and stand shall conform to the TT89 collar.
- 18.4.2 The points, medium spread, shall be approximately 3" in length.
- 18.4.3 The back of the stand shall measure 1-1/2".
- 18.4.4 The leaf shall be made of three pieces; two pieces of cloth and one whole lining, which is to be fused to the top collar.
- 18.4.5 The collar stays shall be of good quality stalar vinyl, 2-3/4" in length and 3/8" wide and be attached to the bottom collar. The stand shall fasten with one button, and it shall have one horizontal buttonhole.

18.5 Sleeves:

- 18.5.1 The sleeves are to be straight and whole.
- 18.5.2 The cuffs are to be 2-7/8" in width and to fasten with two buttons.
- 18.5.3 There is a single stitch 7/16" from top of cuff.
- 18.5.4 The sleeve opening shall measure 4-7/8" from top of cuff.
- 18.5.5 The top facing for this opening is to be 1-1/4" wide and the bottom facing to finish about 1/2" wide.
- 18.5.6 Button is to be placed on sleeve opening with corresponding buttonhole.
- 18.5.7 The sleeves must be secured to the body of the shirt by means of a merrow stitch with a safety stitch so as to properly strengthen the stitch.
- 18.5.8 The same stitch must be used on the side closing seams as well.

18.6 Front:

- 18.6.1 The front shall have a center facing 1-1/2" wide extending from the collar stand to the bottom of the shirt and be made of the same material as the shirt fabric with two rows of stitching 7/8" apart.
- 18.6.2 The center front shall contain six (6) vertical buttonholes placed 3/4" from edge and 3-1/2" apart.
- 18.6.3 The button stand shall be 7/8" wide and shall be self-lined and placed on the right side extending from the collar stand to the bottom of the shirt.
- 18.6.4 Buttons shall be securely attached to the button stand and shall correspond to the buttonholes facing.

18.7 Back:

- 18.7.1 Back to have double yoke of basic shirt material.

18.8 Pockets:

- 18.8.1 Pockets shall have two (2) breast pockets with mitered corners to finish 5-5/8" wide and 6" long.
- 18.8.2 The left breast pocket to have a pencil compartment about 1-1/4" wide.
- 18.8.3 Both pockets shall be pleated and have 1-1/4" box stitching top and bottom to prevent spreading.

18.9 Flaps:

- 18.9.1 Flaps shall have two scalloped flaps to finish 5-3/4" in length, 2-3/4" in width at center, and 2-1/2" in width at sides.
- 18.9.2 Flaps shall be secured to front of shirt with two rows of stitching approximately 1/4" above top of pocket.
- 18.9.3 The left flap shall have a pencil opening about 1-1/2" in width.
- 18.9.4 Flaps shall be interlined.
- 18.9.5 There shall be a matching button and a buttonhole sewn on the flap.

18.10 Flap Closure:

The side points of the flaps are to be secured to the pockets by means of Velcro fasteners sewn onto the flaps and pockets.

18.11 Badge Tab:

- 18.11.1 Shall be reinforced on inside of the shirt by means of a strip of material 1-1/2" wide stitched and folded so that no raw edges show.
- 18.11.2 The reinforcement strip shall extend from the flap setting stitch to the joining seam at the front of the yoke.
- 18.11.3 Badge tab shall have two small (horizontal) buttonholes, 1-1/4" apart with the bottom buttonhole 1-1/2" above top of left flap.

18.12 Shoulder Straps:

- 18.12.1 The shoulder straps shall be pointed at the end toward the neck of the shirt.
- 18.12.2 The other end shall be sewn in sleeve head seam.
- 18.12.3 The pointed ends shall be fastened with one matching button.
- 18.12.4 The straps shall measure 2" at sleeve and taper to 1-3/8".
- 18.12.5 The straps shall be set about 1/2" from the collar. Shoulder straps shall be box stitched to shoulders with row of cross stitching 2" from sleeve head seam.

18.13 Permanent Creases:

- 18.13.1 Shirt shall have permanent military creases.
- 18.13.2 Creases are to be stitched in shirt only, not thru pockets and flaps, one crease in each front extending from hem to joining seam, three (3) vertical creases in back; middle crease on center back line; side back creases spaced equally from center crease.

18.14 Buttons:

All buttons shall be made from melamine material for durability and must match fabric.

18.15 Interlining:

- 18.15.1 Flaps shall be 6800 crease and tack.
- 18.15.2 Top center shall be lined with 505 viltec.
- 18.15.3 Bands and cuffs shall to be 37 durapress.

18.16 UPC Identification:

- 18.16.1 A printed UPC bar code tag shall be attached to every garment so as to be visible in the package.
- 18.16.2 The UPC bar code shall identify style, color and size information so as to be incorporated into an inventory management system.
- 18.16.3 Appropriate support documentation shall be available to assist the agency in encoding UPC information.

18.17 Size Marking:

Size shall be marked with indelible ink on a size loop attached to basic label in yoke.

18.18 Pressing and Packing:

- 18.18.1 Shirts shall be carefully pressed by hand in first class manner and individually packed in polyethylene bags.
- 18.18.2 Shirts shall be shipped in strong boxes so as not to be damaged in shipment.
- 18.18.3 Shirts shall be packed four to a box with the sizes marked on the outside of the box at the one end.

18.19 Finished Dimensions:

<u>Size:</u>	<u>14</u>	<u>14.5</u>	<u>15</u>	<u>15.5</u>	<u>16</u>	<u>16.5</u>	<u>17</u>	<u>17.5</u>	<u>18</u>	<u>18.5</u>
Chest:	40	42	44	46	48	50	52	54	56	58
Waist:	36	38	40	42	44	46	48	50	53	55
Bk Length:	322	32e	32	32f	33c	332	33f	35	35d	35f

19.0 Shirt, Male, Short Sleeve, Blue:

The style shall be Elbeco Paragon Plus short sleeve part no. P868 or equal. The intent is to secure a tailored shirt equal in the quality of workmanship and style to the referenced item.

19.1 Tailoring:

- 19.1.1 Shirts will be cut on a form-fitting line.
- 19.1.2 Shirts shall have permanent sewn-in military stitches.
- 19.1.3 It is imperative that this garment be constructed according to the principles set forth in the specifications.
- 19.1.4 All stitches shall be of the proper tension and size so as to avoid puckering after the shirt has been laundered and to give the best durable press performance.
- 19.1.5 The front and back of the shirt shall be cut perpendicular to the selvage so as to minimize puckering on military stitching.
- 19.1.6 All sewing shall be with Dacron core thread to match shirt fabric.
- 19.1.7 The collar shall be single stitched 1/4" from edge.
- 19.1.8 The pockets and flaps shall be single stitched on the edge.

19.2 Shirt Material:

- 19.2.1 Fabric shall be #2174 open weave poplin, 65% dacron polyester, 35% combed cotton, finest vat dye.
- 19.2.2 Fabric must be sanforized and mercerized with permanent press finish.
- 19.2.3 Fabric must also be finished with Teflon® fabric protector for superior fabric appearance and durability.
- 19.2.4 Color shall be blue.
- 19.2.5 The fabric shall meet or exceed the following characteristics:

Finished Count:	110 x 52
Finished Weight:	4 - 4.25 oz/Sq. Yd.
Tensile Strength:	Warp = 170 lbs. / Fill = 72 lbs.
Tear Strength:	Warp = 3,450 grams / Fill = 1,900 grams

19.3 Creasing:

Pockets and pocket flaps shall be die creased to give uniform shape and size.

19.4 Collar:

- 19.4.1 Convertible collar shall be one piece and measure 3-1/4" long at points and 1-5/8" wide at back.
- 19.4.2 The collar stays shall be of good quality stalar vinyl, 2-1/2" in length and 3/8" wide and be attached to the bottom collar.
- 19.4.3 There shall be one horizontal buttonhole.

19.5 Sleeves:

- 19.5.1 Shall be straight and whole with 1" hem and shall finish 9-1/2" in length.
- 19.5.2 The sleeves shall be secured to the body of the shirt by means of a merrow stitch with a safety stitch so as to properly strengthen the stitch.
- 19.5.3 The same stitch shall be used on the side closing seams as well.

19.6 Front:

- 19.6.1 The front shall have a facing 3" in width extending from neckline to the bottom of shirt provided by a turn under of material.
- 19.6.2 The left front shall also have a lined box pleat 1-1/2" wide finished, running full length of the shirt and shall be topstitched 1/4" from both edges.
- 19.6.3 The center front shall contain six (6) vertical buttonholes placed 3/4" from edge and 3-1/2" apart.

19.7 Back:

Back to have double yoke of basic shirt material.

19.8 Pockets:

- 19.8.1 There shall be two breast pockets with mitered corners to finish 5-5/8" wide and 6" long.
- 19.8.2 The left breast pocket shall have a pencil compartment about 1-1/4" wide, both pockets to be pleated and have 1-1/4" box stitching top and bottom to prevent spreading

19.9 Flaps:

- 19.9.1 There shall be two scalloped flaps to finish 5-3/4" in length, 2-3/4" in width at center, and 2-1/2" in width at sides.
- 19.9.2 Flaps shall be secured to front of shirt with two rows of stitching approximately 1/4" above top of pocket.
- 19.9.3 The left flap shall have a pencil opening about 1-1/2" in width.
- 19.9.4 There shall be a matching button and a buttonhole sewn on the flap.

19.10 Flap Closure:

The side points of the flaps shall be secured to the pockets by means of Velcro fasteners sewn onto the flaps and pockets.

19.11 Badge Tab:

- 19.11.1 Badge tab shall be reinforced on inside of the shirt by means of a strip of material 1-1/2" wide stitched and folded so that no raw edges show.
- 19.11.2 The reinforcement strip shall extend from the flap setting stitch to the joining seam at the front of the yoke.

19.11.3 Badge tab shall have two small (horizontal) buttonholes, 1-1/4" apart with the bottom buttonhole 1-1/2" above top of left flap.

19.12 Shoulder Straps:

19.12.1 The shoulder straps shall be pointed at the end toward the neck of the shirt.

19.12.2 The other end shall be sewn in sleeve head seam.

19.12.3 The pointed ends shall be fastened with one matching button.

19.12.4 The straps shall measure 2" at sleeve and taper to 1-3/8".

19.12.5 Shoulder straps shall be set about 1/2" from the collar.

19.12.6 Shoulder straps shall be box stitched to shoulders with row of cross stitching 2" from sleeve head seam.

19.13 Permanent Creases:

19.13.1 Shirt shall have permanent military creases.

19.13.2 Permanent creases shall be stitched in shirt only, not thru pockets and flaps.

19.13.3 There shall be one (1) crease in each front extending from hem to joining seam, three (3) vertical creases in back; middle crease on center back line; side back creases spaced equally from center crease.

19.14 Buttons:

All buttons shall be made from melamine material for durability and must match fabric.

19.15 Interlining:

19.15.1 Flaps shall be 6800 crease and tack.

19.15.2 The top center shall be lined with 505 Viltec.

19.15.3 The bands shall be 37 durapress.

19.15.4 The collar shall be lined with 100% Dacron.

19.16 UPC Identification:

19.16.1 A printed UPC bar code tag must be attached to every garment so as to be visible in the package.

19.16.2 The UPC bar code must identify style, color and size information so as to be incorporated into an inventory management system.

19.16.3 Appropriate support documentation must be available to assist agency in encoding UPC information.

19.17 Size Marking:

Size shall be marked with indelible ink on a size loop attached to basic label in yoke.

19.18 Pressing and Packing:

19.18.1 Shirts shall be carefully pressed by hand in first class manner and individually packed in polyethylene bags.

19.18.2 Shirts are to be shipped in strong boxes so as not to be damaged in shipment.

19.18.3 Shirts are to be packed four to a box with the sizes marked on the outside of the box at the one end.

19.19 Finished Dimensions:

Size	Small	Medium	Large	X-Large	2-XLarge
Chest:	42	46	50	54	58
Waist:	38	42	46	50	55
Bk Length:	32e	32f	332	35	35f

20.0 Shirt, Ladies, Long Sleeve, Blue:

20.1 Style:

The style shall be Elbeco Paragon Plus short sleeve part no. P802 or equal. The intent is to secure a tailored shirt equal in the quality of workmanship and style to the referenced item.

20.2 Tailoring:

- 20.2.1 Shirts will be cut on a form-fitting line.
- 20.2.2 Shirts shall have permanent sewn-in military stitches.
- 20.2.3 It is imperative that this garment be constructed according to the principles set forth in the specifications.
- 20.2.4 All stitches must be of the proper tension and size so as to avoid puckering after the shirt has been laundered and to give best durable press performance.
- 20.2.5 The front and back of the shirt shall be cut perpendicular to the selvage so as to minimize puckering on military stitching.
- 20.2.6 All sewing shall be with Dacron core thread to match shirt fabric.
- 20.2.7 The collar and cuffs are to be single stitched 1/4" from edge.
- 20.2.8 The pockets and flaps shall be single stitched on the edge.

20.3 Fabric:

- 20.3.1 Fabric to be #2174 open weave poplin, 65% dacron polyester, 35% combed cotton, finest vat dye.
- 20.3.2 Fabric must be sanforized and mercerized with permanent press finish.
- 20.3.3 The shirt must be finished with Teflon® fabric protector for superior fabric appearance and durability
- 20.3.4 The color shall be blue.
- 20.3.5 The fabric must meet or exceed the following characteristics:

Finished Count:	110 x 52
Finished Weight:	4 - 4.25 oz/Sq. Yd.
Tensile Strength:	Warp = 170 lbs. / Fill = 72 lbs.
Tear Strength:	Warp = 3,450 grams / Fill = 1,900 grams

20.4 Creasing:

Pockets and pocket flaps to be die creased to give uniform shape and size.

20.5 Collar:

- 20.5.1 The shape and style of both leaf and stand shall conform to the TT89 collar.
- 20.5.2 The points, medium spread, are to be approximately 3" in length.
- 20.5.3 The back of the stand is to measure 1-1/2".
- 20.5.4 The stand shall fasten with one button.

- 20.5.5 There shall be one horizontal button hole.
 - 20.5.6 The collar is to be constructed of two plies of basic material and one ply of dacron lining.
 - 20.5.7 Permanent collar stays to be secured to bottom leaf.
 - 20.5.8 The collar stays shall be of good quality stalar vinyl, 2-3/4" in length and 3/8" wide and attached to the bottom collar.
 - 20.5.9 The inner stand and inner yoke are to be made of compatible combed cotton blended poplin fabric for additional comfort.
- 20.6 Sleeves:
- 20.6.1 Sleeves are to be straight and whole.
 - 20.6.2 The cuffs are to be 2-5/8" in width and have two buttons on one end. One buttonhole shall be on the other side to allow for adjusting the cuff.
 - 20.6.3 The sleeve opening shall measure 3-7/8" from top of cuff.
 - 20.6.4 The top facing for this opening is to be 1-1/4" wide and the bottom facing to finish about 1/2" wide.
 - 20.6.5 A button is to be placed on sleeve opening with corresponding buttonhole.
 - 20.6.6 The sleeves must be secured to the body of the shirt by means of a merrow stitch with a safety stitch so as to properly strengthen the stitch.
- 20.7 Front:
- 20.7.1 The front shall have a facing 1-1/2" wide extending from the collar stand to the bottom of the shirt and be made of the same material as shirt fabric with two rows of stitching 7/8" apart.
 - 20.7.2 The center front shall contain six vertical buttonholes placed 3/4" from edge and 3-1/2" apart.
 - 20.7.3 The button stand, 1" wide, shall be self-lined and placed on the left side extending from collar stand to bottom of shirt.
 - 20.7.4 Buttons shall be securely attached to the button stand and shall correspond to the buttonholes on the center facing.
- 20.8 Back:
- Back to have a double yoke of basic shirt material.
- 20.9 Pockets:
- 20.9.1 Shall have two breast pockets with mitered corners to finish 5" wide and 5-1/2" long.
 - 20.9.2 The left breast pocket to have a pencil compartment about 1-1/4" wide.
 - 20.9.3 Shall have two breast pockets.
 - 20.9.4 Both pockets to be pleated and to have 1-1/4" box stitching top and bottom to prevent spreading.
- 20.10 Flaps:
- 20.10.1 Shall have two scalloped flaps to finish 5-1/4" in length, 2-3/8" in width at center, and 2-1/8" in width at the sides.
 - 20.10.2 Flaps shall be secured to front of shirt with two rows of stitching approximately 1/4" above the top of the pocket.
 - 20.10.3 The left flap shall have a pencil opening about 1-1/2" in width.
 - 20.10.4 Flaps shall be interlined.
 - 20.10.5 Shall have a matching button and buttonhole sewn on the flap.

20.11 Flap Closure:

- 20.11.1 The side points of the flaps are to be secured to the pockets by means of Velcro fasteners sewn on to the flaps and pockets.
- 20.11.2 The side points of the flaps are to be secured to the pockets by means of Velcro fasteners sewn onto the flaps and pockets.

20.12 Badge Tab

- 20.12.1 Shall be reinforced on inside of the shirt by means of a strip of material 1-1/2" wide stitched and folded so that no raw edges show.
- 20.12.2 The reinforcement strip shall extend from the flap setting stitch to the joining seam at the front of the yoke.
- 20.12.3 Shall have two (2) small horizontal buttonholes, 1-1/4" apart with the bottom buttonhole 1-12" above the top of the left flap.

20.13 Shoulder Straps:

- 20.13.1 The shoulder straps shall be pointed at the end toward the neck of the shirt.
- 20.13.2 The other end shall be sewn in sleeve head seam.
- 20.13.3 The pointed ends shall be fastened with one (1) matching button.
- 20.13.4 The straps shall measure 2" at sleeve and taper to 1-3/8".
- 20.13.5 Straps shall be set about 1/2" from the collar.
- 20.13.6 Shoulder straps shall be box stitched to shoulders with row of cross stitching 2" from sleeve head seam.

20.14 Permanent Creases:

- 20.14.1 Shirt shall have permanent military creases.
- 20.14.2 Creases shall be stitched in shirt only, not thru pockets and flaps.
- 20.14.3 One (1) crease in each front shall extend from hem to joining seam.
- 20.14.4 Three (3) vertical creases in back, middle crease on center back line; and side back creases spaced equally from center crease.

20.15 Interlining:

- 20.15.1 Flaps shall be 6800 crease and tack.
- 20.15.2 Top center shall be lined with 505 viltec.
- 20.15.3 Bands and cuffs shall be 37 durapress.

20.16 Size Marking:

Size shall be marked with indelible ink on a size loop attached to basic label in yoke.

20.17 Button:

All buttons shall be made from melamine material for durability and must match fabric.

20.18 Universal Product Code (UPC) Identification:

- 20.18.1 A printed UPC bar code tag shall be attached to every garment so as to be visible in the package.
- 20.18.2 The UPC bar code shall identify style, color and size information so as to be incorporated into an inventory management system.

20.18.3 Appropriate support documentation shall be available to assist agency in encoding UPC information.

20.19 Size Marking:

Size shall be marked with indelible ink on a size loop attached to basic label in yoke.

20.20 Pressing and Packing:

20.20.1 Shirts shall be carefully pressed by hand in first class manner and individually packed in polyethylene bags.

20.20.2 Shirts shall be packed four to a box with the sizes marked on the outside of the box at the one end.

20.20.3 Shirts shall be shipped in strong boxes so as not to be damaged in shipment.

20.20.4 Shirts shall be fitted by following dimensions

Finished Dimensions:

Size:	30	32	34	36	38	40	42	44	46	48
Bust:	39	40	41.5	43	44.5	46	48	50	52	54
Waist:	32	33	34.5	36	37.5	39	41	43	45	47

21.0 Shirt, Ladies, Short Sleeve, Blue:

21.1 Style:

Style shall be Elbeco Paragon Plus P802 female short sleeve shirt or equal. It is the intent to secure a tailored shirt in quality of workmanship and style.

21.2 Tailoring:

21.2.1 Shirt shall be cut on a form-fitting line.

21.2.2 Shirts shall have permanent sewn-in military stitches.

21.2.3 It is imperative that this garment shall be constructed according to the principles set forth in the specifications.

21.2.4 All stitches must be of the proper tension and size so as to avoid puckering after the shirt has been laundered and to give best durable press performance.

21.2.5 The front and back of the shirt shall be cut perpendicular to the selvage so as to minimize puckering on military stitching.

21.2.6 All sewing shall be with Dacron core thread to match shirt fabric, and the collar is to be single stitched 1/4" from edge.

21.2.7 The collar shall be single stitched 1/4" from the edge.

21.2.8 The pockets and flaps shall be single stitched on the edge.

21.3 Fabric:

21.3.1 The fabric shall be #2174 open weave poplin, 65% dacron polyester, 35% combed cotton, and the finest vat dye.

21.3.2 Fabric shall be sanforized and mercerized with permanent press finish. Fabric shall be finished with Teflon® fabric protector for superior fabric appearance and durability.

21.3.3 Color shall be blue.

21.3.4 The fabric must meet or exceed the following characteristics:

Finished Count:	110 x 52
Finished Weight:	4 - 4.25 oz/Sq. Yd.
Tensile Strength:	Warp = 170 lbs. / Fill = 72 lbs.
Tear Strength:	Warp = 3,450 grams / Fill = 1,900 grams

21.4 Creasing:

Pockets and pocket flaps to be die creased to give uniform shape and size.

21.5 Collar:

21.5.1 Convertible collar shall be one piece and measure 3-1/8" long at the points.

21.5.2 Collar shall be lined with 100% Dacron polyester.

21.5.3 The collar stays shall be of good quality stalar vinyl and shall be 2-3/4" in length and 3/8" wide and shall be attached to the bottom collar.

21.5.4 There shall be one horizontal buttonhole.

21.6 Sleeves:

21.6.1 Sleeves are to be straight and whole with 1" hem.

21.6.2 The finish shall be 9" long from shoulder seam.

21.6.3 The sleeves shall be secured to the body of the shirt by means of a merrow stitch with a safety stitch so as to properly strengthen the stitch.

21.6.4 The same stitch shall be used on the side closing seams as well.

21.7 Front:

21.7.1 The front shall have a center facing 3" in width extending from neckline to bottom of shirt provided by a turn under of material.

21.7.2 The right front shall also have a lined box pleat 1-1/2" wide finished, running full length of the shirt and shall be topstitched 1/4" from both edges.

21.7.3 The center front shall contain six vertical buttonholes placed 3/4" from edge, first 2-1/2" down from neck, balance 3-1/2" apart.

21.8 Back:

The back shall have a double yoke of basic shirt material.

21.9 Pockets:

21.9.1 Pockets shall have two breast pockets with mitered corners to finish 5" wide and 5-1/2" long.

21.9.2 The left breast pocket to have a pencil compartment about 1-1/4" wide.

21.9.3 Both pockets to be plated and to have 1-1/4" box stitching top and bottom to prevent spreading.

21.10 Flaps:

21.10.1 Flaps shall have two scalloped flaps to finish 5-1/4" in length, 2-3/8" in width at center, and 2-1/8" in width at sides.

21.10.2 Flaps shall be secured to front of shirt with two rows of stitching approximately 1/4" above top of pocket.

- 21.10.3 The left flap shall have a pencil opening about 1-1/2" in width.
- 21.10.4 Flaps shall be interlined.
- 21.10.5 There shall be a matching button and a buttonhole sewn on the flap.

21.11 Flap Closure:

The side points of the flaps are to be secured to the pockets by means of Velcro fasteners sewn onto the flaps and pockets.

21.12 Badge Tab:

- 21.12.1 Badge tab shall be reinforced on inside of the shirt by means of a strip of material 1-1/2" wide stitched and folded so that no raw edges show.
- 21.12.2 The reinforcement strip shall extend from the flap setting stitch to the joining seam at the front of the yoke.
- 21.12.3 Shall have two (2) horizontal buttonholes, 1-1/4" apart with the bottom buttonhole 1-1/2" above the top of the left flap.

21.13 Shoulder Straps:

- 21.13.1 The shoulder straps shall be pointed at the end toward the neck of the shirt.
- 21.13.2 The other end shall be sewn in sleeve head seam.
- 21.13.3 The pointed ends shall be fastened with one (1) matching button.
- 21.13.4 The straps shall measure 2" at sleeve and taper to 1-3/8".
- 21.13.5 Straps shall be set about 1/2" from the collar.
- 21.13.6 Shoulder straps shall be box stitched to shoulders with row of cross stitching 2" from sleeve head seam.

21.14 Permanent Creases:

- 21.14.1 Shirt shall have permanent military creases.
- 21.14.2 Creases shall be stitched in shirt only, not thru pockets and flaps.
- 21.14.3 One (1) crease shall be in each front which extends from the hem to the joining seam.
- 21.14.4 One (1) crease shall be in each front
- 21.14.5 Three (3) vertical creases shall be in back; middle crease on center back line; side back creases spaced equally from center crease.

21.15 Interlining:

- 21.15.1 Flaps shall be 6800 crease and tack with top center to be lined with 505 Viltec.
- 21.15.2 Bands shall be 37 Durapress.

21.16 Size Marking:

Size shall be marked with indelible ink on a size loop attached to basic label in yoke.

21.17 Button:

All buttons shall be made from melamine material for durability and must match fabric.

21.18 UPC Identification:

- 21.18.1 A printed UPC bar code tag shall be attached to every garment so as to be visible in the package.
- 21.18.2 The UPC bar code shall identify style, color and size information so as to be incorporated into an inventory management system.

21.18.3 Appropriate support documentation shall be available to assist agency in encoding UPC information.

21.19 Pressing and Packing

21.19.1 Shirts shall be carefully pressed by hand in first class manner and individually packed in polyethylene bags.

21.19.2 Shirts shall be shipped in strong boxes so as not to be damaged in shipment.

21.19.3 Shirts shall be packed four to a box with the sizes marked on the outside of the box at the one end.

21.19.4 The finished dimensions follow:

Finished Dimensions:

Size:	30	32	34	36	38	40	42	44	46	48
Bust:	39	40	41.5	43	44.5	46	48	50	52	54
Waist:	32	33	34.5	36	37.5	39	41	43	45	47

22.0 Shirt, Male, Long Sleeve, White:

22.1 Style:

The style shall be Elbeco Paragon Plus style #P877 male long sleeve white shirt or equal. It is the intent to secure a tailored shirt equal in quality of workmanship and style.

22.2 Tailoring:

22.2.1 Shirts will be cut on a form-fitting line.

22.2.2 Shirts are to have permanent sewn-in military stitches.

22.2.3 It is imperative that this garment be constructed according to the principles set forth in the specifications.

22.2.4 All stitches shall be of the proper tension and size so as to avoid puckering after the shirt has been laundered and to give best durable press performance.

22.2.5 The front and back of the shirt shall be cut perpendicular to the selvage so as to minimize puckering on military stitching.

22.2.6 All sewing shall be with Dacron core thread to match shirt fabric.

22.2.7 The collar and cuffs shall be single stitched 1/4" from edge.

22.2.8 The pockets and flaps shall be single stitched on the edge.

22.3 Shirt Material:

22.3.1 Shirt fabric to be #2174 open weave poplin, 65% dacron polyester, 35% combed cotton, and shall be the finest vat dye.

22.3.2 Fabric must be sanforized and mercerized with permanent press finish.

22.3.3 Garment shall be Teflon® finished with fabric protector for superior fabric appearance and durability.

22.3.4 Color shall be white.

22.3.5 The fabric must meet or exceed the following characteristics:

Finished Count:	110 x 52
Finished Weight:	4 - 4.25 oz/Sq. Yd.
Tensile Strength:	Warp = 170 lbs. / Fill = 72 lbs.
Tear Strength:	Warp = 3,450 grams / Fill = 1,900 grams

22.4 Creasing:

Pockets and pocket flaps shall be die creased to provide uniform shape and size.

22.5 Collar:

22.5.1 The shape and style of both leaf and stand shall conform to the TT89 collar.

22.5.2 The points, medium spread, shall be approximately 3" in length.

22.5.3 The back of the stand shall measure 1-1/2".

22.5.4 The leaf shall be made of three (3) pieces; two (2) pieces of cloth and one (1) whole lining, which is to be fused to the top collar.

22.5.5 The collar stays shall be of good quality stalar vinyl.

22.5.6 It shall be 2-3/4" in length and 3/8" wide and be attached to the bottom collar.

22.5.7 The stand shall fasten with one button.

22.5.8 There shall be one horizontal buttonhole.

22.6 Sleeves:

22.6.1 Sleeves shall be straight and whole.

22.6.2 The cuffs shall be 2-7/8" in width and to fasten with two buttons.

22.6.3 There is to be a single stitch 7/16" from top of cuff.

22.6.4 The sleeve opening shall measure 4-7/8" from top of cuff.

22.6.5 The top facing for this opening is to be 1-1/4" wide and the bottom facing to finish about 1/2" wide.

22.6.6 Button shall be placed on sleeve opening with corresponding buttonhole.

22.6.7 The sleeves shall be secured to the body of the shirt by means of a merrow stitch with a safety stitch so as to properly strengthen the stitch.

22.6.8 The same stitch shall be used on the side closing seams as well.

22.7 Front:

22.7.1 The front shall have a center facing 1-1/2" wide extending from the collar stand to bottom of shirt and be made of the same material as shirt fabric with two rows of stitching 7/8" apart.

22.7.2 The center front shall contain six (6) vertical buttonholes placed 3/4" from edge and 3-1/2" apart.

22.7.3 The button stand, 7/8" wide, shall be self-lined and placed on the right side extending from collar stand to bottom of shirt.

22.7.4 Buttons shall be securely attached to the button stand and shall correspond to the buttonholes on the center facing.

22.8 Back:

Back to have double yoke of basic shirt material.

22.9 Pockets:

22.9.1 Pockets to have two breast pockets with mitered corners to finish 5-5/8" wide and 6" long.

22.9.2 The left breast pocket to have a pencil compartment about 1-1/4" wide.

22.9.3 Both pockets shall be pleated and to have 1-1/4" box stitching top and bottom to prevent spreading.

22.10 Flaps:

- 22.10.1 Flaps shall have two scalloped flaps to finish 5-3/4" in length, 2-3/4" in width at center, and 2-1/2" in width at sides.
- 22.10.2 Flaps shall be secured to front of shirt with two rows of stitching approximately 1/4" above top of pocket.
- 22.10.3 The left flap shall have a pencil opening about 1-1/2" in width.
- 22.10.4 Flaps shall be interlined.
- 22.10.5 There shall be a matching button and a buttonhole sewn on the flap.

22.11 Flap Closure:

The side points of the flaps are to be secured to the pockets by means of Velcro fasteners onto the flaps and pockets.

22.12 Badge Tab:

- 22.12.1 Badge tab shall be reinforced on inside of the shirt by means of a strip of material 1-1/2" wide stitched and folded so that no raw edges show.
- 22.12.2 The reinforcement strip shall extend from the flap setting stitch to the joining seam at the front of the yoke.
- 22.12.3 This shall have two (2) small (horizontal) buttonholes, 1-1/4" apart with the bottom buttonhole 1-1/2" above top of left flap.

22.13 Shoulder Straps:

- 22.13.1 The shoulder straps shall be pointed at the end toward the neck of the shirt.
- 22.13.2 The other end shall be sewn in sleeve head seam.
- 22.13.3 The pointed ends shall be fastened with one (1) matching button.
- 22.13.4 The other end shall be sewn in sleeve head seam.
- 22.13.5 The straps shall measure 2" at sleeve and taper to 1-3/8".
- 22.13.6 The shoulder straps shall be set about 1/2" from the collar.
- 22.13.7 Shoulder straps shall be box stitched to shoulders with row of cross stitching 2" from sleeve head seam.

22.14 Permanent Creases:

- 22.14.1 Shirt shall have permanent military creases.
- 22.14.2 Creases shall be stitched in shirt only, not thru pockets and flaps.
- 22.14.3 One (1) crease shall be in each front extending from hem to joining seam, three (3) vertical creases in back; middle crease on center back line; side back creases spaced equally from center crease.

22.15 Buttons:

All buttons shall be made from melamine material for durability and must match fabric.

22.16 Interlining:

- 22.16.1 Flaps shall be 6800 crease and tack.
- 22.16.2 The top center shall be lined with 505 Viltec.
- 22.16.3 The bands and cuffs shall be 37 durapress.

22.17 UPC Identification:

- 22.17.1 A printed UPC bar code tag shall be attached to every garment so as to be visible in the package.
- 22.17.2 The UPC bar code shall identify style, color and size information so as to be incorporated into an inventory management system.
- 22.17.3 Appropriate support documentation shall be available to assist agency in encoding UPC information.

22.18 Size Marking:

Size shall be marked with indelible ink on a size loop attached to basic label in yoke.

22.19 Pressing and Packing:

- 22.19.1 Shirts shall be carefully pressed by hand in first class manner and individually packed in polyethylene bags.
- 22.19.2 Shirts shall be shipped in strong boxes so as not to be damaged in shipment.
- 22.19.3 Shirts shall be packed four to a box with the sizes marked on the outside of the box at the one end.

22.20 Finished Dimensions:

Size:	14	14.5	15	15.5	16	16.5	17	17.5	18	18.5
Chest:	40	42	44	46	48	50	52	54	56	58
Waist	36	38	40	42	44	46	48	50	53	55
Bk Length	322	32e	32	32f	33c	332	33f	35	35d	35f

23.0 Shirt, Male Short Sleeve, White:

23.1 Style:

The style shall be Elbeco Paragon Plus #P867 or equal. It is the intent to secure a tailored shirt equal in quality of workmanship and style.

23.2 Tailoring:

- 23.2.1 It is imperative that this garment be constructed according to the principles set forth in the specifications.
- 23.2.2 Shirts will be cut on a form-fitting line.
- 23.2.3 Shirts are to have permanent sewn-in military stitches.
- 23.2.4 All stitches must be of the proper tension and size so as to avoid puckering after the shirt has been laundered and to give best durable press performance.
- 23.2.5 The front and back of the shirt shall be cut perpendicular to the selvage so as to minimize puckering on military stitching.
- 23.2.6 All sewing shall be with dacron core thread to match shirt fabric. The collar is to be single stitched 1/4" from edge.
- 23.2.7 The pockets and flaps shall be single stitched on the edge.

23.3 Shirt Material:

- 23.3.1 Fabric to be #2174 open weave poplin, 65% dacron polyester, 35% combed cotton, finest vat dye.
- 23.3.2 Fabric must be sanforized and mercerized with permanent press finish.
- 23.3.3 It must be finished with Teflon® fabric protector for superior fabric appearance and durability.

23.3.4 Color shall be white.

23.3.5 The fabric must meet or exceed the following characteristics:

Finished Count:	110 x 52
Finished Weight:	4 - 4.25 oz/Sq. Yd.
Tensile Strength:	Warp = 170 lbs. / Fill = 72 lbs.
Tear Strength:	Warp = 3,450 grams / Fill = 1,900 grams

23.4 Creasing

Pockets and pocket flaps to be die creased to give uniform shape and size.

23.5 Collar

23.5.1 Convertible collar shall be one (1) piece and to measure 3-1/4" long at points and 1-5/8" wide at back.

23.5.2 The collar stays shall be of good quality stalar vinyl, 2-1/2" in length and 3/8" wide and be attached to the bottom collar.

23.5.3 There shall be one (1) horizontal buttonhole.

23.6 Sleeves:

23.6.1 Sleeves to be straight and whole with 1" hem and shall finish 9-1/2" in length.

23.6.2 The sleeves shall be secured to the body of the shirt by means of a merrow stitch with a safety stitch so as to properly strengthen the stitch.

23.6.3 The same stitch shall be used on the side closing seams as well.

23.7 Front:

23.7.1 The front shall have a facing 3" in width extending from neckline to the bottom of shirt provided by a turnunder of material.

23.7.2 The left front shall also have a lined box pleat 1-1/2" wide finished, running full length of the shirt and shall be topstitched 1/4" from both edges.

23.7.3 The center front shall contain six (6) vertical buttonholes placed 3/4" from edge and 3-1/2" apart.

23.8 Back:

Back to have double yoke of basic shirt material.

23.9 Pockets:

23.9.1 Shall have two (2) breast pockets with mitered corners to finish 5-5/8" wide and 6" long.

23.9.2 The left breast pocket shall have a pencil compartment about 1-1/4" wide.

23.9.3 Both pockets to be pleated and to have 1-1/4" box stitching top and bottom to prevent spreading.

23.10 Flaps:

23.10.1 Shall have two scalloped flaps to finish 5-3/4" in length, 2-3/4" in width at center, and 2-1/2" in width at the sides.

23.10.2 Flaps shall be secured to front of shirt with two (2) rows of stitching approximately 1/4" above top of pocket.

- 23.10.3 The left flap shall have a pencil opening about 1-1/2" in width.
- 23.10.4 There shall be a matching button and a buttonhole sewn on the flap.

23.11 Flap Closure:

The side points of the flaps are to be secured to the pockets by means of Velcro fasteners sewn onto the flaps and pockets.

23.12 Badge Tab:

- 23.12.1 Badge tab shall be reinforced on inside of the shirt by means of a strip of material 1-1/2" wide stitched and folded so that no raw edges show.
- 23.12.2 The reinforcement strip shall extend from the flap setting stitch to the joining seam at the front of the yoke.
- 23.12.3 Shall have two small (horizontal) buttonholes, 1-1/4" apart with the bottom buttonhole 1-1/2" above top of left flap.

23.13 Shoulder Straps:

- 23.13.1 The shoulder straps shall be pointed at the end toward the neck of the shirt.
- 23.13.2 The other end shall be sewn in sleeve head seam.
- 23.13.3 The pointed ends shall be fastened with one matching button.
- 23.13.4 The straps shall measure 2" at sleeve and taper to

24.0 Shirt, Ladies Long Sleeve, White:

24.1 Style:

The style shall be Elbeco Paragon Plus style #P801 female long sleeve. The intent is to secure a tailored shirt equal in quality of workmanship and style.

24.2 Tailoring:

- 24.2.1 It is imperative that this garment be constructed according to the principles set forth in the specifications.
- 24.2.2 Shirts will be cut on a form-fitting line.
- 24.2.3 Shirts are to have permanent sewn-in military stitches.
- 24.2.4 All stitches shall be of the proper tension and size so as to avoid puckering after the shirt has been laundered and to give best durable press performance.
- 24.2.5 The front and back of the shirt shall be cut perpendicular to the selvage so as to minimize puckering on military stitching.
- 24.2.6 All sewing shall be with Dacron core thread to match shirt fabric.
- 24.2.7 The collar and cuffs are to be single stitched 1/4" from edge.
- 24.2.8 The pockets and flaps shall be single stitched on the edge.

24.3 Fabric:

- 24.3.1 Fabric shall be #2174 open weave poplin, 65% dacron polyester, 35% combed cotton, finest vat dye.
- 24.3.2 Fabric shall be sanforized and mercerized with permanent press finish.
- 24.3.3 Shall be finished with Teflon® fabric protector for superior fabric appearance and durability.
- 24.3.4 Color shall be white.

24.3.5 The fabric shall meet or exceed the following characteristics:

Finished Count:	110 x 52
Finished Weight:	4 - 4.25 oz/Sq. Yd.
Tensile Strength:	Warp = 170 lbs. / Fill = 72 lbs.
Tear Strength:	Warp = 3,450 grams / Fill = 1,900 grams

24.4 Creasing:

Pockets and pocket flaps shall be die creased to give uniform shape and size.

24.5 Collar:

24.5.1 The shape and style of both leaf and stand shall conform to the TT89 Collar.

24.5.2 The points, medium spread, shall be approximately 3" in length.

24.5.3 The back of the stand shall measure 1-1/2".

24.5.4 The stand shall fasten with one button.

24.5.5 There shall be one horizontal button hole.

24.5.6 The collar shall be constructed of two plies of basic material and one ply of dacron lining.

24.5.7 Permanent collar stays shall be secured to bottom leaf.

24.5.8 The collar stays shall be of good quality stalar vinyl, 2-3/4" in length and 3/8" wide and attached to the bottom collar.

24.5.9 Inner stand and inner yoke shall be made of compatible combed cotton blended poplin fabric for additional comfort.

24.6 Sleeves:

24.6.1 Sleeves shall be straight and whole.

24.6.2 The cuffs shall be 2-5/8" in width and have two (2) buttons on one end.

24.6.3 There shall be two (2) buttonholes on the cuff to allow for adjusting the cuff size.

24.6.4 The sleeve opening shall measure 3-7/8" from the top of the cuff.

24.6.5 The top facing for this opening shall be 1-1/4" wide and the bottom facing to finish about 1/2" wide.

24.6.6 Button shall be placed on sleeve opening with corresponding buttonhole.

24.6.7 The sleeves shall be secured to the body of the shirt by means of a merrow stitch with a safety stitch so as to properly strengthen the stitch.

24.6.8 The same stitch shall be used on the side closing seams as well.

24.7 Front

24.7.1 The front shall have a facing 1-1/2" wide extending from the collar stand to the bottom of the shirt and be made of the same material as shirt fabric with two (2) rows of stitching 7/8" apart.

24.7.2 The center front shall contain six (6) vertical buttonholes placed 3/4" from edge and 3-1/2" apart.

24.7.3 The button stand, 1" wide, shall be self-lined and placed on left side extending from collar stand to bottom of shirt.

24.7.4 Buttons shall be securely attached to the button stand and shall correspond to the buttonholes on the center facing.

24.8 Back:

24.8.1 Back shall have double yoke of basic shirt material.

24.9 Pockets:

- 24.9.1 Shall have two (2) breast pockets with mitered corners to finish 5-5/8" wide and 6" long.
- 24.9.2 The left breast pocket shall have a pencil compartment about 1-1/4" wide.
- 24.9.3 Both pockets shall be pleated and shall have 1-1/4" box stitching top and bottom to prevent spreading.

24.10 Flaps

- 24.10.1 Shall have two scalloped flaps to finish 5-3/4" in length, 2-3/4" in width at center, and 2-1/2" in width at the sides.
- 24.10.2 Flaps shall be secured to front of shirt with two (2) rows of stitching approximately 1/4" above top of pocket.
- 24.10.3 The left flap shall have a pencil opening about 1-1/2" in width.
- 24.10.4 There shall be a matching button and a buttonhole sewn on the flap.

24.11 Flap Closure

The side points of the flaps are to be secured to the pockets by means of velcro fasteners sewn onto the flaps and pockets.

24.12 Badge Tab

- 24.12.1 Badge tab shall be reinforced on inside of the shirt by means of a strip of material 1-1/2" wide stitched and folded so that no raw edges show.
- 24.12.2 The reinforcement strip shall extend from the flap setting stitch to the joining seam at the front of the yoke.
- 24.12.3 Shall have two small (horizontal) buttonholes, 1-1/4" apart with the bottom buttonhole 1-1/2" above top of left flap.

24.13 Shoulder Straps

- 24.13.1 The shoulder straps shall be pointed at the end toward the neck of the shirt.
- 24.13.2 The other end shall be sewn in sleeve head seam.
- 24.13.3 The pointed ends shall be fastened with one matching button.
- 24.13.4 The straps shall measure 2" at sleeve and taper to 1-3/8".
- 24.13.5 Straps shall be set about 1/2" from the collar.
- 24.13.6 Shoulder straps shall be box stitched to shoulders with row of cross stitching 2" from sleeve head seam.

24.14 Permanent Creases:

- 24.14.1 Shirt shall have permanent military creases.
- 24.14.2 Creases shall be stitched in shirt only, not thru pockets and flaps.
- 24.14.3 One (1) crease in each front shall extend from the hem to the joining seam.
- 24.14.4 Shall have three (3) vertical creases in back; middle crease on center back line; side back creases spaced equally from center crease.

24.15 Buttons:

All buttons shall be made from melamine material for durability and must match fabric.

24.16 Interlining:

- 24.16.1 Flaps shall be 6800 crease and tack.
- 24.16.2 Top center shall be lined with 505 Viltec.
- 24.16.3 Bands shall be 37 Durapress.
- 24.16.4 Collar shall be lined with 100% Dacron.

24.17 UPC Identification:

- 24.17.1 A printed UPC bar code tag shall be attached to every garment so as to be visible in the package.
- 24.17.2 The UPC bar code shall identify style, color and size information so as to be incorporated into an inventory management system.
- 24.17.3 Appropriate support documentation shall be available to assist agency in encoding UPC information.

24.18 Size Marking:

Size shall be marked with indelible ink on a size loop attached to basic label in yoke.

24.19 Pressing and Packing:

- 24.19.1 Shirts shall be carefully pressed by hand in first class manner and individually packed in polyethylene bags.
- 24.19.2 Shirts shall be shipped in strong boxes so as not to be damaged in shipment.

24.20 Badge Tab

Shirts shall be packed four to a box with the sizes marked on the outside of the box at the one end.

24.21 Finished Dimensions:

Size:	30	32	34	36	38	40	42	44	46	48
Bust:	39	40	41.5	43	44.5	46	48	50	52	54
Waist:	32	33	34.5	36	37.5	39	41	43	45	47

25.0 Shirt, Ladies Short Sleeve:

The style shall be Elbeco Paragon Plus style #P811 female short sleeve shirt or equal. It is the intent to secure a tailored shirt equal in quality of workmanship and style.

25.1 Tailoring:

- 25.1.1 It is imperative that this garment be constructed according to the principles set forth in the specifications.
- 25.1.2 Shirts shall be cut on a form-fitting line.
- 25.1.3 Shirts shall have permanent sewn-in military stitches.
- 25.1.4 All stitches shall be of the proper tension and size so as to avoid puckering after the shirt has been laundered and to give best durable press performance.
- 25.1.5 The front and back of the shirt shall be cut perpendicular to the selvage so as to minimize puckering on military stitching.
- 25.1.6 All sewing shall be with Dacron core thread to match shirt fabric.
- 25.1.7 The collar shall be single stitched 1/4" from edge.
- 25.1.8 The pockets and flaps shall be single stitched on the edge.

25.2 Fabric:

- 25.2.3 Fabric shall be #2174 open weave poplin, 65% Dacron polyester, 35% combed cotton, finest vat dye.
- 25.2.4 Fabric shall be sanforized and mercerized with permanent press finish.
- 25.2.5 Shall be finished with Teflon® fabric protector for superior fabric appearance and durability.
- 25.2.6 Color shall be white.
- 25.2.7 The fabric shall meet or exceed the following characteristics:

Finished Count:	26	110 x 52
Finished Weight:	27	4 - 4.25 oz/Sq. Yd.
Tensile Strength:	28	Warp = 170 lbs. / Fill = 72 lbs.
Tear Strength:	29	Warp = 3,450 grams / Fill = 1,900 grams

25.3 Creasing:

Pockets and pocket flaps to be die creased to give uniform shape and size.

25.4 Collar:

- 25.4.1 Convertible collar shall be one (1) piece and to measure 3-1/8" long at the points.
- 25.4.2 Collar to be lined with 100% Dacron polyester.
- 25.4.3 The collar stays shall be of good quality stalar vinyl, 2-3/4" in length and 3/8" wide and be attached to the bottom collar.
- 25.4.4 There shall be one (1) horizontal buttonhole.

25.5 Sleeves:

- 25.5.1 Sleeves to be straight and whole with 1" hem.
- 25.5.2 The finish shall be 9" long from shoulder seam.
- 25.5.3 The sleeves shall be secured to the body of the shirt by means of a merrow stitch with a safety stitch so as to properly strengthen the stitch.
- 25.5.4 The same stitch shall be used on the side closing seams as well.

25.6 Front:

- 25.6.1 The front shall have a center facing 3" in width extending from neckline to bottom of shirt provided by a turn under of material.
- 25.6.2 The right front shall also have a lined box pleat 1-1/2" wide finished, running full length of the shirt and shall be topstitched 1/4" from both edges.
- 25.6.3 The center front shall contain six (6) vertical buttonholes placed 3/4" from edge, first 2-1/2" down from neck, balance 3-1/2" apart.

25.7 Back:

Back shall have a double yoke of basic shirt material.

25.8 Pockets:

- 25.8.1 Shall have two breast pockets with mitered corners to finish 5" wide and 5-1/2" long.
- 25.8.2 The left breast pocket shall have a pencil compartment about 1-1/4" wide.
- 25.8.3 Both pockets shall be plated and to have 1-1/4" box stitching top and bottom to prevent spreading.

25.9 Flaps:

- 25.9.1 Shall have two scalloped flaps to finish 5-1/4" in length, 2-3/8" in width at center, and 2-1/8" in width at sides.
- 25.9.2 Flaps shall be secured to front of shirt with two rows of stitching approximately 1/4" above top of pocket.
- 25.9.3 The left flap shall have a pencil opening about 1-1/2" in width.
- 25.9.4 Flaps shall be interlined.
- 25.9.5 There shall be a matching button and a buttonhole sewn on the flap.

25.10 Flap Closure:

- 25.10.1 The side points of the flaps shall be secured to the pockets by means of velcro fasteners sewn onto the flaps and pockets.

25.11 Badge Tab:

- 25.11.1 Shall be reinforced on inside of the shirt by means of a strip of material 1-1/2" wide stitched and folded so that no raw edges show.
- 25.11.2 The reinforcement strip shall extend from the flap setting stitch to the joining seam at the front of the yoke.
- 25.11.3 Shall have two small (horizontal) buttonholes, 1-1/4" apart with the bottom buttonhole 1-1/2" above top of left flap.

25.12 Shoulder Straps:

- 25.12.1 The shoulder straps shall be pointed at the end toward the neck of the shirt.
- 25.12.2 The other end shall be sewn in sleeve head seam.
- 25.12.3 The pointed ends shall be fastened with one matching button.
- 25.12.4 The straps shall measure 2" at sleeve and taper to 1-3/8".
- 25.12.5 Straps shall be set about 1/2" from the collar.
- 25.12.6 Shoulder straps shall be box stitched to shoulders with row of cross stitching 2" from sleeve head seam.

25.13 Permanent Creases:

- 25.13.1 Shirt shall have permanent military creases.
- 25.13.2 Creases shall be stitched in shirt only, not thru pockets and flaps.
- 25.13.3 One crease shall be in each front extending from hem to joining seam.
- 25.13.4 Shall have three (3) vertical creases in back; middle crease on center back line; side back creases spaced equally from center crease.

25.14 Interlining:

- 25.14.1 Flaps to be 6800 crease and tack.
- 25.14.2 Top center to be lined with 505 viltec.
- 25.14.3 Bands to be 37 durapress.

25.15 Size Marking:

Size shall be marked with indelible ink on a size loop attached to basic label in yoke.

25.16 Button:

All buttons shall be made from melamine material for durability and must match fabric.

25.17 UPC Identification:

25.17.1 A printed UPC bar code tag shall be attached to every garment so as to be visible in the package.

25.17.2 The UPC bar code shall identify style, color and size information so as to be incorporated into an inventory management system.

25.17.3 Appropriate support documentation shall be available to assist agency in encoding UPC information.

25.18 Pressing and Packing:

25.18.1 Shirts shall be carefully pressed by hand in first class manner and individually packed in polyethylene bags.

25.18.2 Shirts shall shipped in strong boxes so as not to be damaged in shipment.

25.18.3 Shirts shall be packed four to a box with the sizes marked on the outside of the box at the one end.

25.18.4 Finished Dimensions:

Size:	26 30	27 32	28 34	29 36	30 38	31 40	32 42	33 44	34 46	35 48
Bust:	36 39	37 40	38 41.5	39 43	40 44.5	41 46	42 48	43 50	44 52	45 54
Waist:	46 32	47 33	48 34.5	49 36	50 37.5	51 39	52 41	53 43	54 45	55 47

26.0 Short Sleeve Pullover Shirts:

26.1 General Features:

26.1.1 Shall have a knit collar made from the same fabric as the body.

26.1.2 Shall have a double pen pocket set in right sleeve.

26.1.3 Shall have an extra-long shirt tail.

26.1.4 Shall be cut in extra-long pattern to allow for shrinkage in length.

26.1.5 Shall have no chest pocket.

26.1.6 Shall be pullover.

26.2 Fabric:

26.2.1 Shall be bi-component and blend of 35/65.

26.2.2 Shall be knit weave.

26.2.3 Shall be washable.

26.2.4 Shall be made of cotton on inside of shirt to provide wicking of moisture from the skin.

26.2.5 Polyester exterior shall allow colorfastness.

26.3 Size:

Shall be available in sizes XS through 6XL.

26.4 Style:

26.4.1 The style shirt shall be the color navy mfr. ref. Elbeco men's style # K5134 and ladies #K5174LC.

26.4.2 The style shirt shall be the color white mfr. ref. Elbeco men's style #K5130 and ladies #K5170LC.

26.4.3 The style shirt may also be mfr. ref. Blauer style #8131-1-NV for men's navy sizes.

27.0 Pants, Dress and Work, Men's Style:

27.1 Fabric:

27.1.1 Shall be constructed from 74% Dacron polyester and 25% worsted wool with 1% lycra.

27.1.2 Shall be 12-1/2" – 13 oz. per linear yard.

27.1.3 Shall be Serge weave with 15- 18% stretch.

27.1.4 Shall be spun warp and filling yarns

27.1.5 Color shall be dark navy.

27.2 Design:

27.2.1 Shall be made on a uniform pattern, having a plain front with a quarter top front pockets and a watch pocket.

27.2.2 Shall have two back pockets and 3/4" belt loops.

27.3 Pockets:

27.3.1 Front pocket opening will be a minimum of 6-1/2" and shall be 6" deep from the bottom of the opening.

27.3.2 Pockets shall be stitched, turned and re-stitched.

27.3.3 The inside front pocket facing shall be a separate piece of same material finishing no less than 1-1/4" wide.

27.3.4 Back pockets shall have a minimum opening of 5-1/2" and be 6" deep.

27.3.5 Sizes 29 and smaller will have a 5" opening and be 6" deep.

27.3.6 Shall be made with a Reese PW automatic machine and completed on the outside with an exposed top and bottom cord.

27.3.7 Left pocket shall have a tab to the button.

27.3.8 The watch pocket shall be located approximately 3" to the front of the right side seam at the waistband.

27.3.9 It shall have a tab to the button and shall have an approximate opening of 2-3/4" and be 3" deep.

27.3.10 The front pockets and watch pocket shall have straight bar tacks and each back pocket shall be bar tacked with a triangular bar tacking machine

27.4 Pocketing:

27.4.1 The pocketing shall be black 70% polyester and 30% cotton plain weave, with a minimum 3.2 ounces per square yard.

27.4.2 The pocketing shall be black.

27.5 Waistband:

27.5.1 The waistband shall be 2" wide and shall close with a crush resistant hook and eye.

27.5.2 The eye shall be bar tacked for stability.

27.5.3 Shall be made of stretch ban-roll waistband stiffener.

27.5.4 Band shall be 3/4" wide and shall be sewn into the top of the waistband to prevent rollover.

27.5.5 Trousers shall be made with a continuous closed waistband.

- 27.5.6 Waistband shall be stitched below the lower edge through the outer fabric and waistband curtain.
- 27.5.7 Inner waistband shall be composed of a one-piece elastic web.
- 27.5.8 The web shall contain a blend of approximately 42% nylon, 20% polyester, 14% neoprene rubber (3 strands) 6% lycra and 18% cotton.
- 27.5.9 The elastic web shall be constructed so that the cotton content of the band is in the upper 1-1/8" portion where the pressure of the belt would require the wicking properties of cotton close to the body to maintain comfort.
- 27.5.10 The remainder of the band shall be woven with an open mesh construction to promote breathability in the hip area.
- 27.5.11 The web shall have a 35% stretch and be 3" wide.
- 27.5.12 The web shall be sewn at the top and the bottom waistband seams to reduce its stretch in the upper area for a comfortable fit.
- 27.5.13 The upper portion of the web shall have a stiffness of .09% of torque, as specified in FED-STD-191, method 5202 to prevent waistband rollover.
- 27.5.14 The lower part of the web will be left free to stretch over the hips and provide support to the back and abdomen.
- 27.5.15 The lower high-stretch area shall have pressure applied by it to the hips and prevent trouser from slipping down while being worn.
- 27.5.16 Three rows of exposed rubber shall be woven into the center of the web to insure that the shirt remains tucked in for neat appearance.

27.6 Inside Trim:

- 27.6.1 Both the right fly and crotch linings shall be the same fabric and color as the waistband curtain.
- 27.6.2 The right fly lining shall be sewn to the left fly below the zipper.
- 27.6.3 The crotch lining shall be serged to each front.
- 27.6.4 A separate French fly made of the outer fabric shall be sewn to the inside right fly.

27.7 Belt Loops:

- 27.7.1 There shall be a minimum of five (5) belt loops on all waist sizes 30" and smaller.
- 27.7.2 There shall be a minimum of seven (7) belt loops on waist sizes 31" – 48".
- 27.7.3 There shall be a minimum of nine (9) on sizes 50 and larger.
- 27.7.4 Each loop shall be 3/4" wide with double thickness, and each shall be stitched on the face side with a two needle machine.
- 27.7.5 With exception of the center back loop, which shall be tacked on, all of the loops shall be sewn into the bottom of the waistband and into the rocap.
- 27.7.6 Loops shall accommodate a 1-5/8" belt.

27.8 Zipper:

- 27.8.1 Trousers shall close with a YKK brass zipper which has a brass bottom stop at the base of the zipper chain and has a brass ratcheting cam lock slider.
- 27.8.2 The inside left fly shall be reinforced with pellon under the zipper stitching.
- 27.8.3 Shall have a straight bar tack sewn through from the outside of the garment to the inside at the bottom of the fly.
- 27.8.4 It shall be sewn through the zipper tape, the right and left fly, and the right fly lining.

27.9 Creasing:

Both the front and rear creases in the trouser legs shall incorporate a permanent modified silicone crease.

27.10 Seaming:

27.10.1 The entire trouser shall be seamed with polyester core thread.

27.10.2 The seat seam shall be stitched with a tandem needle seat seaming machine.

27.10.3 All exposed inside seams of the trouser shall be serged.

27.11 Labeling:

Trousers shall be labeled with the following information:

27.11.1 Style number

27.11.2 Size

27.11.3 Fiber content

27.11.4 Care instructions

27.11.5 WPL number

27.11.6 Country of origin

27.12 Finishing and Pressing:

27.12.1 All loose threads shall be removed.

27.12.2 Trousers shall be pressed completely and correctly with the side seam, inseam and seat seam pressed open.

27.13 Mfr. Ref.: Dickies Men's Original 874 Work Pant Male: Classic flat-front pant sits at the waist. Features a traditional fit thru the seat and thigh with a slightly tapered leg. Made with crisp, wrinkle-resistant poly/cotton twill fabric blend. Signature tunnel belt loops provide enhanced support for belts. Two-piece work pant waistband.

28.0 Pants, Dress and Work, Women's Style:

28.1 Fabric:

28.1.1 Shall be constructed from 74% Dacron polyester and 25% worsted wool with 1% lycra.

28.1.2 Shall be 12-1/2" – 13 oz. per linear yard.

28.1.3 Shall be Serge weave with 15- 18% stretch.

28.1.4 Shall be spun warp and filling yarns

28.1.5 Color shall be dark navy.

28.2 Design:

28.2.1 Shall be made on a modified ladies uniform pattern, having a plain front with a quarter top front pockets and a watch pocket.

28.2.2 Shall position belt line and the natural waist line.

28.2.3 Stretches up from to 2" to 4".

28.2.4 Shall have two back pockets and 3/4" belt loops.

28.3 Pockets:

28.3.1 Front pocket opening will be a minimum of 6-1/2" and shall be 5-1/2" deep from the bottom of the opening.

28.3.2 Pockets shall be stitched, turned and re-stitched.

- 28.3.3 The inside front pocket facing shall be a separate piece of self material finishing no less than 1-1/4" wide.
 - 28.3.4 Shall be made with a Reese PW automatic machine and completed on the outside with an exposed top and bottom cord.
 - 28.3.5 The front pockets shall have straight bar tacks and each back pocket shall be bar tacked with a triangular bar tacking machine
- 28.4 Pocketing:
- 28.4.1 The pocketing shall be black 70% polyester and 30% cotton plain weave, with a minimum 3.2 ounces per square yard.
 - 28.4.2 The pocketing shall be black.
- 28.5 Waistband:
- 28.5.1 The waistband shall be 2" wide and shall close with a crush resistant hook and eye.
 - 28.5.2 The eye shall be bar tacked for stability.
 - 28.5.3 Shall be made of stretch ban-roll waistband stiffener.
 - 28.5.4 Band shall be 3/4" wide and shall be sewn into the top of the waistband to prevent rollover.
 - 28.5.5 Trousers shall be made with a continuous closed waistband.
 - 28.5.6 Waistband shall be stitched below the lower edge through the outer fabric and waistband curtain.
 - 28.5.7 Inner waistband shall be composed of a one-piece elastic web.
 - 28.5.8 The web shall contain a blend of approximately 42% nylon, 20% polyester, 14% neoprene rubber (3 strands) 6% lycra and 18% cotton.
 - 28.5.9 The elastic web shall be constructed so that the cotton content of the band is in the upper 1-1/8" portion where the pressure of the belt would require the wicking properties of cotton close to the body to maintain comfort.
 - 28.5.10 The remainder of the band shall be woven with an open mesh construction to promote breathability in the hip area.
 - 28.5.11 The web shall have a 35% stretch and be 3" wide.
 - 28.5.12 The web shall be sewn at the top and the bottom waistband seams to reduce its stretch in the upper area for a comfortable fit.
 - 28.5.13 The upper portion of the web shall have a stiffness of .09% of torque, as specified in FED-STD-191, method 5202 to prevent waistband rollover.
 - 28.5.14 The lower part of the web will be left free to stretch over the hips and provide support to the back and abdomen.
 - 28.5.15 The lower high-stretch area shall have pressure applied by it to the hips and prevent trouser from slipping down while being worn.
 - 28.5.16 Three rows of exposed rubber shall be woven into the center of the web to insure that the shirt remains tucked in for neat appearance.
- 28.6 Inside Trim:
- 28.6.1 The right fly shall be the same fabric and color as the waistband curtain.
 - 28.6.2 The right fly lining shall be sewn to the left fly below the zipper.
- 28.7 Belt Loops:
- 28.7.1 There shall be a minimum of five (5) belt loops on sizes 12 and smaller.
 - 28.7.2 There shall be a minimum of seven (7) belt loops on sizes 14 and larger.
 - 28.7.3 Each loop shall be 3/4" wide with double thickness, and interlined with a non-woven fusible , and each shall be stitched on the face side with a two needle machine.
 - 28.7.4 With exception of the center back loop, which shall be tacked on, all of the loops shall be sewn into the bottom of the waistband and into the rocap.
 - 28.7.5 The minimum belt loop opening is 2-1/4".

28.8 Zipper:

- 28.8.1 Trousers shall close with a YKK brass zipper which has a brass bottom stop at the base of the zipper chain and has a brass ratcheting cam lock slider.
- 28.8.2 The inside left fly shall be reinforced with pella under the zipper stitching.
- 28.8.3 Shall have a straight bar tack sewn through from the outside of the garment to the inside at the bottom of the fly.
- 28.8.4 It shall be sewn through the zipper tape, the right and left fly, and the right fly lining.

28.9 Creasing:

Both the front and rear creases in the trouser legs shall incorporate a permanent modified silicone crease.

28.10 Seaming:

- 28.10.1 The entire trouser shall be seamed with polyester core thread.
- 28.10.2 The seat seam shall be stitched with a tandem needle seat seaming machine.
- 28.10.3 All exposed inside seams of the trouser shall be serged.

28.11 Labeling:

Trousers shall be labeled with the following information:

- 28.11.1 Style number
- 28.11.2 Size
- 28.11.3 Fiber content
- 28.11.4 Care instructions
- 28.11.5 WPL number
- 28.11.6 Country of origin

28.12 Finishing and Pressing:

- 28.12.1 All loose threads shall be removed.
- 28.12.2 Trousers shall be pressed completely and correctly with the side seam, inseam and seat seam pressed open.

28.13 Mfr. Ref.: Dickies Female Original fit, FP774 slimmer in seat and thigh, two back welt pockets. Made with crisp, wrinkle-resistant poly/cotton twill fabric blend. Signature tunnel belt loops provide enhanced support for belts. Two-piece work pant waistband.

28.0 Pants, Tactical Mens:

29.1 Style:

The style shall be Men's polyester with cotton pant, Mfr. Ref.: 5.11 Style #74273 or equal.

29.2 Fabric

- 29.2.1 Shall be lightweight poly/cotton ripstop fabric of 65% polyester and 35% poly cotton.
- 29.2.2 Color shall be dark navy, non-fading.
- 29.2.3 Finish shall be stain and soil resistant with Teflon® wear resistant finish or equal.

29.3 Design

- 29.3.1 Design shall have two (2) cargo pockets on both front sides.
- 29.3.2 Pant shall have a fully gusseted crotch to allow full range of movement.

- 29.3.3 Pant shall have a magazine/cell phone pocket.
- 29.3.4 Pant shall have rear slash pockets. Pant has external knife pocket and rear web strap.
- 29.3.5 Pant shall have clip loop.
- 29.3.6 Pant has YKK zippers and pry snaps or equal.

29.0 Pants, Tactical Womens:

29.1 Style:

Style shall be women's polyester/cotton pant, Mfr. Ref.: 5.11, Style #64360, or equal.

29.2 Fabric:

- 29.2.1 Shall be lightweight poly/cotton ripstop fabric of 65% polyester and 35% poly cotton.
- 29.2.2 Color shall be dark navy, non-fading.
- 29.2.3 Finish shall be stain and soil resistant with wear resistant Teflon® finish, or equal.

29.3 Design:

- 29.3.1 Design has two (2) cargo pockets on both front sides.
- 29.3.2 Pant shall have fully gusseted crotch to allow full range of movement.
- 29.3.3 Pant shall have a magazine/cell phone pocket.
- 29.3.4 Pant shall have rear slash pockets.
- 29.3.5 Pant shall have an external knife pocket and rear web strap.
- 29.3.6 Pant shall have a clip loop.
- 29.3.7 Pant has YKK zippers and pry snaps or equal.

30.0 Classified Fire Department Patches:

30.1 General:

- 30.1.1 All shirts are to be bid with shoulder patch(s) attached.
- 30.1.2 Shirt prices should include the cost of the shirt, the patch(s) and the patch(s) application.

30.2 Description:

The description is 4-1/2" by 3-1/2", six-color shield shape with an outer border of 1/8 yellow thread.

30.3 Design Details:

- 30.3.1 Outer shield shall be royal blue with "HOUSTON" at the top in 5/16" block letters in yellow thread.
- 30.3.2 On the left side it shall say "FIRE - EMS", and on the right side it shall say "RESCUE" in 1/4" block letters in yellow thread.
- 30.3.3 The inner border shall be yellow.
- 30.3.4 The upper left portion of the shield shall have a 1" by 1" royal blue square.
- 30.3.5 Inside the square shall be a 1/2" white star.
- 30.3.6 In the upper right side of the inner shield there shall be a 1-1/2" by 1" rectangle divided into two equal parts with white at upper and red at lower.
- 30.3.7 Over the lower part of the upper portion, there shall be a representative of the Houston skyline in yellow.
- 30.3.8 In the lower portion of the inner shield shall be the Fire Department emblem in white with a border of yellow.

- 30.3.9 In the upper arch, it shall say "1838" in 3/16" block letters in red thread.
- 30.3.10 In the right arch, there shall be a 5/8" hook and ladder with black thread.
- 30.3.11 In the lower arch, there shall be a diamond shape divided into four equal parts.
- 30.3.12 The upper part shall be red, the right part shall be yellow, the lower part shall be white and the left part shall be light blue.
- 30.3.13 The diamond itself shall be bordered in black, and a single black thread shall divide the diamond diagonally from right top to left bottom.
- 30.3.14 In the left arch there shall be a blue asterisk with a white bar and a white snake coiled from top to bottom.
- 30.3.15 In the center there shall be a State of Texas in black.
- 30.3.16 The back of the emblem shall be entirely plastic coated for durability.
- 30.3.17 Materials to be used shall be colorfast and bleach safe.
- 30.3.18 Any emblem supplied must match in design, construction, style, and colors to the shoulder patch presently worn by members of the
- 30.3.19 In the left arch there shall be a blue asterisk with a white bar and a white snake coiled from top to bottom.
- 30.3.20 In the center there shall be a State of Texas in black.
- 30.3.21 The back of the emblem shall be entirely plastic coated for durability.
- 30.3.22 Materials to be used shall be colorfast and bleach safe.
- 30.3.23 Any emblem supplied must match in design, construction, style, and colors to the shoulder patch presently worn by members of the Houston Fire Department (Classified members) in order to ensure a uniform appearance.

31.0 **Epaulettes:**

31.1 General:

The shoulder epaulettes shall meet all applicable Federal, State of Texas and local safety standards and codes in effect on the date the purchase order is issued.

The attached color copy of the various ranks denotes the configuration of the gold colored stars, gold colored bugles and the locations of the silver stripes for the firefighter and engineer.

- 31.1.1 Size: 3-7/8" x 1-3/4"
- 31.1.2 Patterns:
- 31.1.3 Fire Chief four (4) stars, 3/4" gold color
- 31.1.4 Assistant Fire Chief three (3) stars, 3/4" gold color
- 31.1.5 Deputy Chief three (3) bugles, 1" (crossed) gold color
- 31.1.6 District Chief two (2) bugles, 1" (crossed) gold color
- 31.1.7 Senior Captain two (2) bugles, 1" (upright) gold color
- 31.1.8 Captain one (1) bugle, 1" (upright) gold color
- 31.1.9 All of above shall have one (1) gold stripe on each border 3/16" wide, 1/4" from the edge.
- 31.1.10 Engineer: two (2) silver stripes, 3/16" wide, 1/4" from the edges.
- 31.1.11 Fire Fighter: one (1) silver stripes, 3/16" wide, 1/4" from the edges.

31.2 Fabric Color:

- 31.2.1 Navy blue shall match Eiseman-Ludmar or HFD approved equivalent.
- 31.2.2 Samples may be viewed by appointment at the Quartermaster's Office, 1205 Dart Houston, Texas 77007, between the hours of 8:00 a.m. and 4:00 p.m.

31.3 Embroidery Colors:

All gold shall match U. S. Navy gold color embroidery yarn, with the following exception. The Engineer and Fire Fighter shall be silver as per Eiseman-Ludmar or HFD approved equivalent silver embroidery yarn.

31.4 Materials:

31.4.1 Fabric shall be 75% polyester, 25% wool gabardine.

31.4.2 Embroidery yarn to be metalized polyester twisted over 110 denier nylon, 265 denier total thickness. Weight shall be 11-1/2 – 12-1/2 oz.

31.5 Construction:

31.5.1 Shall be bonded with non-woven fusible on rear of fabric.

31.5.2 Sewn closed in rectangle shaped tube shall match the sizes listed above with a 1/4" border fabric beyond each side of the inner seam using poly core yarn of matching thread color.

31.5.3 Seam and border stitching shall be done on a lockstitch machine.


31.5.4 Chain stitch not allowed.

31.5.5 After turning sewn side in, the inside fabric shall be spread to lay flat on either side of the seam and pressed with a high pressure steam/vacuum press to obtain a smooth, flat finish.

31.5.6 All of the embroidery patterns shall be in the center of the finished epaulette, facing the wide side.

31.6 Packaging:


Packaging is to consist of two (2) pieces (one pair), heat sealed in a poly bag.




DISTRICT
CHIEF




DEPUTY
CHIEF




ASST. FIRE
CHIEF




FIRE CHIEF




FIREFIGHTER



ENGINEER



CAPTAIN



SENIOR
CAPTAIN

32.0 **Breast Badge:**

32.1 Design:

Shall be design style B-555 and related styles manufactured by VH Blackinton & Co., Inc. or equal.

32.2 Size and Construction:

- 32.2.1 Breast badge shall be 3 1/8" at the highest point and 2 1/8" at the widest point.
- 32.2.2 Shall be solid construction with back of satin finish.
- 32.2.3 Panels shall be applied with hard silver solder.
- 32.2.4 Panel number is B653.

32.3 Seal:

Center seal shall be applied per the department to the center of the badge in a 15/16" size with full color.

32.4 Lettering:

- 32.4.1 All lettering will be engraved per the departments' request.
- 32.4.2 Lettering style shall be block type on all panels.
- 32.4.3 All engraved lettering is to be filled with black hard fired enamel and stoned flush to the level of the surrounding metals.

32.5 Material:

- 32.5.1 All badges shall be manufactured from gold plate or rhodium (silver) metals developed by V.H. Blackinton & Co., Inc., having a solid gold or silver color throughout and requiring no surface plating.
- 32.5.2 Badge and panels to be made in a 12 gauge material.

32.6 Attachment:

Badges are to be fitted with a Blackinton F-36 safety catch hard soldered to the back of the badge.

32.7 Finish:

Badges shall be polished to a brilliant luster, and then coated with a clear lacquer to protect the finish.

32.8 General Fabrication:

- 32.8.1 Fabrication of the badges shall be by the drop hammer and hydraulic press stamp process and struck with the necessary blows to insure maximum detail.
- 32.8.2 All badges shall be cut down, all burrs shall be removed, and the badge shall be entirely suitable for the purpose intended.

32.9 Warranty:

- 32.9.1 All badges shall be guaranteed to be free from defects of material and workmanship for the lifetime of the badge.
- 32.9.2 This warranty shall include all pin and joint assemblies and tarnishing or peeling of enamel and clear coating.

Sample picture for details:



33.0 Nameplate:

- 33.1 Style shall be nameplate, mfr. ref. V. H. Blackinton & Co., Inc. style #J3
- 33.2 Nameplate dimensions shall be 2"W x 5/8".
- 33.3 Shall be available in two (2) polished finishes, gold plate and nickel (silver) covering entire surface of nameplate.
- 33.4 Name shall be first initial, last name with black lettering.
- 33.5 Name shall have clutch back attachment on back.

34.0 Collar Insignia:

- 34.1 Style shall be nameplate, mfr. ref. V. H. Blackinton & Co., Inc. style #5-W
- 34.2 Insignia shall have lettering "A-R"
- 34.3 Shall be available in two finishes, gold plate or nickel (silver) and shall cover the entire surface of the insignia
- 34.4 Shall be hand assembled, with clutch back attachment.

35.0 Men's 20" Pre-Tied Knot, Clip-On Tie:

- 35.1 Description:
 - 35.1.1 The tie shall be a 3-1/2", ready-made, Bendover tie (metal clip) necktie.
 - 35.1.2 The tie shall be made of 75% polyester and 25% wool and a pre-tied knot with French cuff ends. ("Broome" knot is not acceptable).
 - 35.1.3 Shall be pre-tied on large metal bend-over clip, with knot lock tacked in place.
 - 35.1.4 Necktie shall have loop label with label sewn on separate ends.
 - 35.1.5 Shall have three (3) button holes in the tie to match the button location on shirts.
 - 35.1.6 Finished length on ties shall be 20" long, with the width at the widest point being 3-1/2".
 - 35.1.7 Weight of fabric shall be 4 to 5 ounces per square yard.
 - 35.1.8 Color shall be navy #61.
 - 35.1.9 Shall be style mfr. ref.: Samuel Broome part #90010.
- 35.2 Shipping:
 - 35.2.1 Each tie shall be shipped with individual cardboard insert to retain shape.
 - 35.2.2 Ties shall be packaged one (1) dozen per box with universal bar coding.

36.0 Raingear:

36.1 General Design:

- 36.1.1 Shall be a hip-length jacket, with a two-color design.
- 36.1.2 Shall have a double storm front with front zipper and concealed snap closure.
- 36.1.3 Shall have a telescopic collar, lower front and back navy accents.
- 36.1.4 Shall have double upper pockets, lower cargo pockets with beveled flaps, Athletic cut sleeves with adjustable cuffs and back yoke with a permanent hood.
- 36.1.5 Shall have microphone clips on upper shoulder areas.
- 36.1.6 Shall be ANSI/ISEA 107:2010 CLASS III standard compliant
- 36.1.7 Straps shall be set about 1/2" from the collar.
- 36.1.8 Shoulder straps shall be box stitched to shoulders with row of cross stitching 2" from sleeve head seam.
- 36.1.9 Construction shall have 2-1/2" retro-reflective tape with 2" silver centered on the tape with black 1/4" printed on the edges.
- 36.1.10 Shall have 1-1/2" retro-reflective tape with 1" silver centered on the tape with black 1/4" printed on the edges.
- 36.1.11 Shall be set down the sleeve length.
- 36.1.12 Shall be blood born pathogen impervious and ASTM F 1671 tested.
- 36.1.13 Color in lime-yellow and dark navy or orange and dark navy.
- 36.1.14 Shall be style mfr. ref.: Gerber part #71E1/L EXTREME PARKA.

36.2 Fabrics and Materials –Outer Shell:

- 36.2.1 T Nylon Taslan Waterproof with Breathable PU Lamination; 70Dx160D/157x71
- 36.2.2 Weight : 153 gsm
- 36.2.3 Breathability: 1700g/mxm/24H
- 36.2.4 Water proofness: 5000mm
- 36.2.5 Color: navy
- 36.2.6 ASTM F 1671 Blood Born Pathogen Impervious
- 36.2.7 Denier, color: lime-yellow or orange
- 36.2.8 Breathability: 1700g/mxm/24H
- 36.2.9 Water proofness: 5000mm
- 36.2.10 ASTM F 1671 Blood Born Pathogen Impervious

36.3 Lining:

- 36.3.1 Type: 100% Polyester
- 36.3.2 50Dx150D/107x66
- 36.3.3 Weight: 70g/mxm
- 36.3.4 Interlining: white pellow
- 36.3.5 Pocketing: black.
- 36.3.6 Fleece Pocketing: black.
- 36.3.7 Fasteners: All fasteners shall be as follows or equivalent:
- 36.3.8 Zippers:
- 36.3.9 Jacket front zipper, #8 size, delrin, with 2 sliders.
- 36.3.10 Jacket side zippers, #6 coil, with 1 slider
- 36.3.11 Liner front zipper, #8 size, delrin, with a reversible slider.

36.4 Snaps:

The snaps shall be universal prong snaps that have been oxidized to prevent rusting,

36.5 Thread:

All thread shall be polyester thread with a wrap with 36 strength in a 50 size or better.

36.6 Seam Tape:

Composite seam sealing tape compatible to the comp

36.7 Eyelets: black, metal, small.

36.8 Plastic Hanger: black, delrin D-ring.

36.9 Elastic: Natural color, 1" and 2" wide dry cleanable and washable.

36.10 Bungee Cord: black, 1/8", elasticized.

36.11 Barrel Clips: black, 3/4" long.

36.12 Braided Loops: black, 1/8", 3" long.

36.13 Velcro:

36.13.1 Black, 1" and 5/8" wide hook and loop.

36.13.2 Lime-yellow 1" and 5/8" wide hook and loop.

36.14 Reflection Tape:

2-1/2" retro-reflective tape with 2" silver centered on the tape with black 1/4" printed on edges.

36.15 Design Features, Front:

36.15.1 Double storm front plackets with snaps and two-way delrin zipper.

36.15.2 There shall be six hidden oxidized snaps evenly spaced on the plackets.

36.15.3 The top placket shall measure 2-3/4" wide, and the under placket shall measure 2-3/8" wide.

36.15.4 These shall be the all the way to the top collar.

36.15.5 On the upper fronts there shall be a patch pocket with a beveled flap set over a large patch pocket.

36.15.6 There shall be two lower double entry pockets with beveled flaps, and all pockets shall have Velcro closures.

36.15.7 On the lower pockets there shall be elastic strap equipment holders for holding various pieces of equipment, such as scissors, flashlight, etc.

36.15.8 There shall be microphone clips set horizontal and made out of outer shell material.

36.15.9 The microphone clips shall measure 1" by 2-1/4" and shall be set on both sides of the upper front shoulder areas, to hold a microphone.

36.15.10 Location of these clips shall be approximately 3-1/2" down from the shoulders and 1/3 over from the armhole.

36.15.11 The front lower navy accent shall measure approximately 11-1/2" from the bottom edge.

36.15.12 There shall be an ANSI 107 label on the top placket.

36.16 Reflective Trim:

- 36.16.1 The reflective trim shall be 3M SCOTCHLITE that is 2-1/2" retro-reflective tape with 2" silver centered on the tape with black 1/4" printed on the edges
- 36.16.2 This shall be heat-set applied across the chest, plackets and back yoke.
- 36.16.3 There shall be a second stripe set 8" down from the first stripe all across the front, plackets, pockets and back.
- 36.16.4 There shall be two stripes in the sleeves, the upper stripe to match to the chest stripe and the second to match the body stripe.
- 36.16.5 There shall be a 1-1/2" retro-reflective tape with 1" silver centered on the tape with black 1/4" printed on the edges shall be set down the sleeve length.

36.17 Pockets:

- 36.17.1 There shall be upper patch pockets that shall measure 5-3/4" x 6-3/4" with a matching beveled flap that measures 6-1/2" x 3-1/2".
- 36.17.2 The patch pockets shall be set over large pockets that measure 8" by 12" with a 3 openings with 5/8" hook and loop closures.
- 36.17.3 The upper opening shall measure 4-1/2", the left side opening shall measure 10", and the right side opening shall measure 4-1/2".
- 36.17.4 On the bottom of the left large patch pocket there shall be an ASTM F 1671 label.
- 36.17.5 There shall be lower cargo pockets that shall measure 7-1/2" x 8-3/4" with 1-3/4" depth, with a beveled flap closure that measures 8-3/8" x 3-3/4".
- 36.17.6 The lower pockets shall be lined with fleece pocketing and shall have a side opening of 7", and inside each cargo pocket will be a 1" elastic strip with sewing to form spaces for holding various pieces of equipment, such as scissors, flashlight, etc.
- 36.17.7 The elastic pieces for the radio shall measure 2" x 4" with a 3" opening, left loose, and located in both cargo pockets below the equipment elastic strip.
- 36.17.8 The lower pockets will have two small metal eyelets for drainage.
- 36.17.9 All of the pockets shall have a Velcro hook that measures 1" x 2", and shall be set horizontally at the center top of the pockets.
- 36.17.10 All of the pocket flaps shall have a Velcro loop that measures 1" x 1-1/2" and shall be set vertically on the center of the flaps.
- 36.17.11 All pockets shall be sewn with a double needle machine, 1/4" except the upper large pockets which will be sewn with single needle stitch.
- 36.17.12 Bar-tacks will be set at the stress points, and pocket flaps shall be interlined.

36.18 Collar:

- 36.18.1 There shall be a telescopic collar that is constructed to allow the neck seam to be seam sealed.
- 36.18.2 The collar shall measure 4-1/2" the points and 4-1/2" at the center.
- 36.18.3 The collar points shall be well shaped and symmetrical.
- 36.18.4 The collar shall be interlined, and there shall be no zig zag stitching in the under collar.
- 36.18.5 There shall be collar tab on each side of the collar to protect user from the zipper slider of the attaching liner.
- 36.18.6 There shall be collar tab on each side of the collar to protect user from the zipper slider of the attaching liner.
- 36.18.7 There shall be an outer shell material strap that holds a black 3/4" delrin "D" ring, at the neck.
- 36.18.8 There shall be a permanently sewn two-piece hood that is lined with taffeta lining and adjustable with a bungee cord and barrel clips.

36.19 Back Design:

- 36.19.1 There shall be a full cut back with a separate upper yoke which shall measure approximately 17-1/4" long from the neck seam to stow the permanently attached hood.
- 36.19.2 The opening on the back yoke for the hood shall have a hook and loop closure.

36.20 Sleeves:

- 36.20.1 The sleeves shall be a two piece athletic-cut design with adjustable cuffs.
- 36.20.2 The athletic-cut sleeves shall be designed for better fit and comfort.
- 36.20.3 The upper part of the sleeve shall be lime-yellow color and the lower part of the sleeve shall be navy color.
- 36.20.4 On the inside under seam joining to the cuff there shall be a sleeve tab to secure the liner in place, 3/4" x 3" with a snap set.

36.21 Adjustable Cuffs:

- 36.21.1 There shall be a one-piece design cuff that measures 1-5/8" in width.
- 36.21.2 The cuff shall be plain, interlined and shall have hook and loop for cuff adjustment.
- 36.21.3 On the cuff there shall be a 1" x 4-1/4" loop.
- 36.21.4 There shall be cuff tab that measures 2-1/2" at the widest and taper down to 2-1/4" wide with a 1" x 1" hook.

36.22 Side Vents:

- 36.22.1 There shall be zippered side vents with 13" openings.
- 36.22.2 There shall be a side tab made out of the shell material.
- 36.22.3 The side tab shall measure 1" wide x 3" long.
- 36.22.4 There shall be a gypsy snap set to the end of the side tab and will snap to the gypsy snaps set in the front and back bottom hem.
- 36.22.5 There shall be a segmented equipment strip set 1" away from the side zipper and 10" up from the bottom.
- 36.22.6 The segmented strip is 2" wide and 6" long, the segments are divided in three, and 2" wide.
- 36.22.7 The segmented strip is lime-yellow color or orange when ordered.

36.23 Seam Sealing:

- 36.23.1 All internal seams and sewing are to be seam sealed with a 7/8" wide seam sealing tape that is set with a hot air seam sealing machine.
- 36.23.2 Seams are to be randomly tested with a sutor tester at 3 psi for 3 minutes.
- 36.23.3 A log shall be maintained to record the testing results.

36.24 Lining:

- 36.24.1 The garment shall be fully lined with nylon taffeta.
- 36.24.2 The lining sleeves shall be a three piece design to allow emblems and embroidery applied without affecting waterproofness and contamination.
- 36.24.3 There shall be no pockets.

36.25 Emblem Attachment:

There shall be an access for sealing the stitching for attaching emblems that are applied after manufacture.

36.26 Facings:

- 36.26.1 Outer shell fabric facings shall be set on the inner fronts with zipper tracks to accommodate a zip-out liner.
- 36.26.2 There shall be a neck facing that is 1-1/2" wide.
- 36.26.3 The zipper set for the liner will be the same length.
- 36.26.4 Facings shall measure 1-1/2" wide and shall be the length of the front.

36.27 Labels:

Each garment shall have an ANSI-107-2010 label with care instructions, Identification number, size, and country of origin placed on the upper center back of the lining, and on the bottom side of the top placket there shall be an ANSI-107 label with an easily visible.

36.28 Hangtags:

Each garment shall have a hangtag, with a sticker label containing the style name, the ID# and the size of the garment.

36.29 Measurements:

36.29.1 Sizing:

- 36.29.1.1 The Contractor shall be capable of providing all sizes for men and women, including special requirements.
- 36.29.1.2 The Contractor shall have a Contractor representative or an authorized subcontractor available to assist with the fitting of the garments at no additional charge.
- 36.29.1.3 The following sizes have been established as a guideline for this jacket:

SIZE	FINISHED CHEST	BACK LENGTH	SLEEVE INSEAM
X-SMALL (32-34)	44	33	23
SMALL (36-38)	48	33	23
MEDIUM (40-42)	52	33	23
LARGE (44-46)	56	33	23
X-LARGE (48-50)	60	33	23
XX-LARGE (52-54)	64	33	23
XXX-LARGE (56-58)	68	33	23
XXXX-LARGE (60-62)	72	33	23
LONG LENGTH	+ - 1"	+ - 1"	+ - 1"
X-LONG LENGTH	+ - 1"	+ 2"	+ 2"

36.30 Imprint with Logo:

36.30.1 Overall Dimensions:

- 36.30.1.1 Width shall be 12.5 inches.
- 36.30.1.2 Height shall be 6.649 inches.

36.30.2 "HOUSTON" Dimensions:

- 36.30.2.1 Width shall be 12.5 inches
- 36.30.2.2 Letter height, 1.974 inches
- 36.30.2.3 Character width shall be 79.720%
- 36.30.2.4 Tracking shall be -4.067% (spacing between letters)

36.30.3 "FIRE" Dimensions:

- 36.30.3.1 Width shall be 7.786 inches.
- 36.30.3.2 Letter height shall be 2.468 inches.
- 36.30.3.3 Character width shall be 89.975%.
- 36.30.3.4 Tracking shall be 0%.

36.31 Logo Material:

- 36.31.1 Shall be 3M Scotch 5807 or equal.
- 36.31.2 Color shall be Silver Reflective
- 36.31.3 Font shall be Times New Roman (Bold)

37.0 Rain Jacket Soft Shell Liner:

37.1 General Design

- 37.1.1 Shall be waist-length soft shell jacket with a front zipper closure, raglan design sleeves, integrated cuffs and zippered side vents.
- 37.1.2 Shall have permanent shoulder strips to hold mics,
- 37.1.3 Shall have zippered pockets with an adjustable back.
- 37.1.4 Shall have a reversible interchange front zipper to allow for the liner to be inserted as an internal liner in a variety of outer shell jackets.
- 37.1.5 Liner shall have the Houston Fire Department Logo imprinted on the back.
- 37.1.6 Color in Dark Navy.
- 37.1.7 The style shall be mfr. ref.: Gerber Part # 51S1 WARRIOR SOFT SHELL JACKET, or equal.

37.2 Fabrics and Materials:

37.2.1 Outer Shell:

- 37.2.1 Garment shall be waterproof, windproof and shall have a breathable soft shell
- 37.2.2 Face Type shall be 75D 2.85 oz. per linear yard Poly with multi direction stretch spandex
- 37.2.3 Film shall be highly waterproof breathable poly-urethane film 2.2 oz. per linear yard
- 37.2.4 Backing type shall have a non-pill compacted 12.7 oz. per linear yard crushed micro fleece.

37.3 Lining:

- 37.3.1 Type of Goods: Nylon Taffeta, T210
- 37.3.2 Finish: Plain Dye Characteristics: Typical values
- 37.3.3 Total weight (oz/sq): 1.85
- 37.3.4 Construction: 70D x 70D
- 37.3.5 Thread count: 120 x 82

37.4 Interlining: White pellow.

37.5 Fasteners: All fasteners shall be as follows or equivalent:

37.6 Zippers:

- 37.6.1 The front zipper shall be a size 8" delrin, reversible, 26", YKK, one slider.
- 37.6.2 The pocket zippers shall be coil, YKK, one slider.
- 37.6.3 The side zipper shall be coil, YKK, one slider.

- 37.7 Eyelets: Black, metal, small.
- 37.8 Snaps: The snaps shall be universal prong snaps that have been oxidized to prevent rusting,
- 37.9 Elastic: Natural color, 1-1/2", 2" Wide dry cleanable and washable.
- 37.10 Liner sleeve loops: Black, 1/4", elasticized.
- 37.11 Bungee Cord: Black, 1/8", elasticized.
- 37.12 Barrel Clips: Black, Oval.
- 37.13 Velcro: Black, 1" wide hook and loop.
- 37.14 Thread: All thread shall be polyester thread with a wrap with 36 strength in a 50 size or better.
- 37.15 Design Features:
 - 37.15.1 Front Design:
 - 37.15.1.1 Front zipper closure, the zipper shall be a size #8, delrin, reversible with one slider and 26" long.
 - 37.15.1.2 The front shall have two 8" zippered pockets with an 8" depth; the ends of the zipper are covered with a 3/4" by 3/4" protective tab made out of the self-fabric.
 - 37.15.1.3 The hem shall be plain and 1" wide sewn with double needle.
 - 37.15.2 Front Pockets:
 - 37.15.2.1 There shall be two lower 8" zippered pockets with an 8" depth.
 - 37.15.2.2 The ends of the zipper shall be covered with a 3/4" by 3/4" tab.
 - 37.15.2.3 There shall be inside pockets set on each upper front side.
 - 37.15.2.4 The pockets shall have an 8" zipper closure with a 7" depth.
- 37.16 Sleeves:
 - 37.16.1 The sleeves shall be raglan design with integral cuffs.
 - 37.16.2 The sleeves shall be lined with taffeta lining to allow easy slip in and out.
 - 37.16.3 Half of the cuffs shall be heavy duty elastic stretched with 1-1/2" elastic and sewn with double needle.
 - 37.16.4 There shall be cuff tabs that measure 1-1/4" wide and taper to 1" wide, and shall be 3-1/2" long with a Velcro hook set at the tapered end that shall attach to the loop fastener set on the cuff for adjustments.
 - 37.16.5 At each sleeve end there shall be a black ribbon hanger loop to anchor to a jacket when needed.
- 37.17 Epauletes:
 - 37.17.1 There shall a segmented strip sewn on top of both shoulders made out of the outer-shell material.
 - 37.17.2 The segmented strip shall measure 1-1/4" wide by 6" long on a large size; divided into three equal sections that measure 2" wide to integrate microphone tabs.
 - 37.17.3 Each division shall have a pair of bar-tacks to reinforce the seam.
 - 37.17.4 Each epaulet shall grow 3/8" long per size.

37.18 Collar:

37.18.1 The collar shall measure 3-1/2" at the points and 3" at the center.

37.18.2 There shall be a black ribbon hanger loop set at the neck seam on the under collar side to attach to a jacket when needed.

37.19 Back Design:

37.19.1 There shall be a plain full cut back; the back bottom hem shall have an elasticized drawstring cord so the bottom can be adjustable.

37.19.2 There shall be eyelets for the outlets of the drawstring on either side of the side vent with oval barrel clip adjusters set on each side for adjustability of the drawstring.

37.19.3 The hem shall be plain and 1" wide sewn with double needle.

37.20 Side Vents:

37.20.1 There shall be side vents with a 10" zipper and side tabs that measure 1" x 3-1/2".

37.20.2 There shall be a gypsy male snap set at the tab end that anchors to a snap set on each side of the vent.

37.21 Facings:

37.21.1 On the upper inner back there shall be a neck facing approximately 4" long at the center and shall be as wide as the back.

37.21.2 The brand label and the size labels shall be sewn onto this facing. A reversible interchange front zipper allows for the liner to be inserted as an internal liner in a variety of outer shell jackets.

37.22 Labels:

Each garment shall have a brand label, permanent size labels, a care instruction label, and an ID label.

37.23 Hangtags:

Each garment shall have a hangtag with a sticker label with the style name, the ID# and the size of the garment.

37.24 Measurements:

37.24.1 Sizing:

37.24.1.1 The manufacturer shall be capable of providing all sizes for men and women, including any special size requirements.

37.24.1.2 The manufacturer shall have a company representative or authorized dealer available to assist with the fittings of the garments at no additional cost.

37.24 Measurements, continued:

The following sizes have been established as an ordering guideline for these orders.

SIZE	FINISHED CHEST	BACK LENGTH	SLEEVE INSEAM
X-SMALL (32-34)	44	33	23
SMALL (36-38)	48	33	23
MEDIUM (40-42)	52	33	23
LARGE (44-46)	56	33	23
X-LARGE (48-50)	60	33	23
XX-LARGE (52-54)	64	33	23
XXX-LARGE (56-58)	68	33	23
XXXX-LARGE (60-62)	72	33	23
LONG LENGTH	+ - 1"	+ - 1"	+ - 1"
X-LONG LENGTH	+ - 1"	+ 2"	+ 2"

37.25 Imprint with Logo:

37.25.1 Overall Dimensions:

37.25.1.1 Width 12.5 inches

37.25.1.2 Height 6.649 inches

37.25.2 "HOUSTON" Dimensions

37.25.2.1 Width shall be 12.5 inches.

37.25.2.2 Letter height shall be 1.974 inches.

37.25.2.3 Character width shall be 79.720%.

37.25.2.4 Tracking shall be -4.067%. (spacing between letters)

37.25.3 "FIRE" Dimensions

37.25.3.1 Width shall be 7.786 inches.

37.25.3.2 Letter height shall be 2.468 inches.

37.25.3.3 Character width shall be 89.975%.

37.25.3.4 Tracking shall be 0%.

38.0 Rain Pants:

38.1 General:

38.1.1 Lightweight, high visibility rain pant shall be waterproof and breathable.

38.1.2 Shall have elasticized waistband, cargo pockets, plain hem bottoms, no fly opening.

38.1.3 Shall have 2 1/2 inch 3M retro-reflective silver tape with black accent edge that meets ANSI 107 standards.

38.1.4 Color in lime-yellow or orange.

38.1.5 Mfr. Ref. Gerber Part No. 70LL OR 70L8 VIZ TECH SAFETY PANT, or equal.

HOUSTON

Overall Dimensions

width: 12.5in

height: 6.649in

(HOUSTON) dimensions

width: 12.5in

letter height: 1.974in

character width: 79.720%

tracking: -4.067%

(Spacing between letters)

FIRE

Material: 3M Scotch 5807

Color: Silver Reflective

Font: Times New Roman (Bold)

(FIRE) Dimensions

width: 7.786

letter height: 2.468

character width: 89.975%

tracking: 0%

38.0 Rain Pants:

38.2 Fabric and Materials:

- 38.2.1 Outer Shell: Shall be a two layer fabric comprised of 100% polyester, 150 Denier in the warp and the filling, plain weave and a pigmented back coating that can be seam sealed and provide waterproofness and breathability.
- 38.2.2 Shall be a thread count: Warp 72 pics, Filling 62 (+-5%)
- 38.2.3 Shall be a weight coated: 4.5 ounces per square yard (+-4%)
- 38.2.4 Shall be a Tear Strength: ASTM D226 Warp and Filling 10.8 foot pounds
- 38.2.5 Shall be a breaking strength: ASTM D5034 Warp 205 foot pounds, Filling 170 ft. lbs.
- 38.2.6 Shall be a thickness: 0.24 mm.
- 38.2.7 Shall be a visibility: ANSI 107 Compliant Lime Yellow or Orange

38.3 Velcro: 1" hook and loop.

38.4 Eyelets: Black, metal, small.

38.5 Elastic: Natural color, 1" wide dry cleanable and washable.

38.6 Thread: All thread shall be polyester thread with a warp of 30 thread strength in a 50 size or stronger.

38.7 Seam Tape: Composite seam sealing tape that is compatible to the composite fabric, 7/8" wide.

38.8 Design Features:

- 38.8.1 Front: Plain front with no fly opening.
- 38.8.2 Elasticized waistband with 1" wide elastic.
- 38.8.3 There shall be cargo pockets with beveled flaps.
- 38.8.4 The pockets shall have a Velcro hook and loop closure.
- 38.8.5 The Velcro hook shall be 1" wide x 2" long.
- 38.8.6 The cargo pockets shall measure 8-14" wide and 9" long.
- 38.8.7 The pocket flap shall measure 8-1/2" wide and 3-1/4" long.
- 38.8.8 There shall be small metal eyelets at the bottom of the pocket for drainage.

38.9 Reflective Tape: 2-1/2" retro-reflective tape with 2" silver centered on the tape with black 1/4" accent edges.

38.10 Seam Sealing:

- 38.10.1 All external seams and sewing are to be seam sealed with a 7/8" wide seam sealing tape that is set with a hot air seam sealing machine.
- 38.10.2 Seams are to be randomly tested with a suttor tester 3 psi for 3 minutes. A log shall be maintained to record the testing results.

38.11 Reflection Tape:

- 38.11.1 The pant leg shall be trimmed with double stripes of 50mm, 2 inch, 3M retro-reflective silver tape that meets class III of the highest ANSI 107, 1999 standards, sewn on.
- 38.11.2 The pant shall be finished with a 3/4" plain hem.
- 38.11.3 One stripe of reflective tape shall be set 2-1/4" above the finished bottom hem.
- 38.11.4 The second leg stripe shall be set 6-1/2" above the finished bottom hem.

38.12 Labels:

There shall be an ANSI label with the size, ID# and the care instructions in the pant.

38.13 Hangtags:

Each garment shall have a hangtag, and on the back side of the hangtag there shall be a sticker label with the style name, the ID# and the size of the garment.

38.14 Measurements:

38.14.1 Sizing:

38.14.1.1 The Contractor shall be capable of providing all sizes for men and women, including any special size requirements.

38.14.1.2 The Contractor shall have a Contractor representative or authorized subcontractor available to assist with the fittings of the garments at no additional cost.

38.15 Sizes:

The following sizes have been established as a guideline for this order:

SIZE	FOR WAIST	FINISHED WAIST	FINISHED HIP	INSEAM LENGTH
SMALL (36-38)	30-32	38	45	28
MEDIUM	34-36	42	49	29
LARGE	38-40	46	53	30
X-LARGE	42-44	50	57	31
XX-LARGE	46-48	54	61	32
XXX-LARGE	50-52	58	65	33
XXXX-LARGE	56-60	62	69	34

39.0 Dress Uniforms, Coats:

39.1 Dress Uniform, Coat, General:

39.1.1 Coat shall be 75% polyester/25% wool.

39.1.2 The manufacturer reference shall be Canterbury model "Officer" FD150, or equal.

39.1.3 All dress uniform coats, dress uniform slacks and dress uniform skirts shall be cut from the same dye lot.

39.1.4 It is essential that the color of all uniforms match all of the pieces.

39.1.5 Fitting: All garments shall be made to each individual's measurements.

39.1.6 Awarded supplier shall furnish a competent qualified tailor to make initial measurements with a set of sizing samples of the FD150 coats.

39.1.7 The delivery shall involve a final fitting to ensure the correct fit is provided.

39.1.8 Material shall be Fire wool serge, dark navy blue, generic code 30.

39.1.9 It MUST match current "Class A" dress uniforms.

39.2 Style:

39.2.1 Shall be a fully constructed double breasted Fire Department dress coat.

39.2.2 The coat shall be straight front, ten (10) buttons, two (2) piece back with center seam and two (2) inside breast pockets and cut form fitting around the waist.

39.3 Collar:

- 39.3.1 Collar is to be open at front and measure 2" at center of back.
- 39.3.2 Collar shall have a notch at joining with lapel to be approximately 1-7/8" wide at point of collar and about 2-3/8" wide at peak of lapel, causing peak of lapel to extend about 1/2" beyond collar.
- 39.3.3 The point of the collar and lapels shall be slightly rounded and the space forming the division between collar and lapel at the notch shall not be more than 1/8" (exclusive of points).
- 39.3.4 The peaked lapels shall be approximately 4-1/2" wide and shall extend about 5-1/2" below the breast line.
- 39.3.5 Collar shall be fused and under collar the cloth is to match the coat material.

39.4 Sleeves:

- 39.4.1 The ends of sleeves shall be fused for braid.
- 39.4.2 Sleeve lining to be turned and felled for ease of adjustment.
- 39.4.3 Sleeve length to extend to upper joint of the thumb.

39.5 Cuffs:

Cuffs are closed with two HFD buttons on the sleeve.

39.6 Braid:

- 39.6.1 Firefighter shall have one (1) 1/4" wide synthetic silver lace braid with stripe 3" from bottom of sleeve.
- 39.6.2 Engineer operator shall have two (2) 1/4" wide synthetic silver lace braids sewn 1/4" apart with the first stripe sewn 3" from the bottom of the sleeve.
- 39.6.3 Captain shall have one (1) 1/2" wide synthetic gold lace braids sewn 3" from the bottom of the sleeve.
- 39.6.4 District Chief shall have two (2) 1/2" wide synthetic gold lace braids sewn 1/4" apart with the first stripe sewn 3" from the bottom of the sleeve.
- 39.6.5 Assistant Chief shall have three (3) 1/2" wide synthetic gold lace braids sewn 1/4" apart with the first stripe sewn 3" from the bottom of the sleeve.
- 39.6.6 Chief shall have four (4) 1/2" wide synthetic gold lace braids sewn 1/4" apart with the first stripe sewn 3" from the bottom of the sleeve.

39.7 Lining:

- 39.7.1 Coats shall be fully lined with quality #120 black rayon.
- 39.7.2 Sleeves shall be lined with the same material as the body of the coat.

39.8 Seams:

- 39.8.1 All seams shall be plain with 1/4" single stitched edge.
- 39.8.2 Edges shall be turned.

39.9 Coats:

- 39.9.1 Coat fronts shall be fused from shoulder and chest to bottom of coat.
- 39.9.2 Coat shall be a chest piece of padded canvas covering the top of the shoulder.
- 39.9.3 Facings shall be made from the same material as the garment with one (1) piece, not less than 4-1/4" wide at the bottom.
- 39.9.4 The edges of the garment shall be sewn with good quality nylon thread, which shall be used throughout the garment.

- 39.9.5 The buttonholes are to be cut first, machine made and not less than 3/4" from the edge.
- 39.9.6 The pressing of the garment shall be as follows:
- 39.9.7 Backs shall be sponge pressed on the back of the sponging machine.
- 39.9.8 Collars shall be broken at the neckline with a collar machine.
- 39.9.9 Fronts shall be pressed on the left and right front press, shaping the garment to conform to the figure.
- 39.9.10 Shall use a cleaning machine that fits the upper shoulder area to remove any creases that occur.
- 39.9.11 All pressing shall be done with at least 75 lbs. of steam pressure.
- 39.9.12 Buttons: Houston Fire Department Buttons shall be used on all coats.
- 39.9.13 For badge clip, badge shall be held by clip sewn on the left breast 4-1/2" to left of the top button and 1" higher than the top button.

39.10 Quality of Workmanship:

Each coat shall be cleaned and pressed in a workmanlike manner and free of all loose threads.

39.11 Patch:

- 39.11.1 "Houston Fire Department" patch shall be sewn on both sleeves of the coat approximately 1" below the shoulder seam.
- 39.11.2 A 4-1/2" x 3-1/2", six (6) color shield shape with an outer border of 1/8" of yellow thread shall be used.
- 39.11.3 The outer shield shall be black with "HOUSTON" at the top in 5/16" block letters in yellow thread.
- 39.11.4 On the left side, it shall say "FIRE-EMS", and on the right side it shall say "RESCUE" in 1/4" block letters in yellow thread.
- 39.11.5 The inner border shall be yellow.
- 39.11.6 The upper left portion of the shield shall have a 1" by 1" royal blue square.
- 39.11.7 Inside the square shall be a 1/2" white star.
- 39.11.8 In the upper right side of the inner shield there shall be a 1-1/2" by 1" rectangle divided into two (2) equal parts with white at upper and red at lower areas.
- 39.11.9 Over the lower part of the upper portion, there shall be a representative of the Houston skyline in yellow.
- 39.11.10 In the lower portion of the inner shield shall be the fire department emblem in white with a border of yellow.
- 39.11.11 In the upper arch, it shall say "1838" in 3/16" block letters in red thread.
- 39.11.12 In the right arch, there shall be a 5/8" hook and ladder with black thread.
- 39.11.13 In the lower arch, there shall be a diamond shape divided into four equal parts.
- 39.11.14 The upper part shall be red, the right part shall be yellow, the lower part shall be white and the left part shall be light blue.
- 39.11.15 The diamond itself shall be bordered in black and a single black thread shall divide the diamond diagonally from the right top to the left bottom.
- 39.11.16 In the left arch, there shall be a blue asterisk with a white bar and a white snake coiled from the top to bottom.
- 39.11.17 In the center, there shall be written "State of Texas" in black.
- 39.11.18 The back of the emblem shall be entirely plastic coated for durability.
- 39.11.19 The materials to be used shall be colorfast and bleach safe.
- 39.11.20 Any emblem bid must match in design, construction, style and colors to the shoulder patch presently worn on the dress coats by members of the Houston Fire Department (Classified Members) in order to ensure a uniform appearance.

39.12 Labels

Each garment shall have a linen label with the individual's name, measurements, and date of manufacture and other pertinent data.

39.13 Fabric

39.13.1 The manufacturer of the fabric is TIC Uniform Fabrics for the current classified uniforms. It is Art 658/1/Z978 and 75% polyester 25% wool (11.5 – 12 oz. yd.) color navy.

39.13.2 In addition, the fabric can be from the manufacturer Raeford Division of Burlington. Every manufacturer can purchase from Burlington. The fabric is 75% polyester, 24% wool and 1% lycra. The style number is 32030 and color number is 30.

39.13.3 Either fabric shall match all current HFD uniform dress trousers, jackets and skirts. It is recommended that the fabric be matched with current HFD uniforms to ensure acceptability.

40.0 Dress Uniform Trouser:

40.1 Style:

40.1.1 Dress trouser shall be cut from men's military dress pattern.

40.1.2 Each trouser shall have a one-inch outlet running the full length of the inseam.

40.1.3 All dress uniform coats, dress uniform slacks and dress uniform skirts shall be cut from the same dye lot.

40.1.4 It is essential that the color of all uniforms match all pieces.

40.1.5 The manufacturer reference is Canterbury model "Officer" FD150, or equal.

40.2 Fabric:

Shall be Fire wool serge.

40.3 Waistband:

40.3.1 Outside waistband shall be 2" (self-material) to be sewn to the waistband curtain.

40.3.2 The inside waistband curtain is constructed from 65% polyester, 35% cotton twill with snug-tex and 1" band-roll material.

40.4 Pockets:

40.4.1 Two (2) hip pockets shall button 6" at the opening and 6" deep.

40.4.2 Hip pockets shall be made on a Reece model #46 lockstitch machine. (Safety-serge will not be acceptable)

40.4.3 All pocketing shall be 2.59 heavy drill black.

40.4.4 All pockets shall be firmly bar-tacked at each end of the pocket opening.

40.5 Fly:

40.5.1 A French fly shall be used with a separate piece finishing 2" x 2" including a buttonhole.

40.5.2 A talon zipper with memory lock shall be used.

40.6 Stitching:

40.6.1 All stitching shall be not less than 12 stitches per inch.

40.6.2 All seat seams to be double-chain stitched with a tandem needle machine.

40.6.3 The side seam and inseam may be single or double needle chain stitch to ensure seams will not separate.

40.7 Quality of Workmanship:

Each trouser shall be cleaned and pressed in a workmanlike manner and free of all loose threads.

40.8 Labels:

Each garment shall have a linen label with the individual's name, measurements, date of manufacture and other pertinent data.

41.0 Dress Uniform Skirt:

41.1 General:

- 41.1.1 The dress uniform skirt shall be 75% polyester and 25% wool.
- 41.1.2 All dress uniform coats, dress uniform slacks and dress uniform skirts shall be cut from the same dye lot.
- 41.1.3 It is essential that the color of all uniforms match all of the pieces.
- 41.1.4 The manufacturer reference is Canterbury model "Officer" FD150, or equal.

41.2 Fitting:

- 41.2.1 All garments shall be made to individual measurements.
- 41.2.2 The Contractor shall furnish a competent tailor to make initial measurements and also to be present at delivery to ensure correct fitting on individual.
- 41.2.3 Any and all alterations shall be made at the expense of the contractor.

41.3 Style:

- 41.3.1 Woman's military style dress skirt, cut from up to date women's military skirt patterns
- 41.3.2 Modified "A" style skirt shall have one inch outlet running the full length of the inseam.
- 41.3.3 The center back shall be vented and fully lined.
- 41.3.4 The fabric color shall be dark navy blue.
- 41.3.5 The lining shall be black satin.
- 41.3.6 The waistband is to be 1" (self-material)
- 41.3.7 Two (2) side pockets 6" at opening and 6" deep are optional.
- 41.3.8 All stitching shall not be less than 12 stitches per inch.
- 41.3.9 Each skirt shall be clean, pressed in a workmanlike manner and shall be free of loose threads.

40.4 Label and identification:

- 41.4.1 Each garment shall have a linen label with the individual's name, measurements, date of manufacture and other pertinent data.
- 41.4.2 Label shall be sewn on all four (4) sides into waistband.

42.0 Winter Jacket:

42.1 General Design:

- 42.1.1 Shall be a waist-length jacket with double front plackets over a two-way zipper.
- 42.1.2 Shall have a telescopic collar with hidden hood, lower box-pleated patch pockets with scalloped pocket flaps and side muff openings.
- 42.1.3 Shall be bi-swing back, athletic-cut design sleeves and permanent, epaulettes.
- 42.1.4 Shall have a permanent badge holder and zippered side vents and adjustable sleeve cuffs.

- 42.1.5 Shall have a removable thermal liner with knit wristlets.
- 42.1.6 Color shall be navy.
- 42.1.7 Style shall be mfr. ref. Gerber #70B1-ZED jacket.

42.2 Fabric and Materials:

- 42.2.1 Outer shell shall be HydroPOR-1 228T nylon taslan wr with breathable PU coating 70Dx160D/157x71.
- 42.2.2 Weight shall be 153 gsm
- 42.2.3 Breathability: 1700g/mxm/24H
- 42.2.4 Water proofness: 5000 mm
- 42.2.5 Lining shall be 100% polyester
- 42.2.6 Lining shall be black
- 42.2.7 Weight shall be 70 g/mxm
- 42.2.8 Removable thermal liner shall be 100% polyester in 150 gsm.
- 42.2.9 Shall be six (6) inch diamond stitching pattern.
- 42.2.10 Shall have black fleece pocketing.

42.3 Knitting

- 42.3.1 Shall be 100% stretch knit, continuous filament yarn 400 denier, with a minimum of 16 wales and 32 courses.
- 42.3.2 Rating to light, perspiration and wet/dry cleaning shall be a minimum of four (4).
- 42.3.3 Wristlet shall be 8 x 3 flare.
- 42.3.4 Color shall be black.
- 42.3.5 Interlining shall be white cotton.

42.4 Fasteners:

42.4.1 Zippers:

- 42.4.1.1 The front zipper shall be a #8 size, delrin with two sliders.
- 42.4.1.2 The liner zipper shall be a #5 size, aluminum, one slider.
- 42.4.1.3 The side zipper shall be #6, size, coil with one slider.
- 42.4.1.4 The hood zipper shall be #2 size, coil with one slider.

42.4.2 Snaps:

The snaps shall be universal snaps that have been oxidized to prevent rusting.

42.4.3 Thread:

All thread shall be polyester thread with a wrap of 36 strength in a 50 size.

42.4.4 Seam Tape is composite sealing tape that is compatible to the composite fabric, 7/8" wide.

42.4.5 Elastic:

- 42.4.5.1 Natural color, 2" waistband, 1" cuff, natural color, 1-1/2" back gussets.
- 42.4.5.2 Binding shall be black, 1-3/4" wide, nylon bias.
- 42.4.5.3 Eyelets shall be black and size is small.

42.5 Front:

- 42.5.1 There shall be a two-way delrin zipper under double storm plackets.
- 42.5.2 Over the front zipper there shall be two (2) front storm plackets to form a waterproof cover.
- 42.5.3 There shall be five (5) hidden oxidized snaps evenly spaced on the front plackets.
- 42.5.4 The top placket shall measure 3" wide, and shall be interlined.
- 42.5.5 The under placket shall measure 2-1/4" wide and shall be interlined.
- 42.5.6 The bottom of the plackets shall be aligned evenly with the waistband.

42.6 Badge Holder:

- 42.6.1 There shall be a badge holder set on the upper left chest centered with two metal eyelets spaced 1" apart, center to center.
- 42.6.2 The badge holder shall be made of the same material and shall measure 1" wide by 2-1/4".

42.7 Pockets:

- 42.7.1 There shall be two (2) double compartment box pleated pockets placed 2" above the waistband.
- 42.7.2 Pockets shall measure 7" wide by 7-3/4" long, pleat to measure approximately 1-1/2".
- 42.7.3 The side opening of the pockets shall be formed under each pocket with the opening to the sleeve side will measure 6".
- 42.7.4 The back lining of these pockets shall be a soft fleece fabric.
- 42.7.5 Pockets shall close with scalloped flaps with small snaps at each flap and pocket corner for closure.
- 42.7.6 The pocket flaps shall measure 7-1/4" wide by 3" long, the flaps shall be interlined.
- 42.7.7 There shall be a buttonhole set at the center of the pocket flap with a punch hole size opening for a 24 ligne metal button.

42.8 Collar:

- 42.8.1 The collar shall measure 4-1/4" at the ends and 4-1/2" at the center.
- 42.8.2 The collar shall be cut straight and with no stand so that it is seam sealed at the neck seam.
- 42.8.3 The collar assembly shall be sewn together without zigzag stitching.
- 42.8.4 The collar shall be interlined.
- 42.8.5 There shall be a knit collar set on the top collar and a self-material jacket hanger centered in the center of the knit collar.
- 42.8.6 The under collar shall have a zippered opening for a hood.
- 42.8.7 The zipper shall be an 8" long, size #2, coil zipper covered with a 1-1/2" wide by 9" long welt.

42.9 Hood:

- 42.9.1 The hood shall be a three (3) piece design that shall drop in between the shell and lining at the collar.
- 42.9.2 The hood shell shall be attached to the bottom shell fabric and the hood lining shall be attached to the top of the hood fabric at the zipper opening on the under collar.
- 42.9.3 There shall be a bungee cord around the perimeter of the hood, with cord locks for hood adjustment, and inserted into the front of the hood into two (2) metal eyelets.

42.10 Back:

- 42.10.1 The back shall be a bi-swing design with separately cut bi-swing gussets for freedom of movement.
- 42.10.2 The gussets shall be held in place with 1-1/2" elastic.
- 42.10.3 There shall be a separately cut waistband that measures 2-1/2" and will be shirred with 2" elastic.
- 42.10.4 The back waistband shall be shirred from side to side.
- 42.10.5 The front waistbands shall be plain and interlined.

42.11 Sleeves:

- 42.11.1 The sleeves shall be a two (2) piece athletic cut style for freedom of movement.
- 42.11.2 There shall be one-piece design cuffs made of outer fabric that are adjustable and measure 1-5/8" wide.
- 42.11.3 Half of the cuffs shall be heavy-duty elastic stretched and sewn with a double needle.
- 42.11.4 The other half of the cuffs shall be plain and interlined.
- 42.11.5 There shall be cuff tabs that measure 3" long, 1-1/4" at the widest and tapers to 3/4" at the end.
- 42.11.6 The cuff tab shall have a snap (female portion) which shall attach to either of the three snaps (male portion) set on the cuff for adjustments.
- 42.11.7 The first snap shall be set where the cuff tab falls on the cuff and the other two snaps shall be set 1" apart.

42.12 Epaulets:

- 42.12.1 The epaulets shall be sewn into the top sleeve seam in the shoulder area and shall have a buttonhole with a punch-hole size opening for a 24 ligne metal button.
- 42.12.2 The button shall be held in place with a silver metal ring.
- 42.12.3 The epaulets shall measure 2-1/2" wide at the shoulder points and gradually taper to a width approximately 2" wide near the collar where it shall come to a point.
- 42.12.4 The epaulets shall be set with a cross-stitching at the shoulder end and shall be tacked at the pointed end.

42.13 Side Vents:

- 42.13.1 There shall be black nylon coil zippers sewn into each side seam to allow access to the weapon and equipment.
- 42.13.2 The side vent zippers shall be ten (10") inches in length to allow for exposure of the entire weapon.
- 42.13.3 On each side vent there shall be a snap tab measuring 3" long by 1" in width, with a snap (female portion) set 1/2" from the tab point end.
- 42.13.4 There shall be two (2) snaps (male portion) set on the front waistband facing and one (1) in the back portion of the waistband so that the tab can be secured back for storage or snapped for use.
- 42.13.5 The male snaps shall face into the body.

42.14 Waistband:

- 42.14.1 There shall be a separately cut waistband that shall measure approximately two and half (2-1/2") inches wide and elasticized in the back with a two (2") inch heavy-duty elastic.
- 42.14.2 The back portion of the band shall be shirred.
- 42.14.3 The front band pieces shall be plain and interlined.

42.15 Lining:

- 42.15.1 The jacket is to be fully lined with taffeta lining.
- 42.15.2 All lining stitching shall be done with a five (5) thread safety stitch with a seam serge machine.
- 42.15.3 There shall be two (2) patch pockets made out of the lining fabric that shall measure 5-1/2" x 5-3/4" long.
- 42.15.4 The lining sleeves shall be a three (3) piece design to allow emblems and embroidery applied without affecting the water proofness and contamination.

42.16 Facings:

- 42.16.1 Outer shell fabric facings shall be set on the black lining with a concealed zipper track to accommodate a zip-out insulated liner.
- 42.16.2 Facings shall measure approximately 3" at the bottom increasing to 4-1/2" at the gorge and will continue until it ends at the shoulder seam.
- 42.16.3 The back facing shall run from shoulder seam to shoulder seam, which measures 1-1/2".

42.17 Removable Liner:

- 42.17.1 The removable thermal liner shall be constructed of 100% black nylon taffeta and the inner side shall be 100% nylon tricot, both color black.
- 42.17.2 The thermal batting shall be 7.5-ounce polyester fiber.
- 42.17.3 The stitch pattern shall to be a 6" diamond.
- 42.17.4 The liner shall be attached to the jacket with #5 aluminum zippers, 48" long, set on the front facings.
- 42.17.5 There shall be knit wristlets and large metal snaps at the cuff area for attachment. There will be 5-3/4" vents at the bottom of the side seams.
- 42.17.6 The quilt parts shall be bound with 1-3/4" black nylon bias binding.
- 42.17.7 There shall be a slash opening on the left side that shall be bound.

42.18 Reflective Striping:

Each jacket shall have 1 1/2" silver reflective striping on both right and left chest areas above the front pockets, on the front waistband from side zippers to front zipper and on the back from side seam to side seam just below the armhole.

42.19 Reflective Imprints:

- 42.19.1 Each jacket shall have "Houston Fire" in reflective letters on the back just above the reflective stripe.
- 42.19.2 "Houston" shall be arched and "Fire" shall be straight.
- 42.19.3 Imprint shall be the same style letters as is on current jackets.

42.20 Emblems:

- 42.20.1 Each jacket shall have a Houston Fire Department shoulder emblem sewn on the left shoulder.
- 42.20.2 The cost of the emblem shall be included in the cost of each jacket and supplied by the Contractor.

42.21 Metal Buttons:

42.21.1 Each jacket shall have metal FD buttons on the epaulets and pocket flaps.

42.21.2 Buttons will be either silver or gold as specified on the order.

42.22 Seam Sealing:

42.22.1 All external seams and sewing shall be seam sealed with 7/8" seam sealing tape that is set with a hot air seam sealing machine.

42.22.2 Seams shall be randomly tested with a Suttor tester at 3 psi for three (3) minutes.

42.22.3 A log shall be maintained to record the testing results.

42.23 Labels:

42.23.1 Each garment shall have a manufacturer label, permanent size labels, care instruction label and an ID label.

42.23.2 Each liner shall have a manufacturer label, a care instruction label, permanent size labels.

42.24 Hangtags:

42.24.1 Each garment shall have a manufacturer hangtag.

42.24.2 On the back side of the hangtag there shall be a sticker label with the style name, the ID# and the size of the garment.

42.25 Silence of Specification:

The apparent silence of this specification as to any details or the omission from it of a detail description concerning any point shall be interpreted as meaning that only the best commercial practices are to prevail and only materials and workmanship of first quality are to be used.

42.26 Sizing:

The Contractor shall be capable of providing all sizes for men and women, including any special size requirements. The Contractor shall have a Contractor representative or authorized subcontractor available to assist with the fittings of the garments at no additional cost.

SIZE	FINISHED CHEST INSEAM	BACK WIDTH	SLEEVE	WAIST WIDTH
SMALL	36-38	27	22	30
MEDIUM	40-42	27-1/2	22	34
LARGE	44-46	28	22	38
X-LARGE	48-50	28-1/2	22	42
XX-LARGE	52-54	29	22	46
XXX-LARGE	56-58	29-1/2	22	50
XXXX-LARGE	60-62	30	22	54
5X-LARGE	64-66	30-1/2	22	58
TOLERANCES	n/a	+ - 1"	+ - 1/2"	+ - 1/2"
LONG LENGTH (TALLS)	n/a	+ - 1"	+ - 1"	+ - 1"

43.0 Long Sleeve Work Shirts:

43.1 General Features:

- 43.1.1 Shall be an 11.6 ounce polyester and cotton fleece twill long sleeve shirt.
- 43.1.2 Shall have a locker loop for hanging the shirt.
- 43.1.3 Shall have a stain resistant finish, and garment will satisfactorily accept embroidery and silk screening.
- 43.1.4 Shall have a chest breakthrough pocket with a Velcro divider to carry a full-size radio to prevent radio from dropping to bottom of pocket.
- 43.1.5 Shall have hand warmer pockets on both sides.
- 43.1.6 Shall have microphone pockets on both sides and pen pocket/pockets on left sleeve.
- 43.1.7 Shall have a no roll collar.

44.0 Hats:

44.1 Style:

- 44.1.1 Shall be a deluxe military style hat with stationery cover.
- 44.1.2 Shall be imprinted with a "5-Star" on the crown lining to assure compliance with specifications.
- 44.1.3 Style shall be mfr. ref. Midway Cap Company.

44.2 Dimensions:

- 44.2.1 The dimensions of a size 7-1/8 hat shall be as follows:
- 44.2.2 Front to rear of crown shall be 10-7/8"
- 44.2.3 Side to side of crown shall be 10-3/8"
- 44.2.4 Height of hat in front is 4-3/8"
- 44.2.5 All other sizes to be in proportion.

44.3 Cover:

- 44.3.1 The material shall be #196 white leatherette or equal.
- 44.3.2 The covers shall have a dry-cleanable bonding of not less than .093 gauge grey polyurethane foam throughout the entire top, sides and front, and a full crown lining of 100% acetate taffeta.
- 44.3.3 Shall have a sweat protector lining and an identification card holder in the form of a rectangle and shall be heat sealed directly to the sweat protector.
- 44.3.4 After joining the crown and the sides, the crown seam shall be double-stitched with a 3/8" bias folded tape.
- 44.3.5 For the final operation, all hats shall be blocked on a 5-piece block in live steam and thoroughly dried.

44.4 Eyelets:

- 44.4.1 Each cap cover shall be provided with a total of five (5) metal eyelets.
- 44.4.2 One (1) eyelet shall be attached in the front center at 1-1/8" up for proper placement of a one post shield.
- 44.4.3 Two (2) eyelets shall be provided on each side for ventilation.

44.5 Frame Band:

- 44.5.1 The frame band shall be 2" black Midlon over perforated polyethylene, approximately .035 thick.
- 44.5.2 The band shall be covered with a 1-3/4" width black rayon band style material.
- 44.5.3 This band shall be bound at the bottom with the same material as the cover.

44.6 Front Support:

- 44.6.1 Shall have a front support which consists of one (1) piece of stainless metal, called the stayer, and a plastic holder.
- 44.6.2 The holder shall be formed by cutting a piece of black linear polyethylene with dual slots to accept the stayer and hold it securely.

44.7 Grommet:

A 1/2" clear "D" plastic grommet, measured and closed to exact size, shall be inserted into the hat cover.

44.8 Visor:

- 44.8.1 Shall be made of two (2) pieces, the upper portion to consist of a nylon base with a black Japanned top, and the bottom piece of .095 genuine Sur-V-Lon.
- 44.8.2 The two (2) pieces shall be firmly cemented together, and the visor shall not crack, bubble or blister.
- 44.8.3 The visor shall be as pattern.

44.9 Front Strap:

The front strap shall be gold expansion.

44.10 Sweatband:

- 44.10.1 The sweatband shall be hand finished genuine uniform roan leather with a gold line roll that is 1-5/8" wide.
- 44.10.2 The sweatband shall be sewn into the caps with a machine finish.
- 44.10.3 Buttons shall be a gold "FD" finish button.
- 44.10.4 All hats shall contain a size label and a union label.
- 44.10.5 Workmanship shall be first-class in all respects.

45.0 Shirts, Tee:

- 45.1 T-Shirt, short sleeve, navy, no pocket, HFD logo on the left side chest, rank on right side chest and Houston Fire Department logo on the back.
 - 45.1.1 Shirt shall be 100% cotton, 6 oz. jersey knit, fade resistant.
 - 45.1.2 Shall have crew neck tapered fit, 4 oz. ring spun cotton.
 - 45.1.3 Shall have moisture wicking technology.
 - 45.1.4 Shall have double needle tailoring at shoulder.
 - 45.1.5 Shall be spandex ribbed crew neck.
 - 45.1.6 Style shall be mfr. ref. 5.11, or equal.

- 45.2 T-Shirt, short sleeve, navy, with chest pocket, HFD logo on the left side chest, rank on right side chest and Houston Fire Department logo on the back.
- 45.2.1 Shirt shall be 100% cotton, fade resistant.
 - 45.2.2 Shall have crew neck tapered fit, 6 oz. ring spun cotton.
 - 45.2.3 Shall have moisture wicking technology.
 - 45.2.4 Shall have double needle tailoring at shoulder.
 - 45.2.5 Shall be spandex ribbed crew neck.
 - 45.2.6 Style shall be mfr. ref. 5.11, or equal.
- 45.3 T-Shirt, short sleeve, navy, with pen pocket on arm, HFD logo on the left side chest, rank on right side chest and Houston Fire Department logo on the back.
- 45.3.1 Shirt shall be 100% cotton, fade resistant.
 - 45.3.2 Shall have crew neck tapered fit, 6 oz. ring spun cotton.
 - 45.3.3 Shall have moisture wicking technology.
 - 45.3.4 Shall have double needle tailoring at shoulder.
 - 45.3.5 Shall be spandex ribbed crew neck.
 - 45.3.6 Style shall be mfr. ref. 5.11, or equal.
- 45.4 T-Shirt, long sleeve, navy, 2/pack with HFD logo on the left side chest, rank on right side chest and Houston Fire Department logo on the back.
- 45.4.1 Shirt shall be 100% cotton, 6 oz. jersey knit, fade resistant.
 - 45.4.2 Shall have crew neck tapered fit, 4.5 oz. ring spun cotton.
 - 45.4.3 Shall have moisture wicking technology.
 - 45.4.4 Shall have double needle tailoring at shoulder.
 - 45.4.5 Shall be spandex ribbed crew neck.
 - 45.4.6 Style shall be mfr. ref. 5.11 or equal.
- 45.5 T-Shirt, short sleeve, navy, no pocket, HFD logo on the left side chest, rank on right side chest and Houston Fire Department logo on the back.
- 45.5.1 Shirt shall be 100% cotton, 6 oz. jersey knit, fade resistant.
 - 45.5.2 Shall have crew neck tapered fit, 4 oz. ring spun cotton.
 - 45.5.3 Shall have moisture wicking technology.
 - 45.5.4 Shall have double needle tailoring at shoulder.
 - 45.5.5 Shall be spandex ribbed crew neck.
 - 45.5.6 Style shall be mfr. ref. 5.11, or equal.
- 45.6 T-Shirt, short sleeve, navy, no pocket, HFD logo on the left side chest, rank on right side chest and Houston Fire Department logo on the back.
- 45.6.1 Shirt shall be 100% cotton, fade resistant.
 - 45.6.2 Shall have crew neck tapered fit, 6 oz. ring spun cotton
 - 45.6.3 Shall have moisture wicking technology.
 - 45.6.4 Shall have double needle tailoring at shoulder.
 - 45.6.5 Shall be spandex ribbed crew neck.
 - 45.6.6 Style shall be mfr. ref. 5.11, or equal
- 45.7 T-Shirt, short sleeve, white, pen pocket on left sleeve, HFD logo on the left side chest, rank on right side chest and Houston Fire Department logo on the back.
- 45.7.1 Shirt shall be 100% cotton, 6 oz. jersey knit, fade resistant.
 - 45.7.2 Shall have crew neck tapered fit, 6 oz. ring spun cotton
 - 45.7.3 Shall have moisture wicking technology.

45.7.4 Shall have double needle tailoring at shoulder.

45.7.5 Shall be spandex ribbed crew neck.

45.7.6 Style shall be mfr. ref. 5.11, or equal.

46.0 BASEBALL CAP:

The cap shall be navy blue. The bill shall be approximately 2-3/4". The circumference shall be approximately 14" from front to back. The circumference shall be approximately 13" from side to side. The cap shall have a Velcro tab to adjust the size. It is a six panel cap. The cap shall be embroidered in either gold or silver.



47.0 ADDITIONS & DELETIONS:

The City, by written notice from the City Purchasing Agent or designee to the Contractor, at any time during the term of this contract, may add or delete like or similar equipment, supplies, locations and/or services to the list of equipment, supplies, locations, and/or services to be provided. Any such written notice shall take effect on the date stated in the notice from the City. Similar equipment, supplies, services, or locations added to the contract shall be in accordance with the contract specification/scope of services, and the charges or rates for items added shall be the same as specified in the contract fee schedule. In the event that the additional equipment, supplies, locations and/or services are not identical to the item(s) already under contract, the charges therefore will then be the Contractor's normal and customary charges or rates for the equipment, supplies, locations and/or services classified in the contract fee schedule.

48.0 ESTIMATED QUANTITIES NOT GUARANTEED:

The estimated quantities specified herein are not a guarantee of actual quantities, as the City does not guarantee any particular quantity of apparel, uniforms or services during the term of this Contract. The quantities may vary depending upon the actual needs of the Department. The quantities specified herein are good faith estimates of usage during the term of this Contract. Therefore, the City shall not be liable for any contractual agreements/obligations the Contractor enters into based on the City purchasing all the quantities specified herein.

49.0 INTERLOCAL AGREEMENT:

Under the same terms and conditions hereunder, the Contract may be expanded to other government entities through interlocal agreements between the City of Houston and the respective government entity that encompass all or part of the products/services provided under this contract. Separate contracts will be drawn to reflect the needs of each participating entity.

50.0 WARRANTY OF SERVICES:

50.1 *Definitions:*

50.1.1 "Acceptance" as used in this clause, means the act of an authorized representative of the City by which the City assumes for itself, approval of specific services, as partial or complete performance of the Contract.

50.1.2 "Correction" as used in this clause, means the elimination of a defect.

50.2 Notwithstanding inspection and acceptance by the City or any provision concerning the conclusiveness thereof, the Contractor warrants that all services performed under this Contract will, at the time of acceptance, be free from defects in workmanship and conform to the requirements of this Contract. The City shall give written notice of any defect or nonconformance to the Contractor within a one-year period from the date of acceptance by the City. This notice shall state either (1) that the Contractor shall correct or re-perform any defective or non-conforming services at no additional cost to the City, or (2) that the City does not require correction or re-performance.

50.3 If the Contractor is required to correct or re-perform, it shall be at no cost to the City, and any services corrected or re-performed by the Contractor shall be subject to this clause to the same extent as work initially performed. If the Contractor fails or refuses to correct or re-perform, the City may, by contract or otherwise correct or replace with similar services and charge to the Contractor the cost occasioned to the City thereby, or make an equitable adjustment in the Contract price.

APPENDIX A:

The Contractor must be stocked with core products as listed below and be prepared for operation on or before the agreed start date of program.

Station wear consists of:

- Dress uniforms; such as, coats, trouser, skirts; including braid (silver and gold), service marks ad epaulets.
- Dress caps and hats for Chiefs, Captains and Firefighters
- Ball Caps
- Hat Badges
- Dress pants
- Work pants
- Work shirts, both long and short sleeve
- Patches (on shirts)
- Belts
- Badges
- Shrouds
- Insignias
- Rain wear (pants, jackets and liners)

EXHIBIT "C"
EQUAL EMPLOYMENT OPPORTUNITY

1. The contractor, subcontractor, vendor, supplier, or lessee will not discriminate against any employee or applicant for employment because of race, religion, color, sex, national origin, or age. The contractor, subcontractor, vendor, supplier, or lessee will take affirmative action to ensure that applicants are employed and that employees are treated during employment without regard to their race, religion, color, sex, national origin, or age. Such action will include, but not be limited to, the following: employment; upgrading; demotion or transfer; recruitment advertising; layoff or termination; rates of pay or other forms of compensation and selection for training, including apprenticeship. The contractor, subcontractor, vendor, supplier or lessee agrees to post in conspicuous places available to employees, and applicants for employment, notices to be provided by the City setting forth the provisions of this Equal Employment Opportunity Clause.
2. The contractor, subcontractor, vendor, supplier, or lessee states that all qualified applicants will receive consideration for employment without regard to race, religion, color, sex, national origin or age.
3. The contractor, subcontractor, vendor, supplier, or lessee will send to each labor union or representatives of workers with which it has a collective bargaining agreement or other contract or understanding, a notice to be provided by the agency contracting officer advising the said labor union or worker's representative of the contractor's and subcontractor's commitments under Section 202 of Executive Order No. 11246, and shall post copies of the notice in conspicuous places available to employees and applicants for employment.
4. The contractor, subcontractor, vendor, supplier, or lessee will comply with all provisions of Executive Order No. 11246 and the rules, regulations, and relevant orders of the Secretary of Labor or other Federal Agency responsible for enforcement of the equal employment opportunity and affirmative action provisions applicable and will likewise furnish all information and reports required by the Mayor and/or Contractor Compliance Officer(s) for purposes of investigation to ascertain and effect compliance with this program.
5. The contractor, subcontractor, vendor, supplier, or lessee will furnish all information and reports required by Executive Order No. 11246, and by the rules, regulations, and orders of the Secretary of Labor, or pursuant thereto, and will permit access to all books, records, and accounts by the appropriate City and Federal Officials for purposes of investigations to ascertain compliance with such rules, regulations, and orders. Compliance reports filed at such times as directed shall contain information as to the employment practice policies, program, and work force statistics of the contractor, subcontractor, vendor, supplier, or lessee.
6. In the event of the contractor's, subcontractor's, vendor's, supplier's, or lessee's non-compliance with the non-discrimination clause of this contract or with any of such rules, regulations, or orders, this contract may be canceled, terminated, or suspended in whole or in part, and the contractor, subcontractor, vendor, supplier, or lessee may be declared ineligible for further City contracts in accordance with procedures provided in Executive Order No. 11246, and such other sanctions may be imposed and remedies invoked as provided in the said Executive Order, or by rule, regulation, or order of the Secretary of Labor, or as may otherwise be provided by law.
7. The contractor shall include the provisions of paragraphs 1-8 of this Equal Employment Opportunity Clause in every subcontract or purchase order unless exempted by rules, regulations, or orders of the Secretary of Labor issued pursuant to Section 204 of Executive Order No. 11246 of September 24, 1965, so that such provisions will be binding upon each subcontractor or vendor. The contractor will take such action with respect to any subcontractor or purchase order as the contracting agency may direct as a means of enforcing such provisions including sanctions for noncompliance; provided, however, that in the event the contractor becomes involved in, or is threatened with litigation with a subcontractor or vendor as a result of such direction by the contracting agency, the contractor may request the United States to enter into such litigation to protect the interests of the United States.
8. The contractor shall file and shall cause his or her subcontractors, if any, to file compliance reports with the City in the form and to the extent as may be prescribed by the Mayor. Compliance reports filed at such times as directed shall contain information as to the practices, policies, programs, and employment policies and employment statistics of the contractor and each subcontractor.

EXHIBIT "D"
(Page 1 of Exhibit)



THIS AGREEMENT IS SUBJECT TO MEDIATION AND CAN BE INITIATED BY THE COMPANIES SIGNED BELOW OR THE OFFICE OF BUSINESS OPPORTUNITY.

To: City of Houston
Administering Department

Date: 09/05/14.

Project Name and Number sS07-25000-Apparel, uniforms for Various Departments

Bid Amount: \$ 6,815,567.27. MW/SBE Goal: \$749,712.40

LONE STAR UNIFORMS, INC., agrees to enter into a contractual agreement
Prime Contractor

with Graphic Results, who will provide the following goods/
MWSBE Subcontractor

services in connection with the above referenced contract:
silkscreen and embroidery services

for an estimated amount of \$749,712.40 or 11% of the total contract value.

Graphic Results is currently certified with the City of Houston's
(MW/SBE Subcontractor) Office of Business Opportunity to function in the
aforementioned capacity.

Lone Star Uniforms, Inc.
Prime Contractor

Graphic Results
MW/SBE Subcontractor

intend to work on the above-named contract in accordance with the MW/DBE Participation Section of the City of Houston Bid Provisions, contingent upon award of the contract to the aforementioned Prime Contractor.

[Signature]
Signed (Prime Contractor)

[Signature]
Signed (MW/SBE Subcontractor)

Vernon D. Fox
Printed Signature

Kelly Ethredge
Printed Signature

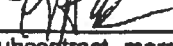

Vice-President 09/05/14
Title Date

Owner 09/05/14
Title Date

EXHIBIT "D"
(Page 2 of Exhibit)

CITY OF HOUSTON CERTIFIED MWSBE SUBCONTRACT TERMS

Contractor shall ensure that all subcontracts with MWSBE subcontractors and suppliers are clearly labeled "THIS CONTRACT IS SUBJECT TO MEDIATION" and contain the following terms:

1.  (MWSBE subcontractor) shall not delegate or subcontract more than 50% of the work under this subcontract to any other subcontractor or supplier without the express written consent of the City of Houston's Office of Business Opportunity Director ("the Director").
2.  (MWSBE subcontractor) shall permit representatives of the City of Houston, at all reasonable times, to perform 1) audits of the books and records of the subcontractor, and 2) inspections of all places where work is to be undertaken in connection with this subcontract. Subcontractor shall keep such books and records available for such purpose for at least four (4) years after the end of its performance under this subcontract. Nothing in this provision shall affect the time for bringing a cause of action or the applicable statute of limitations.
3. Within five (5) business days of execution of this subcontract, Contractor (prime contractor) and Subcontractor shall designate in writing to the Director an agent for receiving any notice required or permitted to be given pursuant to Chapter 15 of the Houston City Code of Ordinances, along with the street and mailing address and phone number of such agent.

These provisions apply to goal-oriented contracts. A goal-oriented contract means any contract for the supply of goods or non-professional services in excess of \$100,000.00 for which competitive proposals are required by law; not within the scope of the MBE/WBE/SBE program of the United States Environmental Protection Agency or the United States Department of Transportation; and which the City Purchasing Agent has determined to have significant MWSBE subcontracting potential in fields which there are an adequate number of known MBEs, WBE's, and or SBE's (if applicable) to compete for City contracts.

The MWSBE policy of the City of Houston will be discussed during the pre-proposal conference. For information, assistance, and/or to receive a copy of the City's Affirmative Action Policy and/or Ordinance, contact the Office of Business Opportunity Division at 832.393.0800, 611 Walker Street, 7th Floor, Houston, Texas 77002..




EXHIBIT "F"

Contractor's Certification of No Safety Impact Positions
In Performance of a City Contract

I, vernon D. Fox as an owner or officer of
(Name) (Print/Type) (Title)

Lone Star Uniforms, Inc/ (Contractor) have authority to bind the Contractor with respect to its bid, and I hereby certify that Contractor has no employee safety impact positions as defined in §5.18 of Executive Order No. 1-31 that will be involved in performing this City Contract. Contractor agrees and covenants that it shall immediately notify the City's Director of Personnel if any safety impact positions are established to provide services in performing this City Contract.

09/05/2014
Date

Contractor Name Lone Star Uniforms, Inc
Signature 
Title Vice President

ATTACHMENT D

CONTRACTOR'S CERTIFICATION OF NON-APPLICATION OF
CITY OF HOUSTON DRUG DETECTION AND DETERRENCE PROCEDURES
FOR CONTRACTORS

I, _____ as an owner or officer of
(Name) (Print/Type) (Title)

_____ (Contractor) have authority to bind the Contractor with respect to its bid, and I hereby certify that Contractor has fewer than fifteen (15) employees during any 20-week period during a calendar year and also certify that Contractor has no employee safety impact positions as defined in 5.18 of Executive Order No. 1-31 that will be involved in performing this City Contract. Safety impact position means a Contractor's employment position involving job duties that if performed with inattentiveness, errors in judgment, or diminished coordination, dexterity, or composure may result in mistakes that could present a real and/or imminent threat to the personal health or safety of the employee, co-workers, and/or the public.

Date

Contractor Name _____
Signature _____
Title _____

EXHIBIT "G"

DRUG POLICY COMPLIANCE DECLARATION

I, Vernon D. Fox Vice-President as an owner or officer of
 (Name) (Print/Type) (Title)
Lone Star Uniforms, Inc. (Contractor or Vendor)
 (Name of Company)

have personal knowledge and full authority to make the following declarations:

This reporting period covers the preceding 6 months from _____ to _____, 20_____.

VD
 Initials A written Drug Free Workplace Policy has been implemented and employees notified. The policy meets the criteria established by the Mayor's Amended Policy on Drug Detection and Deterrence (Mayor's Policy).

 Initials Written drug testing procedures have been implemented in conformity with the Mayor's Drug Detection and Deterrence Procedures for Contractors, Executive Order No. 1-31. Employees have been notified of such procedures.

 Initials Collection/testing has been conducted in compliance with federal Health and Human Services (HHS) guidelines.

 Initials Appropriate safety impact positions have been designated for employee positions performing on the City of Houston contract. The number of employees in safety impact positions during this reporting period is _____.

 Initials From _____ to _____ the following test has occurred
 (Start date) (End date)

	Random	Reasonable Suspicion	Post Accident	Total
Number Employees Tested				
Number Employees Positive				
Percent Employees Positive				

 Initials Any employee who tested positive was immediately removed from the City worksite consistent with the Mayor's Policy and Executive Order No. 1-31.

VD
 Initials I affirm that falsification or failure to submit this declaration timely in accordance with established guidelines will be considered a breach of contract.

I declare under penalty of perjury that the affirmations made herein and all information contained in this declaration are within my personal knowledge and are true and correct.

08/12/2014
 (Date)

Vernon D. Fox
 (Typed or Printed Name)
[Signature]
 (Signature)
Vice-President