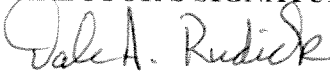



TO: Mayor via City Secretary

REQUEST FOR COUNCIL ACTION

SUBJECT: Accept Work for Create Smart Arterial Corridors; WBS No. N-000650-0039-4.	Page 1 of 1	Agenda Item #
FROM (Department or other point of origin): Department of Public Works and Engineering	Origination Date	Agenda Date
DIRECTOR'S SIGNATURE:  Dale A. Rudick, P.E., Director	Council District affected: A, B, C, H, I, J <i>SKP</i>	
For additional information contact:  Joseph T. Myers, P.E. Senior Assistant Director Phone: (832) 395-2355	Date and identification of prior authorizing Council action: Ordinance # 2013-0181 dated: 02/27/2013	

RECOMMENDATION: (Summary) Pass a motion to approve the final Contract Amount of \$2,693,776.81 or 6.95% under the original Contract Amount, accept the Work and authorize final payment.

Amount and Source of Funding: No additional funding required.
Total (Original) Appropriation of \$3,436,729.00.
\$856,328.00 Fund 4040 METRO Projects Construction DDSF
\$742,500.00 Fund 5030 Federal State Local – Pass Through
\$1,837,901.00 Fund 5030 Federal State Local – Pass Through

PROJECT NOTICE/JUSTIFICATION: This project was necessary to meet City of Houston standards and improve traffic.

DESCRIPTION/SCOPE: The project consisted of rebuilding eleven (11) traffic signals, traffic signal cabinet and controller replacement for 30 intersections. The contract duration for this project was 730 calendar days. The project was designed by Jacobs Engineering Group, Inc. The project was awarded to Statewide Traffic Signal Company with an original Contract Amount of \$2,895,119.86.

LOCATION: The project is located in Council District A, B, C, H, I, J. The Project is located in various Key Map Grids.


Traffic Signal Rebuilt Location

Street	Key Map	Council District
Bingle Rd. @ Hammerly Blvd.	450R	A
Bingle Rd. @ Kempwood Dr.	450R	A
Bingle Rd. @ Little York Rd.	411T	A
Tidwell Rd. @ Antoine Dr.	451C	C
Tidwell Rd. @ Jensen Dr.	454A	H

Street	Key Map	Council District
Crane St. @ Lockwood Dr.	454Y	B
Collingworth St. @ Lockwood Dr.	454Y	B
Lockwood Dr. @ Navigation Blvd.	494P	H
Beechnut St. @ Rice Ave	531Q	C
W. 18 th St. @ Mangum Rd.	451V	A
W. 18 th St. @ Ella Blvd.	452T	C

REQUIRED AUTHORIZATION

20PJ014

Finance Department:	Other Authorization:	Other Authorization:  Daniel R. Menendez, P.E., Deputy Director Engineering and Construction Division
----------------------------	-----------------------------	---

Traffic Signal Cabinet & Controller Replacement

Street	Key Map	Council District
Beechnut St. @ New Castle St.	531R	C
Beechnut St. @ Meyerland Plaza	531Q	C
Beechnut St. @ Endicott In.	531Q	C
Beechnut St. @ Chimney Rock Rd.	531P	C
Beechnut St. @ Renwick Dr.	531N	C
Beechnut St. @ Hillcroft Ave.	531N	C
Beechnut St. @ Bissonnet St.	530R	J
Beechnut St. @ Fondren Rd.	530L	J
Beechnut St. @ Brae Acres Rd.	530K	J
Beechnut St. @ Mary Bates Blvd.	530K	J
Beechnut St. @ Gessner Rd.	530J	J
Beechnut St. @ Jorine Dr.	530J	J
Beechnut St. @ Corporate Dr.	529M	J
Beechnut St. @ Club Creek Dr.	529R	J
43 rd St. @ Bingle Rd.	451E	A

Street	Key Map	Council District
Crosstimbers St. @ Hirsch Rd.	454K	B
Crosstimbers St. @ Irvington Blvd.	453M	H
Crosstimbers St. @ Helmers Rd.	453L	H
Crosstimbers St. @ Airline Dr.	453K	H
Crosstimbers St. @ Shepherd Dr.	452M	H
Crosstimbers St/43rd. @ Ella Blvd.	452K	C
Crosstimbers St./43rd @ Oak Forest Dr.	452K	C
Crosstimbers St./43rd @ TC Jester Blvd.	451M	C
Lockwood Dr. @ Shreveport Blvd.	454Q	B
Lockwood Dr. @ Rand St.	454U	B
Lockwood Dr. @ Telephone Rd.	494T	I
Tidwell Rd. @ Nordling Rd.	453A	H
Tidwell Rd. @ Airline Dr.	453B	H
Tidwell Rd. @ Irvington Blvd	453C	H
Tidwell Rd. @ Hirsch Rd.	454C	B

CONTRACT COMPLETION AND COST: The Contractor, Statewide Traffic Company, has completed the work under the subject Contract. The project was completed within the Contract Time. The final cost of the project, including overrun and underrun of estimated unit price quantities and previously approved Change Order No. 1 is \$2,693,776.81 a decrease of \$201,343.05 or 6.95% under the original Contract Amount.

The decreased cost is a result of the difference between planned and measured quantities. This decrease is primarily the result of an underrun in various Base Unit Price Items and Extra Unit Price Items, which was not necessary to complete the project.

M/WBE PARTICIPATION: The M/WBE goal established for this project was 12%. According to Office of Business Opportunity, the participation was 18.11%. Contractor's M/WBE performance evaluation was rated Outstanding.

DM
DAR:DRM:JTM:SKF:MA:pj